

**MISSION TRAINING PLAN  
FOR  
GROUND MAINTENANCE  
COMPANY,  
AVIATION SUPPORT  
BATTALION, DIGITIZED  
DIVISION**

**DISTRIBUTION RESTRICTION:** Approved for public release; distribution is unlimited.

ARMY TRAINING AND  
EVALUATION PROGRAM  
43-388-30-MTP

HEADQUARTERS  
DEPARTMENT OF THE ARMY  
Washington, DC, 30 NOVEMBER 1999

**MISSION TRAINING PLAN  
GROUND MAINTENANCE COMPANY  
AVIATION SUPPORT BATTALION, DIGITIZED DIVISION**

**TABLE OF CONTENTS**

	PAGE
Preface.....	iii
Chapter 1	
Unit Training.....	1-1
1-1 GENERAL.....	1-1
1-2 SUPPORTING MATERIAL.....	1-1
1-3 CONTENTS .....	1-1
1-4 MISSIONS.....	1-3
1-5 PRINCIPLES OF TRAINING .....	1-3
1-6 TRAINING STRATEGY .....	1-4
1-7 CONDUCTING TRAINING .....	1-5
1-8 FORCE PROTECTION (SAFETY).....	1-6
1-9 ENVIRONMENTAL PROTECTION.....	1-12
1-10 EVALUATION .....	1-14
1-11 FEEDBACK .....	1-15
Chapter 2	
Training Matrix .....	2-1
2-1 GENERAL.....	2-1
2-2 TRAINING MATRIX: MISSION TO COLLECTIVE TASKS.....	2-1
Chapter 3	
Mission Outline .....	3-1
3-1 GENERAL.....	3-1
3-2 MISSION OUTLINE .....	3-1

<p><b>DISTRIBUTION RESTRICTION:</b> Approved for public release; distribution is unlimited.</p>
---

Chapter 4	Training Exercises.....	4-1
	4-1 GENERAL.....	4-1
	4-2 FIELD TRAINING EXERCISE.....	4-1
	4-3 SITUATIONAL TRAINING EXERCISE.....	4-1
	4-4 SAFETY.....	4-2
	4-5 VISUALIZATION.....	4-2
Chapter 5	Training and Evaluation Outlines.....	5-1
	5-1 INTRODUCTION.....	5-1
	5-2 STRUCTURE.....	5-1
	5-3 FORMAT.....	5-1
	5-4 USE.....	5-3
Chapter 6	External Evaluations.....	6-1
	6-1 INTRODUCTION.....	6-1
	6-2 PREPARING THE EVALUATION.....	6-1
	6-3 SELECTING THE OBSERVER CONTROLLERS.....	6-10
	6-4 TRAINING THE OBSERVER CONTROLLERS.....	6-10
	6-5 RECORDING EXTERNAL EVALUATION INFORMATION.....	6-11
	6-6 SELECTING AND TRAINING THE OPFOR.....	6-15
	6-7 CONDUCTING THE EVALUATION.....	6-15
	6-8 CONDUCTING THE AFTER ACTION REVIEW.....	6-18
Appendix A	Combined Arms Training Strategy.....	A-1
Appendix B	Battlefield Operating Systems.....	B-1
Glossary.....		Glossary-1
References.....		References-1
Questionnaire.....		Questionnaire-1

## PREFACE

This mission training plan (MTP) provides the Ground Maintenance Company (GMC) Commander and Training Officer with a task-based, event-driven training strategy to enable the unit to accomplish its wartime mission. While MTPs may not cover unit contingency plans, this document includes tasks to meet the Army force projection mission and includes tasks related to deployment, establishment of maintenance operational areas, redeployment, base defense, and unit and direct support maintenance operations.

This MTP applies to the Ground Maintenance Company (TOE 43388F000), Aviation Support Battalion (ASB) (63385F000), Division Support Command (63002F000). The GMC is a completely new and digitized organization. It consists of a company headquarters, a battalion maintenance platoon, and a direct support platoon. The GMC does not possess Class IX supply management responsibility. Class IX supply management (ground and aviation items) is now the responsibility of the Supply Company (TOE 63386F000). The GMC provides unit maintenance for all ASB non-air items and direct support maintenance for all Aviation Brigade, ASB, and Division Cavalry Squadron non-air items, including track, turret, missile, automotive, communications-electronics, engineer, utility, power generation, and small arms.

The overarching principle of "fix forward" remains unchanged. In the redesigned division, maintenance procedures and doctrinal methods are changed to gain greater effectiveness and efficiencies. For the most part, direct support and unit maintenance functions are consolidated and are now called field maintenance. This applies to the mechanized and armor maneuver battalions, engineer battalions, brigade headquarters, division headquarters, and reconnaissance troop. The aviation units, cavalry squadron, division troops, and field artillery battalions retain their unit maintenance sections.

On the Force XXI battlefield, mechanized and armor maneuver units will remain responsible for operator and crew level maintenance. Operators/crews may perform battlefield damage assessment and repair (BDAR) through the use of onboard BDAR kits and will use self-recovery techniques to the greatest extent possible. Force XXI combat service support (CSS) concepts and organizations reflect a paradigm shift from a supply-based CSS system of the Army of Excellence (AOE) to an advanced distribution-based structure. Technology makes this shift possible. The Force XXI distribution-based system eliminates most stockpiles, substituting velocity for mass. Logisticians use computers to control the destination, speed, and volume of the distribution system. With intransit visibility (ITV), total asset visibility (TAV), advanced materiel management, and advanced decision support system technology, Force XXI logisticians will have access and visibility over all of the items within the distribution pipeline.

Force XXI Battle Command, Brigade and Below (FBCB2) is a digital Battle Command Information System that provides on the move, real-time, and near real-time information to brigade combat, combat support, and combat service support leaders and soldiers. FBCB2 at the weapon systems level, interfaces with FBCB2 within the Ground Maintenance Company, provides situational awareness on every weapon systems platform within the Aviation Brigade, ASB, and Cavalry Squadron, as well as access to the Tactical Internet. The FBCB2 system interfaces with the Army Battle Command System (ABCS) at the brigade level. The integration of all Battlefield Operating Systems information provides significant tactical and operational advantage.

Standards for executing the tasks are described in the training and evaluation outlines (T&EOs). These standards were developed to meet the Total Army requirement. To meet mission-essential requirements, commanders may wish to make standards more stringent. The intent of this publication is not to deny the commander that flexibility.

Training developers continuously update individual and collective tasks and other support products for these manuals in the Automated Systems Approach to Training (ASAT) database. Units can get data updates for Standard Army Training System (SATS) online via the Internet at Training Module Executive Management Information System (TEXMIS), <http://206.135.244.11> or <http://www.satsbbs.com>.

The proponent of this publication is HQ TRADOC. Submit changes for improving this publication on DA Form 2028 and forward it to Commander, United States Combined Arms Support Command, ATTN: ATCL-A, 401 1st Street, Suite 229, Fort Lee, Virginia 23801.

Unless otherwise stated, masculine nouns and pronouns refer to both women and men.

## Chapter 1

### Unit Training

**1-1. GENERAL.** This mission training plan (MTP) provides the commander and leaders with guidance on how to train the key missions of the unit. The specific details of the unit's training program depend on the following factors:

- a. Unit's mission-essential task list (METL).
- b. Chain of command training directives and guidance.
- c. Training priorities of the unit.
- d. Availability of training resources and areas.

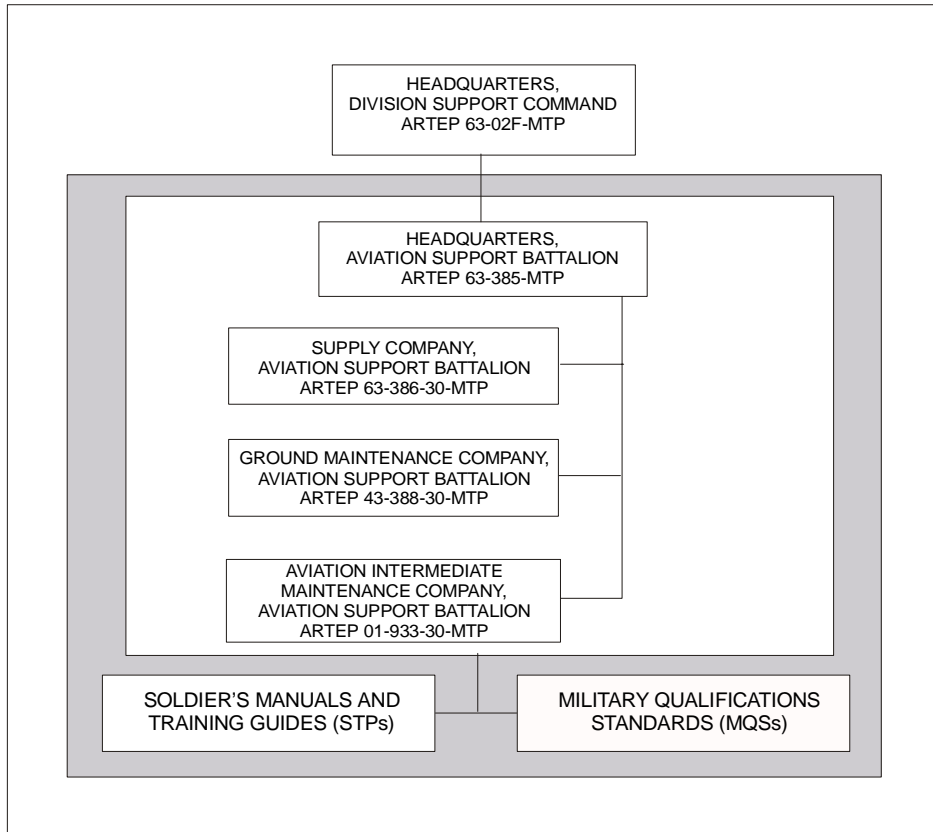
**1-2. SUPPORTING MATERIAL.** This MTP describes a critical mission-oriented unit training program that is part of the next higher echelon's training program. This unit's training program consists of:

- a. ARTEP 63-385-MTP which indicates the relationship of the next higher headquarters training program to the unit's training program.
- b. The soldier training publications (STPs), which include the soldier's manuals (SMs) and trainer's guides (TGs), for each military occupational specialty (MOS) authorized in the table of organization and equipment (TOE) for the unit.
- c. The soldier's manuals of common tasks (SMCTs).
- d. The military qualification standards (MQS) -I and MQS-II manuals for company grade officers.

Figure 1-1 illustrates the relationship of these supporting publications.

**1-3. CONTENTS.** This MTP is organized into six chapters and two appendices:

- a. Chapter 1, Unit Training, provides the explanation and organization of this MTP. This chapter explains how to use this MTP in establishing an effective training program.
- b. Chapter 2, Training Matrix, shows the relationship between missions and collective tasks.



**Figure 1-1. MTP Echelon Relationship Diagram**

c. Chapter 3, Mission Outline, presents a graphic portrayal of the relationship between missions and their subordinate tasks.

d. Chapter 4, Training Exercises, consists of a field training exercise (FTX) and supporting situational training exercises (STXs). This chapter provides training information and a preconstructed scenario for each exercise. These exercises can serve as part of an internal or external evaluation and may be modified to suit the training needs of the unit.

e. Chapter 5, Training and Evaluation Outlines, provides the training and evaluation criteria for all the tasks the unit must master to effectively perform its mission. Each task is a training and evaluation outline (T&EO) that identifies task steps, performance measures, and individual and leader tasks. Each T&EO is part of a mission and, in various combinations, composes training exercises in Chapter 4.

f. Chapter 6, External Evaluations, explains how to evaluate training and assess evaluation results. It includes sample worksheets, summary sheets, and evaluation scenarios.

g. Appendix A, Combined Arms Training Strategy, provides user information, a description of the training strategy, and a task template.

h. Appendix B, Battlefield Operating Systems (BOSs) Definitions, provides current descriptions of each BOS.

**1-4. MISSIONS.** This MTP concerns specified missions found in the TOE and implied missions that this unit must perform in order to accomplish the specified missions. The critical wartime mission, Provide Ground Maintenance Support, is the focal mission for this unit. The commander may supplement these missions with his own. The following is a listing of missions for this unit:

a. Missions.

- (1) 63-2-E0020 Deploy Unit to a New Theater of Operations.
- (2) 63-2-E0021 Relocate Unit to a New Operating Site.
- (3) 63-2-E0022 Establish Unit Area of Operations.
- (4) 63-2-E0024 Provide Field Maintenance and Recovery Support.
- (5) 63-2-E0025 Defend Assigned Area.
- (6) 63-2-E0026 Redeploy Unit to Home Station.

b. Each of these missions may be trained individually or jointly with other missions. Training is based on the criteria described in the T&EOs. Several T&EOs can be trained as an STX. Various combinations of STXs can be used to develop an FTX for the unit to practice its entire mission responsibility. Several STXs can be developed into an external evaluation designed by the next higher echelon to evaluate the unit's ability to perform multiple missions under stress in a realistic environment.

c. Leader tasks that support the unit's missions are trained through STP and Officer Foundation System (OFS) training, battle simulations, and execution of the unit's missions.

d. Individual tasks that support collective tasks are mastered by training to standards listed in the appropriate STP.

**1-5. PRINCIPLES OF TRAINING.** This MTP is based on the training principles found in FM 25-100 and FM 25-101. For further information, see Paragraph 1-7 below.



**1-6. TRAINING STRATEGY.** The training program developed and executed by a unit to train to standards in its critical missions is a component of the Army's Combined Arms Training Strategy (CATS). The purpose of the CATS is to provide direction and guidance on how the total Army trains and identifies the resources required to support that training. CATS provides the tools that enable the Army to focus and manage training in an integrated manner. Central to the CATS is a series of proponent generated unit and institutional strategies that describe the training and training resources required to train to standard.

a. The unit training strategies central to CATS provide the commander with a descriptive "menu" for training reflecting that while there is an optimal way to train to standard, it is unlikely that all units in the Army have the exact mix of resources required to execute an optimal training strategy.

b. A unit's training strategy is composed of three separate training strategies. When integrated with the training tasks found in the MTP, they form a comprehensive and focused training strategy that allows the unit to train to standard. The elements of a unit's training strategy are:

(1) Combined Arms Training Strategy. CATS is intended to provide a set of recommended training frequencies for key training events in a unit and depict those resources required to support the training events.

(2) Gunnery strategy. The gunnery strategy is built around weapon systems found in the unit, provides an annual training plan, and depicts resources required to support weapons training. Data for the gunnery strategy comes from the Standards in Training Commission (STRAC) manual or appropriate field manual (FM).

(3) Soldier strategy. The soldier strategy provides an annual plan for training and maintaining skills at the individual level and lists the resources required to train a soldier.

c. A critical element in the unit training strategy is the identification of critical training gates. Critical training gates are defined as training events that must be conducted to standard before moving on to a more difficult or resource intensive training event or task. Training gates follow the crawl, walk, run training methodology. For instance, if the unit training strategy calls for conducting an FTX and a STX has been identified as a critical training gate for the FTX, the training tasks contained in the STX must be trained to standard prior to conducting the FTX. Standards for all tasks must be clearly defined so the trainer can assess the preparedness of his soldiers, or unit(s), to move on to more complex training events. The provision for critical training gates recognizes that the unit's METL and the commander's assessment of his unit's training status will determine the selection and timing of the collective training exercises in a specific unit's training strategy.

d. When developing the unit's training plan, the commander identifies the training tasks from the MTP required to train his METL.

**1-7. CONDUCTING TRAINING.** This MTP is designed to facilitate the planning, preparation, and conduct of unit training as explained in FM 25-100 and FM 25-101.

a. The commander assigns the missions and tasks for training based on his METL and the training guidance from the next higher headquarters. Trainers must plan and execute training in support of this guidance.

b. The commander reviews the mission outline in Chapter 3 to determine whether the FTX and STXs provided will support, or can be modified to support, the senior commander's guidance. If they do not support the guidance or need to be modified, refer to the matrix in Chapter 2. The matrix provides a listing of collective tasks that must be mastered to perform the mission.

c. The commander prioritizes the tasks that need training. He never has time to train everything. He must orient on the greatest challenges and most difficult sustainment skills.

d. The commander integrates training tasks into the training schedule by:

(1) Listing the tasks in the priority and frequency they need to be trained.

(2) Determining the amount of time required and how multi-echelon training can be used for the best results.

(3) Determining where the training can take place.

(4) Determining who is responsible for what. The leader of the element being trained must always be involved.

(5) Organizing his requirements into blocks of time and training vehicles.

e. The commander must approve the list of tasks to be trained and schedule them on the unit training schedule.

f. The commander must determine the equipment and supplies needed to conduct the training.

g. The commander must keep subordinate leaders informed and oversee their training. The training standards must be rigidly enforced.

### **1-8. FORCE PROTECTION (SAFETY).**

a. Safety is a component of force protection. Commanders, leaders, and soldiers use risk assessment and management to tie force protection into the mission. Risk management assigns responsibility, institutionalizes the commander's review of operational safety, and leads to decision making at a level of command appropriate to the risk. The objective of safety is to help units protect combat power through accident prevention, which enables units to win fast and decisively with minimum losses. Safety is an integral part of all combat operations and begins with readiness. Readiness determines a unit's ability to perform its METL to standard. Readiness standards addressed during METL assessment are:

- (1) Soldiers with the self-discipline to consistently perform tasks to standard.
- (2) Leaders who are ready, willing, and able to enforce standards.
- (3) Training that provides skills needed for performing to standard.
- (4) Standards and procedures for task performance that are clear and practical.
- (5) Support for task performance, including equipment, personnel, maintenance, facilities, and service.

b. Risk management is a tool that addresses the root causes (readiness shortcomings) of accidents. It assists commanders and leaders in not only identifying what the next accident is going to be, but also helps identify who will have the next accident. Risk management is a way to put more realism into training without paying the price in deaths, injuries, or damaged equipment.

c. Safety demands total chain of command involvement in planning, preparing, executing, and evaluating training. The chain of command responsibilities include:

- (1) Commanders, who must:
  - (a) Seek optimum, not adequate, performance.
  - (b) Specify the risk acceptable to accomplish the mission.
  - (c) Select risk reductions provided by staff.

(d) Accept or reject residual risk, based on the benefit to be derived.

(e) Train and motivate leaders at all levels to effectively use risk management concepts.

(2) Staff, who must:

(a) Assist the commander in assessing risks and developing risk reduction options for training.

(b) Integrate risk controls in plans, orders, METL standards, and performance measures.

(c) Eliminate unnecessary safety restrictions that diminish training effectiveness.

(d) Assess safety performance during training; evaluate safety performance during after action reviews (AARs).

(3) Subordinate leaders, who must:

(a) Apply consistently effective risk management concepts and methods to operations they lead.

(b) Report risk issues beyond their control or authority to their superiors.

(4) Individual soldiers, who must:

(a) Report unsafe conditions, and act to correct the situation when possible.

(b) Establish a buddy system to keep a safety watch on one another.

(c) Take responsibility for personal safety.

(d) Work as a team member.

(e) Modify their own risk behavior.

d. Death or serious injury may result if personnel fail to observe safety precautions. Potential safety hazards include, but are not limited to, the following areas:

(1) Fuel Flammable/No Smoking.

(a) Fuel is flammable and toxic to eyes, skin, and the respiratory tract. Skin/eye protection is required. Avoid repeated/prolonged contact. Use only in well ventilated areas. Keep away from open flames or other sources of ignition. Post FUEL FLAMMABLE/NO SMOKING signs around the area. Suitable fire extinguishers must be present.

(b) Fuel on clothing can be fatal if ignited by a static discharge. If fuel gets on your clothes, leave the refueling area as soon as possible and wet clothes with water before removing them. In extreme cold conditions, clothes should not be wet; instead, ground yourself to a piece of grounded equipment by taking hold of it before removing clothing. Wash skin with warm soapy water.

(c) Spilled fuel creates a flammable, vapor-air mixture and fire can occur. Improper positioning of an external fuel source can cause the internal fuel tank to overflow. Stop refueling immediately if a fuel spill occurs.

(2) Frostbite. Touching cold metal with exposed skin will cause skin to bond with metal. Gloves are required when touching cold metal objects. Do not touch cold metal parts with bare hands.

(3) Solvent Hazard. Dry cleaning solvent, P-D 680, Type III, used to clean parts is potentially dangerous to personnel and property. Eye protection is required. Avoid repeated and prolonged skin contact by wearing rubber or nonporous gloves when handling solvents or material wet with dry cleaning solvent. Wash hands with soap and water immediately after exposure and use lanolin-based skin cream to prevent skin drying. Do not use near open flame or excessive heat. The flash point of solvent is 138 degrees F. Do not work with solvent in a closed area. Be sure there is good ventilation or the solvent vapors will build up in the air and become a poisonous mixture that can cause physical injury or even death.

(4) Electrical High Voltage. Electrical high voltage cannot be seen, but it can kill. Electricity is unlike most other dangers because it gives no warning, has no symptoms, and its effects are immediate. It can cause severe burns, unconsciousness, and even death. To ensure the safety of all personnel, always observe the following precautions:

(a) DO NOT perform any maintenance on electrical equipment unless all power is removed.

(b) **BE CERTAIN** that a second individual is assisting who can remove power immediately.

(c) **ALWAYS** place **POWER OFF** warning tags on power switches so that no one will apply power while you are performing maintenance.

(d) For **ARTIFICIAL RESPIRATION**, refer to FM 21-11.

(5) **Compressed Air Hazard.** Compressed air can blow dust into the eyes. Wear eye protection. Do not exceed 30 psi at the nozzle. **FIRST AID** instructions are given in FM 21-11.

(6) **Hot Components.** Contact with hot components can cause burns. Allow unit to cool down before attempting service, inspection, or maintenance activity.

(7) **Jewelry.** Jewelry can catch on equipment and cause injury, or may short across an electrical circuit and cause severe burns or electrical shock. Remove rings, bracelets, wristwatches, and neck chains before working around or on the unit.

(8) **Carbon Monoxide (Exhaust Fumes).** Carbon monoxide is a lethal, odorless, and colorless gas. Breathing carbon monoxide produces symptoms of headaches, dizziness, loss of muscular control, sleepiness, and coma. Brain damage or death can result from heavy exposure. Carbon monoxide occurs in the exhaust fumes of burning heaters and internal combustion engines. Carbon monoxide can become dangerously concentrated under conditions of improper ventilation. Precautions must be followed to ensure the operator's safety when combustion engines are in operation.

(a) **OPERATE** with the exhaust pipes unobstructed.

(b) **DO NOT** operate the powered module with a known exhaust (combustion air) leak.

(c) **BE ALERT** at all times during operating procedures for carbon monoxide poisoning. If exposure is present, **IMMEDIATELY** evacuate personnel to fresh air.

(d) **BE AWARE** the chemical/biological mask **WILL NOT** protect you from carbon monoxide poisoning.

**THE BEST DEFENSE AGAINST CARBON MONOXIDE POISONING IS GOOD VENTILATION.**

(9) Steel Banding. Steel banding cut under tension can snap free and cause injury. Leather gloves and face shields are required.

e. Risk management is a five-step cyclic process that is easily integrated into the decision-making process outlined in FM 101-5. The five steps are:

(1) Identify hazards. Identify the most probable hazards for the missions.

(2) Assess Hazards. Analyze each hazard to determine the probability of its causing an accident and the probable effect of the accident. Identify control options to eliminate or reduce the hazard. The Army Standard Risk Assessment Matrix (Figure 1-2) is a tool for assessing hazards.

(3) Make Risk Decisions. Weigh the risk against the benefits of performing the operations. Accept no unnecessary risks and make any residual risk decisions at the proper level of command.

(4) Implement Controls. Integrate specific controls into plans, OPLANs, OPORDs, SOPs, and rehearsals. Communicate controls to the individual soldier.

(5) Supervise. Determine the effectiveness of controls in reducing the probability and effect of identified hazards to include follow-up and after action. Develop the lessons learned.

f. Fratricide is a component of force protection and is closely related to safety. Fratricide is the employment of weapons, with the intent to kill the enemy or destroy his equipment that results in unforeseen and unintentional death, injury, or damage to friendly personnel or equipment. Fratricide is, by definition, an accident. Risk assessment and management is the mechanism with which incidence of fratricide can be controlled. The primary causes of fratricide are:

(1) Direct Fire Control Plan Failures. These occur when units fail to develop defensive and, particularly, offensive fire control plans.

(2) Land Navigation Failures. These result when units stray out of sector, report wrong locations, and become disoriented.

(3) Combat Identification Failures. These failures include gunners or pilots being unable to distinguish thermal and optical signatures near the maximum range of their sighting systems; and units in proximity mistaking each other for the enemy under limited visibility conditions.

		HAZARD PROBABILITY				
		Frequent	Probable	Occasional	Remote	Improbable
		A	B	C	D	E
E F F E C T	CATASTROPHIC	I	EXTREMELY HIGH			
	CRITICAL	II		HIGH		
	MARGINAL	III		MEDIUM		
	NEGLIGIBLE	IV			LOW	

<u>Effect</u>		
Catastrophic	Death or permanent total disability, system loss, major property damage.	
Critical	Permanent partial disability, temporary total disability in excess of 3 months, major system damage, significant property damage.	
Marginal	Minor injury, lost workday accident, compensable injury or illness, minor system damage, minor property damage.	
Negligible	First aid or minor supportive medical treatment, minor system impairment.	
<u>Probability</u>		
Frequent	Individual soldier/item.....	Occurs often in career/equipment service life.
	All soldiers exposed or item inventory	Continuously experienced.
Probable	Individual soldier/item.....	Occurs several times in career/equipment service life.
	All soldiers exposed or item inventory	Occurs frequently.
Occasional	Individual soldier/item.....	Occurs sometime in career/equipment service life.
	All soldiers exposed or item inventory	Occurs sporadically, or several times in inventory service life.
Remote	Individual soldier/item.....	Possible to occur in career/equipment service life.
	All soldiers exposed or item inventory	Remote chance of occurrence; expected to occur sometime in inventory service life.
Improbable	Individual soldier/item.....	Can assume will not occur in career/equipment service life.
	All soldiers exposed or item inventory	Possible, but improbable; occurs only very rarely.
<u>Risk Levels</u>		
Extremely High	Loss of ability to accomplish mission.	
High	Significantly degrades mission capabilities in terms of required mission standards.	
Medium	Degrades mission capabilities in terms of required mission.	
Low	Little or no impact on mission accomplishment.	

**Figure 1-2. Risk Assessment Matrix**

(4) **Inadequate Control Measures.** Units fail to disseminate the minimum maneuver and fire support control measures necessary to tie control measures to recognizable terrain or events.

(5) **Reporting Communication Failures.** Units at all levels face problems in generating timely, accurate, and complete reports as locations and tactical situations change.



(6) Weapons Error. Lapses in individual discipline lead to gunnery errors, accidental discharges, mistakes with explosives and hand grenades, and similar incidents.

(7) Battlefield Hazards. Unexploded ordnance, unmarked or unrecorded minefields, family of scatterable mines (FASCAM), and booby traps litter the battlefield. Failure to mark, remove, record or anticipate these hazards increases the risk of friendly casualties.

g. Fratricide results in unacceptable losses and increases the risk of mission failure. Fratricide undermines the unit's ability to survive and function. Units experiencing fratricide observe these consequences:

- (1) Loss of confidence in the unit leadership.
- (2) Increasing self-doubt among leaders.
- (3) Hesitation to use supporting combat systems.
- (4) Over supervision of units.
- (5) Hesitation to conduct night operations.
- (6) Loss of aggressiveness during fire and maneuver.
- (7) Loss of initiative.
- (8) Disrupted operations.
- (9) General degradation of cohesiveness, morale, and combat power.

**1-9. ENVIRONMENTAL PROTECTION.** Protection of natural resources is an ever increasing concern to the Army. It is the responsibility of all unit leaders to decrease, and if possible, eliminate damage to the environment when conducting training. Environmental risk management parallels safety risk management and is based on the same philosophy as safety risk management. Environmental risk management consists of the following steps:

a. Identify Hazards. Identify potential sources for environmental degradation during analysis of mission, enemy, terrain, troops, time available, and civilian considerations (METT-TC) factors. This requires identification of environmental hazards. An environmental hazard is a condition with the potential for polluting air, soil, or water and/or destroying cultural and historical artifacts.

b. Assess the Hazard. Analyze potential severity of environmental degradation using environmental risk assessment matrixes (Figure 1-3). Severity of environmental degradation is considered when determining the potential effect an operation will have on the environment. The risk impact value is defined as an indicator of the severity of environmental degradation. Quantify the risk to the environment resulting from the operation as extremely high, high, medium, or low, using the environmental risk assessment matrixes.

Environmental area					Rating:	
Unit operations	Risk Impact					
Movement of heavy vehicle/systems	5	4	3	2	1	0
Movement of personnel and light vehicles/systems	5	4	3	2	1	0
Assembly area activities	5	4	3	2	1	0
Field maintenance of equipment	5	4	3	2	1	0
Garrison maintenance of equipment	5	4	3	2	1	0

Environmental Risk Assessment Worksheet

	Movement of heavy vehicles/systems	Movement of personnel and light systems	Assembly area activities	Field maintenance of equipment	Garrison maintenance of equipment	Risk rating
Air pollution						
Archeological and historical sites						
Hazardous material/waste						
Noise pollution						
Threatened/endangered species						
Water pollution						
Wetland protection						
Overall rating						

Overall Environmental Risk Assessment Form

Category	Range	Environmental Damage	Decision Maker
Low	0-58	Little or none	Appropriate level
Medium	59-117	Minor	Appropriate level
High	118-149	Significant	Division Cdr
Extremely High	150-175	Severe	MACOM Cdr

Risk Categories

Figure 1-3. Environmental Risk Assessment Matrix

- c. **Make Environmental Risk Decisions.** Make decisions and develop measures to reduce high environmental risks.
- d. **Brief Chain of Command.** Brief chain of command (to include installation environmental office, if applicable) on proposed plans and pertinent high-risk environmental matrixes. Risk decisions are made at a level of command that corresponds to the degree of risk.
- e. **Implement Controls.** Implement environmental protection measures by integrating them into plans, orders, SOPs, training performance standards, and rehearsals.
- f. **Supervise.** Supervise and enforce environmental protection standards.
- g. **Environmental damage has many wide-ranging consequences.** The complete success of the tactical mission depends on your environmental awareness. Leaders and soldiers must be aware of the ramifications of their actions on the environment, which, in turn, reflects upon the overall mission. Prevention of spills and improper disposal of hazardous waste is everyone's responsibility. Know the proper procedures for preventing and reporting oil or fuel spills IAW local unit SOP.

**1-10. EVALUATION.** The T&EOs in Chapter 5 describe standards that must be met for each task.

- a. **Evaluations can be internal or external.** Internal evaluations are conducted at all levels. They must be inherent in all training. External evaluations are usually more formal and are normally conducted by a headquarters two levels above the unit being evaluated. (See Chapter 6, *External Evaluations*.)
- b. **A critical weakness in training is the failure to evaluate each task every time it is executed.** The ARTEP concept is based on simultaneous training and evaluation. Too often, leaders do not practice continuous evaluation. Often, soldiers or small units are trained to perform a task to standard; then later, when they execute that task as part of a training exercise, they execute it poorly or incorrectly and are not corrected. For this program to work, trainers and leaders must continually evaluate training as it is being executed.
- c. **Leaders should emphasize direct, on-the-spot evaluations.** Correcting poor performance during individual or small group training is easy to do. In higher-level exercises it is usually not feasible to do this with outside evaluators, but the opportunity for correction should not be overlooked. Plan AARs at frequent, logical intervals during the exercises (usually after the completion of a major subordinate task). This is a proven technique that allows you to correct performance shortcomings while they are still fresh in everyone's mind and prevents reinforcement of bad habits.

d. FM 25-101 provides detailed instructions for conducting an AAR and detailed guidance on coaching and critiquing during training.

**1-11. FEEDBACK.** Recommendations for improvement of this MTP are requested. Feedback will help to ensure that this MTP answers the training needs of units in the field and parallel requirements by training and combat developers. There is a questionnaire at the end of this MTP to make it easier to send recommendations and comments.

**Chapter 2**  
**Training Matrix**

**2-1. GENERAL.** The training matrix assists the commander in planning the training of his unit personnel. The mission identification table listed below (Figure 2-1) provides mission identification for the unit.

<b>Mission Identification Table</b>	
<b>Mission Title</b>	<b>Mission Number</b>
Deploy Unit to a New Theater of Operations	63-2-E0020
Relocate Unit to a New Operating Site	63-2-E0021
Establish Unit Area of Operations	63-2-E0022
Provide Field Maintenance and Recovery Support	63-2-E0024
Defend Assigned Area	63-2-E0025
Redeploy Unit to Home Station	63-2-E0026

**Figure 2-1. Mission Identification Table**

**2-2. TRAINING MATRIX: MISSION TO COLLECTIVE TASKS.** This matrix (Figure 2-2), identifies the mission and supporting collective tasks. The tasks, listed under the appropriate BOS, are indicated by an "X" in the matrix. The BOS used in this matrix are defined in TRADOC Pam 11-9. A specific mission is trained by identifying collective tasks in the vertical column for the mission. Based on the proficiency of the unit, training is focused on operational weaknesses.

ARTEP 43-388-30-MTP

Collective Tasks		63-2-E0020 DEPLOY UNIT TO A NEW THEATER OF OPERATIONS	63-2-E0021 RELOCATE UNIT TO A NEW OPERATING SITE	63-2-E0022 ESTABLISH UNIT AREA OF OPERATIONS	63-2-E0024 PROVIDE FIELD MAINTENANCE AND RECOVERY SUPPORT	63-2-E0025 DEFEND ASSIGNED AREA	63-2-E0026 REDEPLOY UNIT TO HOME STATION
<b>Maneuver</b>							
63-2-4002	PREPARE UNIT TO MOVE (DIGITIZED)	X	X				X
63-2-4003	CONDUCT TACTICAL ROAD MARCH (DIGITIZED)	X	X				X
63-2-4008	PERFORM ADVANCE/QUARTERIN G PARTY ACTIVITIES (DIGITIZED)	X	X	X			
63-2-8001	PERFORM DEPLOYMENT ALERT ACTIVITIES	X					
63-2-8002	PERFORM PERSONNEL AND ADMINISTRATIVE PREDEPLOYMENT ACTIVITIES	X					
63-2-8003	PERFORM PREDEPLOYMENT TRAINING ACTIVITIES	X					
63-2-8004	PERFORM PREDEPLOYMENT SUPPLY ACTIVITIES	X					
63-2-8005	PERFORM PREDEPLOYMENT MAINTENANCE ACTIVITIES	X					
63-2-8006	PREPARE VEHICLES AND EQUIPMENT FOR DEPLOYMENT	X					
63-2-8007	PREPARE UNIT FOR NONTACTICAL MOVE	X					X

Collective Tasks		63-2-E0020 DEPLOY UNIT TO A NEW THEATER OF OPERATIONS	63-2-E0021 RELOCATE UNIT TO A NEW OPERATING SITE	63-2-E0022 ESTABLISH UNIT AREA OF OPERATIONS	63-2-E0024 PROVIDE FIELD MAINTENANCE AND RECOVERY SUPPORT	63-2-E0025 DEFEND ASSIGNED AREA	63-2-E0026 REDEPLOY UNIT TO HOME STATION
63-2-8008	CONDUCT NONTACTICAL ROAD MARCH	X					X
63-2-8009	PERFORM SEA PORT OF EMBARKATION ACTIVITIES FOR DEPLOYMENT	X					
63-2-8010	PERFORM AERIAL PORT OF EMBARKATION ACTIVITIES FOR DEPLOYMENT	X					
63-2-8011	PERFORM AERIAL PORT OF DEBARKATION ACTIVITIES FOR DEPLOYMENT	X					
63-2-8012	PERFORM SEA PORT OF DEBARKATION ACTIVITIES FOR DEPLOYMENT	X					
63-2-8013	PREPARE EQUIPMENT RECEPTION TEAM FOR TACTICAL ROAD MARCH	X					
63-2-8014	PERFORM REDEPLOYMENT PERSONNEL AND ADMINISTRATIVE ACTIONS						X
63-2-8015	PERFORM REDEPLOYMENT TRAINING ACTIVITIES						X
63-2-8016	PERFORM REDEPLOYMENT SUPPLY ACTIVITIES						X

ARTEP 43-388-30-MTP

Collective Tasks		63-2-E0020 DEPLOY UNIT TO A NEW THEATER OF OPERATIONS	63-2-E0021 RELOCATE UNIT TO A NEW OPERATING SITE	63-2-E0022 ESTABLISH UNIT AREA OF OPERATIONS	63-2-E0024 PROVIDE FIELD MAINTENANCE AND RECOVERY SUPPORT	63-2-E0025 DEFEND ASSIGNED AREA	63-2-E0026 REDEPLOY UNIT TO HOME STATION
63-2-8017	PERFORM REDEPLOYMENT MAINTENANCE ACTIVITIES						X
63-2-8018	PREPARE VEHICLES AND EQUIPMENT FOR REDEPLOYMENT						X
63-2-8019	PERFORM SEA PORT OF EMBARKATION ACTIVITIES FOR REDEPLOYMENT						X
63-2-8020	PERFORM AERIAL PORT OF EMBARKATION ACTIVITIES FOR REDEPLOYMENT						X
63-2-8021	PERFORM AERIAL PORT OF DEBARKATION ACTIVITIES FOR REDEPLOYMENT						X
63-2-8022	PERFORM HOME STATION ACTIVITIES						X
63-2-8023	PERFORM SEA PORT OF DEBARKATION ACTIVITIES FOR REDEPLOYMENT						X
63-2-8024	PERFORM DEMOBILIZATION STATION ACTIVITIES						X
63-2-8025	CONDUCT INTEGRATION ACTIVITIES	X					
63-2-8026	CONDUCT STAGING ACTIVITIES	X					



Collective Tasks		63-2-E0020 DEPLOY UNIT TO A NEW THEATER OF OPERATIONS	63-2-E0021 RELOCATE UNIT TO A NEW OPERATING SITE	63-2-E0022 ESTABLISH UNIT AREA OF OPERATIONS	63-2-E0024 PROVIDE FIELD MAINTENANCE AND RECOVERY SUPPORT	63-2-E0025 DEFEND ASSIGNED AREA	63-2-E0026 REDEPLOY UNIT TO HOME STATION
<b>Fire Support</b>							
63-2-4308	TAKE ACTIVE AIR DEFENSE MEASURES AGAINST HOSTILE AIRCRAFT (DIGITIZED)		X		X	X	
<b>Mobility and Survivability</b>							
63-2-4005	CROSS A RADIOLOGICALLY CONTAMINATED AREA (DIGITIZED)		X				
63-2-4006	DEFEND CONVOY ELEMENTS (DIGITIZED)	X	X				
63-2-4011	SET UP UNIT DEFENSE (DIGITIZED)	X		X			
63-2-4013	PREPARE UNIT FOR NUCLEAR, BIOLOGICAL, AND CHEMICAL CONDITIONS (DIGITIZED)	X		X			
63-2-4016	EMPLOY OPERATIONS SECURITY MEASURES (DIGITIZED)	X	X	X	X	X	X
63-2-4018	PERFORM OPERATIONAL DECONTAMINATION (DIGITIZED)		X		X		
63-2-4019	PERFORM THOROUGH DECONTAMINATION (DIGITIZED)		X		X		
63-2-4020	RESPOND TO THE INITIAL EFFECTS OF A NUCLEAR ATTACK (DIGITIZED)				X		

ARTEP 43-388-30-MTP

Collective Tasks	63-2-E0020 DEPLOY UNIT TO A NEW THEATER OF OPERATIONS	63-2-E0021 RELOCATE UNIT TO A NEW OPERATING SITE	63-2-E0022 ESTABLISH UNIT AREA OF OPERATIONS	63-2-E0024 PROVIDE FIELD MAINTENANCE AND RECOVERY SUPPORT	63-2-E0025 DEFEND ASSIGNED AREA	63-2-E0026 REDEPLOY UNIT TO HOME STATION
63-2-4021 DEFEND AGAINST A LEVEL I ATTACK (DIGITIZED)				X		
63-2-4022 PREPARE UNIT FOR LEVEL II/III THREAT (DIGITIZED)					X	
63-2-4023 CONDUCT HASTY DISPLACEMENT (DIGITIZED)					X	
63-2-4024 DEFEND UNIT AREA (DIGITIZED)					X	
63-2-4025 PERFORM WITHDRAWAL UNDER FIRE (DIGITIZED)					X	
63-2-4026 REORGANIZE UNIT DEFENSE (DIGITIZED)					X	
63-2-4027 EXECUTE BATTLE HANDOVER (DIGITIZED)					X	
63-2-4202 PREPARE UNIT FOR A CHEMICAL ATTACK (DIGITIZED)				X		
63-2-4207 PERFORM RADIOLOGICAL DECONTAMINATION (DIGITIZED)				X		
63-2-4226 CROSS A CHEMICALLY CONTAMINATED AREA (DIGITIZED)		X				
63-2-4306 EMPLOY PHYSICAL SECURITY MEASURES (DIGITIZED)	X	X	X	X	X	X

Collective Tasks		63-2-E0020 DEPLOY UNIT TO A NEW THEATER OF OPERATIONS	63-2-E0021 RELOCATE UNIT TO A NEW OPERATING SITE	63-2-E0022 ESTABLISH UNIT AREA OF OPERATIONS	63-2-E0024 PROVIDE FIELD MAINTENANCE AND RECOVERY SUPPORT	63-2-E0025 DEFEND ASSIGNED AREA	63-2-E0026 REDEPLOY UNIT TO HOME STATION
63-2-4307	USE PASSIVE AIR DEFENSE MEASURES (DIGITIZED)		X	X	X	X	
63-2-4327	PREPARE FOR A FRIENDLY NUCLEAR STRIKE (DIGITIZED)				X		
63-2-4328	RESPOND TO THE RESIDUAL EFFECTS OF A NUCLEAR ATTACK (DIGITIZED)				X		
63-2-4334	RESPOND TO A CHEMICAL ATTACK (DIGITIZED)		X		X		
63-2-4518	SET UP UNIT HEADQUARTERS AND BIVOUAC AREAS (DIGITIZED)			X			
63-2-4542	SET UP BATTALION MAINTENANCE PLATOON HEADQUARTERS AND SECTIONS (DIGITIZED)			X			
63-2-4543	SET UP DIRECT SUPPORT MAINTENANCE PLATOON HEADQUARTERS AND SECTIONS (DIGITIZED)			X			
<b>Combat Service Support</b>							
63-2-4015	PROVIDE PERSONNEL AND ADMINISTRATIVE SUPPORT (DIGITIZED)		X	X	X		

ARTEP 43-388-30-MTP

Collective Tasks		63-2-E0020 DEPLOY UNIT TO A NEW THEATER OF OPERATIONS	63-2-E0021 RELOCATE UNIT TO A NEW OPERATING SITE	63-2-E0022 ESTABLISH UNIT AREA OF OPERATIONS	63-2-E0024 PROVIDE FIELD MAINTENANCE AND RECOVERY SUPPORT	63-2-E0025 DEFEND ASSIGNED AREA	63-2-E0026 REDEPLOY UNIT TO HOME STATION
63-2-4028	PERFORM AREA DAMAGE CONTROL FUNCTIONS (DIGITIZED)					X	
63-2-4053	PERFORM REPAIR TEAM FUNCTIONS (DIGITIZED)				X		
63-2-4071	PERFORM RECOVERY OPERATIONS (DIGITIZED)				X		
63-2-4073	PROVIDE ALLIED TRADES AND LIFT SERVICES (DIGITIZED)				X		
63-2-4303	COMBAT BATTLEFIELD STRESS (DIGITIZED)	X	X	X	X	X	X
63-2-4304	PROCESS ENEMY PRISONERS OF WAR (DIGITIZED)	X	X	X	X	X	
63-2-4305	PROCESS CAPTURED DOCUMENTS AND EQUIPMENT (DIGITIZED)	X	X	X	X	X	
63-2-4315	PERFORM FIELD SANITATION FUNCTIONS (DIGITIZED)		X	X	X		
63-2-4316	TRANSPORT CASUALTIES (DIGITIZED)	X	X	X	X	X	
63-2-4326	PERFORM RISK MANAGEMENT PROCEDURES (DIGITIZED)	X	X	X	X	X	X

Collective Tasks	63-2-E0020 DEPLOY UNIT TO A NEW THEATER OF OPERATIONS	63-2-E0021 RELOCATE UNIT TO A NEW OPERATING SITE	63-2-E0022 ESTABLISH UNIT AREA OF OPERATIONS	63-2-E0024 PROVIDE FIELD MAINTENANCE AND RECOVERY SUPPORT	63-2-E0025 DEFEND ASSIGNED AREA	63-2-E0026 REDEPLOY UNIT TO HOME STATION
63-2-4506 PERFORM MAINTENANCE CONTROL FUNCTIONS (DIGITIZED)				X		
63-2-4513 PERFORM UNIT MORTUARY AFFAIRS OPERATIONS (DIGITIZED)	X	X	X	X	X	
63-2-4514 RECEIVE RESUPPLY BY AIRDROP (DIGITIZED)				X		
63-2-4515 PROVIDE UNIT SUPPLY SUPPORT (DIGITIZED)		X	X	X		
63-2-4516 RECEIVE EXTERNAL SLING LOAD RESUPPLY (DIGITIZED)				X		
63-2-4517 TREAT CASUALTIES (DIGITIZED)	X	X	X	X	X	
63-2-4522 DESTROY SUPPLIES AND EQUIPMENT (DIGITIZED)				X	X	
63-2-4544 SUPERVISE BATTALION MAINTENANCE PLATOON OPERATIONS (DIGITIZED)				X		
63-2-4545 SUPERVISE DIRECT SUPPORT MAINTENANCE PLATOON OPERATIONS (DIGITIZED)				X		
63-2-4555 CONDUCT DS MAINTENANCE OPERATIONS (DIGITIZED)				X		

ARTEP 43-388-30-MTP

Collective Tasks	63-2-E0020 DEPLOY UNIT TO A NEW THEATER OF OPERATIONS	63-2-E0021 RELOCATE UNIT TO A NEW OPERATING SITE	63-2-E0022 ESTABLISH UNIT AREA OF OPERATIONS	63-2-E0024 PROVIDE FIELD MAINTENANCE AND RECOVERY SUPPORT	63-2-E0025 DEFEND ASSIGNED AREA	63-2-E0026 REDEPLOY UNIT TO HOME STATION
63-2-4564 CONDUCT UNIT-LEVEL MAINTENANCE OPERATIONS (DIGITIZED)				X		
<b>Command and Control</b>						
63-2-4001 PLAN UNIT MOVE (DIGITIZED)		X				
63-2-4007 PLAN OCCUPATION OF NEW AREA OF OPERATIONS (DIGITIZED)	X		X			
63-2-4009 OCCUPY NEW OPERATING SITE (DIGITIZED)	X		X			
63-2-4010 PLAN UNIT DEFENSE (DIGITIZED)	X		X		X	
63-2-4014 PLAN AREA DAMAGE CONTROL OPERATIONS (DIGITIZED)	X		X			
63-2-4017 MAINTAIN COMMUNICATIONS (DIGITIZED)	X	X	X	X	X	X
63-2-4040 ESTABLISH COMMUNICATIONS (DIGITIZED)	X	X	X			
63-2-8027 PLAN UNIT MOBILIZATION IN A PEACETIME ENVIRONMENT	X					
63-2-8028 PLAN UNIT DEPLOYMENT ACTIVITIES UPON RECEIPT OF A WARNING ORDER	X					

Collective Tasks	63-2-E0020 DEPLOY UNIT TO A NEW THEATER OF OPERATIONS	63-2-E0021 RELOCATE UNIT TO A NEW OPERATING SITE	63-2-E0022 ESTABLISH UNIT AREA OF OPERATIONS	63-2-E0024 PROVIDE FIELD MAINTENANCE AND RECOVERY SUPPORT	63-2-E0025 DEFEND ASSIGNED AREA	63-2-E0026 REDEPLOY UNIT TO HOME STATION
63-2-8029 PLAN UNIT REDEPLOYMENT						X

**Figure 2-2. Training Matrix: Mission To Collective Tasks**

## Chapter 3

### Mission Outline

**3-1. GENERAL.** The mission outline illustrates the relationship between the missions and their supporting tasks.

**3-2. MISSION OUTLINE.** Since unit training is mission-oriented, the mission outline shows how task training contributes to the ability of this unit to perform its missions. The mission outline, Figure 3-1, provides the commander with a visual outline of his unit's missions in a format that facilitates the planning and management of training.

#### GROUND MAINTENANCE COMPANY MISSION OUTLINE

##### FTX PROVIDE GROUND MAINTENANCE SUPPORT

<b>STX 63-2-E0020 -- Deploy Unit to a New Theater of Operations</b>	
Prepare Unit to Move (Digitized)	63-3-4002
Conduct Tactical Road March (Digitized)	63-2-4003
Defend Convoy Elements (Digitized)	63-2-4006
Plan Occupation of New Area of Operations (Digitized)	63-2-4007
Perform Advance/Quartering Party Activities (Digitized)	63-2-4008
Occupy New Operating Site (Digitized)	63-2-4009
Set Up Unit Defense (Digitized)	63-2-4011
Plan Unit Defense (Digitized)	63-2-4010
Prepare Unit for Nuclear, Biological, and Chemical Conditions (Digitized)	63-2-4013
Plan Area Damage Control Operations (Digitized)	63-2-4014
Employ Operations Security Measures (Digitized)	63-2-4016
Maintain Communications (Digitized)	63-2-4017
Establish Communications (Digitized)	63-2-4040
Combat Battlefield Stress (Digitized)	63-2-4303
Process Enemy Prisoners of War (Digitized)	63-2-4304
Process Captured Documents and Equipment (Digitized)	63-2-4305
Employ Physical Security Measures (Digitized)	63-2-4306
Transport Casualties (Digitized)	63-2-4316
Perform Risk Management Procedures (Digitized)	63-2-4326



**FTX**  
**PROVIDE GROUND MAINTENANCE SUPPORT**

<b>STX 63-2-E0020 -- Deploy Unit to a New Theater of Operations (continued)</b>	
Perform Unit Mortuary Affairs Operations (Digitized)	63-2-4513
Treat Casualties (Digitized)	63-2-4517
Perform Deployment Alert Activities	63-2-8001
Perform Personnel and Administrative Predeployment Activities	63-2-8002
Perform Predeployment Training Activities	63-2-8003
Perform Predeployment Supply Activities	63-2-8004
Perform Predeployment Maintenance Activities	63-2-8005
Prepare Vehicles and Equipment for Deployment	63-2-8006
Prepare Unit for Nontactical Move	63-2-8007
Conduct Nontactical Road March	63-2-8008
Perform Sea Port of Embarkation Activities for Deployment	63-2-8009
Perform Aerial Port of Embarkation Activities for Deployment	63-2-8010
Perform Aerial Port of Debarkation Activities for Deployment	63-2-8011
Perform Sea Port of Debarkation Activities for Deployment	63-2-8012
Prepare Equipment Reception Team for Tactical Road March	63-2-8013
Conduct Integration Activities	63-2-8025
Conduct Staging Activities	63-2-8026
Plan Unit Mobilization In a Peacetime Environment	63-2-8027
Plan Unit Deployment Upon Receipt of a Warning Order	63-2-8028

**Figure 3-1. Mission Outline for the Ground Maintenance Company**

**FTX**  
**PROVIDE GROUND MAINTENANCE SUPPORT**

<b>STX 63-2-E0021 -- Relocate Unit to a New Operating Site</b>	
Plan Unit Move (Digitized)	63-2-4001
Prepare Unit to Move (Digitized)	63-2-4002
Conduct Tactical Road March (Digitized)	63-2-4003
Cross a Radiologically Contaminated Area (Digitized)	63-2-4005
Defend Convoy Elements (Digitized)	63-2-4006
Provide Personnel and Administrative Support (Digitized)	63-2-4015
Employ Operations Security Measures (Digitized)	63-2-4016
Maintain Communications (Digitized)	63-2-4017
Perform Operational Decontamination (Digitized)	63-2-4018
Perform Thorough Decontamination (Digitized)	63-2-4019
Establish Communications (Digitized)	63-2-4040
Cross a Chemically Contaminated Area (Digitized)	63-2-4226
Combat Battlefield Stress (Digitized)	63-2-4303
Process Enemy Prisoners of War (Digitized)	63-2-4304
Process Captured Documents and Equipment (Digitized)	63-2-4305
Employ Physical Security Measures (Digitized)	63-2-4306
Use Passive Air Defense Measures (Digitized)	63-2-4307
Take Active Air Defense Measures Against Hostile Aircraft (Digitized)	63-2-4308
Perform Field Sanitation Functions (Digitized)	63-2-4315
Transport Casualties (Digitized)	63-2-4316
Perform Risk Management Procedures (Digitized)	63-2-4326
Respond to a Chemical Attack (Digitized)	63-2-4334
Perform Mortuary Affairs Operations (Digitized)	63-2-4513
Provide Unit Supply Support (Digitized)	63-2-4515
Treat Casualties (Digitized)	63-2-4517

**Figure 3-1. Mission Outline for the Ground Maintenance Company  
(continued)**

**FTX**  
**PROVIDE GROUND MAINTENANCE SUPPORT**

<b>STX 63-2-E0022 -- Establish Unit Area of Operations</b>	
Plan Occupation of New Area of Operations (Digitized)	63-2-4007
Perform Advance/Quartering Party Activities (Digitized)	63-2-4008
Occupy New Operating Site (Digitized)	63-2-4009
Plan Unit Defense (Digitized)	63-2-4010
Set Up Unit Defense (Digitized)	63-2-4011
Prepare Unit for Nuclear, Biological, and Chemical Conditions (Digitized)	63-2-4013
Plan Area Damage Control Operations (Digitized)	63-2-4014
Provide Personnel and Administrative Support (Digitized)	63-2-4015
Employ Operations Security Measures (Digitized)	63-2-4016
Maintain Communications (Digitized)	63-2-4017
Establish Communications (Digitized)	63-2-4040
Combat Battlefield Stress (Digitized)	63-2-4303
Process Enemy Prisoners of War (Digitized)	63-2-4304
Process Captured Documents and Equipment (Digitized)	63-2-4305
Employ Physical Security Measures (Digitized)	63-2-4306
Use Passive Air Defense Measures (Digitized)	63-2-4307
Perform Field Sanitation Functions (Digitized)	63-2-4315
Transport Casualties (Digitized)	63-2-4316
Perform Risk Management Procedures (Digitized)	63-2-4326
Perform Unit Mortuary Affairs Operations (Digitized)	63-2-4513
Provide Unit Supply Support (Digitized)	63-2-4515
Treat Casualties (Digitized)	63-2-4517
Set Up Unit Headquarters and Bivouac Areas (Digitized)	63-2-4518
Setup Battalion Maintenance Platoon Headquarters and Sections (Digitized)	63-2-4542
Set Up Direct Support Maintenance Platoon Headquarters and Sections (Digitized)	63-2-4543

**Figure 3-1. Mission Outline for the Ground Maintenance Company  
(continued)**

**FTX**  
**PROVIDE GROUND MAINTENANCE SUPPORT**

<b>STX 63-2-E0024 -- Provide Field Maintenance and Recovery Support</b>	
Provide Personnel and Administrative Support (Digitized)	63-2-4015
Employ Operations Security Measures (Digitized)	63-2-4016
Maintain Communications (Digitized)	63-2-4017
Perform Operational Decontamination (Digitized)	63-2-4018
Perform Thorough Decontamination (Digitized)	63-2-4019
Respond to the Initial Effects of a Nuclear Attack (Digitized)	63-2-4020
Defend Against a Level I Attack (Digitized)	63-2-4021
Perform Repair Team Functions (Digitized)	63-2-4053
Perform Recovery Operations (Digitized)	63-2-4071
Provide Allied Trades and Lift Services (Digitized)	63-2-4073
Prepare Unit for a Chemical Attack (Digitized)	63-2-4202
Perform Radiological Decontamination (Digitized)	63-2-4207
Combat Battlefield Stress (Digitized)	63-2-4303
Process Enemy Prisoners of War (Digitized)	63-2-4304
Process Captured Documents and Equipment (Digitized)	63-2-4305
Employ Physical Security Measures (Digitized)	63-2-4306
Use Passive Air Defense Measures (Digitized)	63-2-4307
Take Active Air Defense Measures Against Hostile Aircraft (Digitized)	63-2-4308
Perform Field Sanitation Functions (Digitized)	63-2-4315
Transport Casualties (Digitized)	63-2-4316
Perform Risk Management Procedures (Digitized)	63-2-4326
Prepare for a Friendly Nuclear Strike (Digitized)	63-2-4327
Respond to the Residual Effects of a Nuclear Attack (Digitized)	63-2-4328
Respond to a Chemical Attack (Digitized)	63-2-4334
Perform Maintenance Control Functions (Digitized)	63-2-4506
Perform Unit Mortuary Affairs Operations (Digitized)	63-2-4513
Receive Resupply By Airdrop (Digitized)	63-2-4514
Provide Unit Supply Support (Digitized)	63-2-4515
Receive External Sling Load Resupply (Digitized)	63-2-4516
Treat Casualties (Digitized)	63-2-4517
Set Up Unit Headquarters and Bivouac Areas (Digitized)	63-2-4518

**Figure 3-1. Mission Outline for the Ground Maintenance Company  
(continued)**

**FTX**  
**PROVIDE GROUND MAINTNENACE SUPPORT**

<b>STX 63-2-E0024 -- Provide Field Maintenance and Recovery Support (continued)</b>	
Destroy Supplies and Equipment (Digitized)	63-2-4522
Supervise Battalion Maintenance Platoon Operations (Digitized)	63-2-4544
Supervise Direct Support Maintenance Platoon Operations (Digitized)	63-2-4545
Conduct Ds Maintenance Operations (Digitized)	63-2-4555
Conduct Unit-Level Maintenance Operations (Digitized)	63-2-4564

<b>STX 63-2-E0025 -- Defend Assigned Area</b>	
Plan Unit Defense (Digitized)	63-2-4010
Employ Operational Security Measures (Digitized)	63-2-4016
Maintain Communications (Digitized)	63-2-4017
Prepare Unit for Level II/III Threat (Digitized)	63-2-4022
Conduct Hasty Displacement (Digitized)	63-2-4023
Defend Unit Area (Digitized)	63-2-4024
Perform Withdrawal Under Fire (Digitized)	63-2-4025
Reorganize Unit Defense (Digitized)	63-2-4026
Execute Battle Handover (Digitized)	63-2-4027
Perform Area Damage Control Functions (Digitized)	63-2-4028
Combat Battlefield Stress (Digitized)	63-2-4303
Process Enemy Prisoners of War (Digitized)	63-2-4304
Process Captured Documents and Equipment (Digitized)	63-2-4305
Employ Physical Security Measures (Digitized)	63-2-4306
Use Passive Air Defense Measures (Digitized)	63-2-4307
Take Active Air Defense Measures Against Hostile Aircraft (Digitized)	63-2-4308
Transport Casualties (Digitized)	63-2-4316
Perform Risk Management Procedures (Digitized)	63-2-4326
Perform Unit Mortuary Affairs Operations (Digitized)	63-2-4513
Treat Casualties (Digitized)	63-2-4517
Destroy Supplies and Equipment (Digitized)	63-2-4522

**Figure 3-1. Mission Outline for the Ground Maintenance Company  
(continued)**

**FTX**  
**PROVIDE GROUND MAINTENANCE SUPPORT**

<b>STX 63-2-E0026 -- Redeploy Unit to Home Station</b>	
Prepare Unit to Move (Digitized)	63-2-4002
Conduct Tactical Road March (Digitized)	63-2-4003
Employ Operations Security Measures (Digitized)	63-2-4016
Maintain Communications (Digitized)	63-2-4017
Combat Battlefield Stress (Digitized)	63-2-4303
Employ Physical Security Measures (Digitized)	63-2-4306
Perform Risk Management Procedures (Digitized)	63-2-4326
Prepare Unit for Nontactical Move	63-2-8007
Conduct Nontactical Road March	63-2-8008
Perform Redeployment Personnel and Administrative Actions	63-2-8014
Perform Redeployment Training Activities	63-2-8015
Perform Redeployment Supply Activities	63-2-8016
Perform Redeployment Maintenance Activities	63-2-8017
Prepare Vehicles and Equipment for Redeployment	63-2-8018
Perform Sea Port of Embarkation Activities for Redeployment	63-2-8019
Perform Aerial Port of Embarkation Activities for Redeployment	63-2-8020
Perform Aerial Port of Debarkation Activities for Redeployment	63-2-8021
Perform Home Station Activities	63-2-8022
Perform Sea Port of Debarkation Activities for Redeployment	63-2-8023
Perform Demobilization Station Activities	63-2-8024
Plan Unit Redeployment	63-2-8029

**Figure 3-1. Mission Outline for the Ground Maintenance Company  
(continued)**

Chapter 4

Training Exercises

4-1. GENERAL. Training exercises are used to train personnel in the performance of collective tasks. This MTP has two types of exercises: FTX and STX. These exercises assist unit leaders in developing, sustaining, and evaluating the unit’s mission proficiency. This MTP has one FTX and six STXs (see Table 4-1).

Table 4-1. List of Exercises		
Mission Number	Title	Page
FTX	Provide Ground Maintenance Support	4-3
63-2-E0020	Deploy Unit to a New Theater of Operations	4-17
63-2-E0021	Relocate Unit to a New Operating Site	4-25
63-2-E0022	Establish Unit Area of Operations	4-32
63-2-E0024	Provide Field Maintenance and Recovery Support	4-39
63-2-E0025	Defend Assigned Area	4-47
63-2-E0026	Redeploy Unit to Home Station	4-54

4-2. FIELD TRAINING EXERCISE. The FTX is designed to provide a training method for the unit to train its personnel to perform its overall critical wartime mission. This FTX provides a logical sequence for the performance of tasks previously trained in the STXs.

4-3. SITUATIONAL TRAINING EXERCISE. The STX is a short, scenario-driven, mission-oriented tactical exercise used to train a group of closely related and collective tasks. The unit commander may modify the STX based on local METT-TC and available personnel and equipment. The STX provides the information for training personnel to perform the missions that make up the overall critical wartime mission. The STX performs the following functions:

- a. Provides repetitive training on the missions.
- b. Allows the unit commander to focus training on identified weaknesses.
- c. Allows the unit to practice each supporting mission before the critical wartime mission.
- d. Saves time by providing a majority of information needed to develop a method for training.

**4-4. SAFETY.** During any training exercise, soldiers and leaders must be safety conscious. Evaluators and trainers have the responsibility to ensure all training is conducted within established safety constraints. Prior to each exercise, all personnel will be briefed on specific safety measures to be taken during execution.

**4-5. VISUALIZATION.**

a. Battle command is the art of battle decision making and leading. It includes controlling operations and motivating soldiers and their organizations into action to accomplish missions. Armed with the knowledge of the current state and the desired end state, commanders visualize those actions necessary to achieve the desired future state and then translate that visualization into action. Battle command includes the following:

- Assigning missions.
- Prioritizing and allocating resources.
- Selecting the critical time and place to act.
- Knowing how and when to make adjustments during the fight.

b. Battlefield visualization is the mental process that supports the commander's decision making process and his ability to anticipate support requirements. Using a vision of proposed support of combat operations allows the commander to know when, and if a decision should be made. It is a continuous process that commences with the receipt of a warning order and continues through the end of an operation.

c. Digital information systems have the capability of providing a clearer picture to the commander. Digital systems enhance the commander's ability to understand the current state of friendly and enemy forces. This extends beyond the knowledge of their physical location and includes environmental, readiness, and human considerations. It includes the ability to see and understand the dynamic relationship between supporter and supported as the commander leads his subordinate elements through the sequence of events.

d. The available digital information systems enhance the commander's situational awareness by providing him with an unprecedented level of friendly and enemy information. Commanders must recognize that the common, relevant picture that is produced by a myriad of information systems represent both known and estimated information, and is possibly flawed by human input. The commander must tailor this information with his judgment, intuition, and experience.



**GROUND MAINTENANCE COMPANY, AVIATION SUPPORT BATTALION  
FIELD TRAINING EXERCISE  
PROVIDE GROUND MAINTENANCE SUPPORT**

**1. Objective.** This FTX is designed to provide the Ground Maintenance Company (GMC) training in its critical wartime mission: Provide Ground Maintenance Support. This company must become proficient in deploying to a new theater of operation, relocating to a new operating site, establishing areas of operation, providing field maintenance and recovery support, defending the assigned area, and redeploying to home station. This FTX is used for internal and external evaluation of the GMC.

**2. Interface.**

a. This FTX supports the Aviation Support Battalion (ASB) FTX - Support Aviation Brigade, Cavalry Squadron and Attached Elements.

b. Training the following company STXs supports this FTX:

(1) STX 63-2-E0020 Deploy Unit to a New Theater of Operations.

(2) STX 63-2-E0021 Relocate Unit to a New Operating Site.

(3) STX 63-2-E0022 Establish Unit Area of Operations.

(4) STX 63-2-E0024 Provide Field Maintenance and Recovery Support.

(5) STX 63-2-E0025 Defend Assigned Area.

(6) STX 63-2-E0026 Redeploy Unit to Home Station.

**3. Training Enhancers.**

a. The training matrices in Chapter 2 show the collective tasks that must be mastered in order to perform the Ground Maintenance Company missions. Training in the following areas will improve the Ground Maintenance Company's ability to perform its missions:

(1) Planning and controlling unit maintenance for all ASB non-air items and direct support (DS) maintenance for all Aviation Brigade, ASB and Cavalry Squadron non-air items, including track, turret, missile, automotive, communications-electronics, engineer, utility, power generation and small arms.

(2) Shop management, production control, and equipment readiness reporting using automated systems.

(3) Backup vehicle recovery support.

(4) On-site combat system oriented maintenance support for the Cavalry Squadron (Cavalry System Support Team).

(5) Consolidated unit maintenance for units organic to ASB.

b. The tasks from Chapter 5 are listed in Table 4-2. The GMC training cycle should be synchronized with that of supported ASB units and with that of the Division Cavalry Squadron. It is important that a habitual and closely coordinated annual training plan be developed and adhered to between supporting and supported units. This training may be conducted in garrison and the local training area (LTA) by the following methods:

(1) Classroom activities.

(2) Map exercise (MAPEX) combined with a sand table exercise.

(3) Training exercise without troops (TEWT).

(4) Communications Exercise (COMEX)/Situational Awareness Exercise to practice battle command information procedures and operations, as well as unit and DS maintenance support operations using FBCB2, analog communications, and logistics standard army management information systems (STAMIS). The unit should practice continuity of operations (COOP) techniques and procedures in order to develop manual procedures for use in the event of automation failure or disruption due to enemy action.

c. Establishing an aggressive spirit in leaders and units will further enhance training. An aggressive spirit can be fostered in a unit and its leaders by the following activities:

(1) An aggressive unit sports and physical fitness program.

(2) Leaders/individual confidence courses.

(3) Appropriate training films that have a positive, aggressive effect on the soldiers.

(4) Awareness of ASB, Aviation Brigade and Cavalry Squadron heritage.

d. Developing cohesiveness and trust between GMC, supported ASB units, and the Cavalry Squadron will also strengthen unit training.

e. This exercise begins with the receipt of a warning order and ends after restoration of the company to home station. AARs are conducted as shown in Table 4-2. This table includes a suggested scenario.

**Table 4-2. Ground Maintenance Company, Aviation Support Battalion  
FTX, Provide Ground Maintenance Support**

<u>EVENT</u>	<u>ACTION</u>	<u>ESTIMATED TIME</u>
1.	Receive warning order to deploy	10 min
2.	Initiate Recall Plan	30 min
3.	*Perform administrative and personnel predeployment activities	3 hrs
4.	*Inspect unit vehicles and equipment	2 hrs
5.	*Load vehicles and equipment	3 hrs
6.	AAR	1 hr
7.	Receive movement order	30 min
8.	Conduct nontactical road march	1 hr
9.	Arrive at APOE/SPOE	10 min
10.	Perform embarkation activities	2 hrs
11.	Arrive APOD/SPOD	30 min
12.	Perform debarkation activities	2 hrs
13.	Perform staging and marshaling activities	2 hrs
14.	AAR	1 hr
15.	Receive movement order	30 min
16.	Organize advance/quartering party	10 min
17.	Brief advance/quartering party	15 min
18.	Dispatch advance/quartering party	5 min
19.	Conduct advance/quartering party operations	4 hrs 20 min
20.	AAR	1 hr

**Table 4-2. Ground Maintenance Company, Aviation Support Battalion  
FTX, Provide Ground Maintenance Support (continued)**

<u>EVENT</u>	<u>ACTION</u>	<u>ESTIMATED TIME</u>	
21.	Relocate to a new area	3 hrs	45 min
22.	Cross SP		10 min
23.	Conduct road march		45 min
24.	Cross contaminated area		45 min
25.	Threat interdictions		40 min
26.	Continue convoy		45 min
27.	Cross RP		10 min
28.	AAR		30 min
29.	Establish unit area of operations	15 hrs	
30.	Organize unit defense	2 hrs	
31.	Set up unit headquarters and bivouac areas, battalion maintenance platoon HQ and sections, and DS maintenance platoon HQ and sections	5 hrs	
32.	*Perform personnel and administrative support	2 hrs	
33.	*Perform field sanitation activities	2 hrs	
34.	*Perform unit maintenance activities	2 hrs	
35.	*Perform internal supply activities	1 hr	
36.	AAR	1 hr	
37.	Provide ground maintenance support	18 hrs	
38.	*Conduct field maintenance operations	3 hrs	
39.	*Perform recovery support	2 hrs	
40.	AAR	1 hr	
41.	Defend assigned area	14 hrs	15 min
42.	Receive alert message of Level II/III threat		10 min
43.	Assemble reaction forces		30 min
44.	Respond to NBC attack		30 min
45.	Perform decontamination and monitoring operations	2 hrs	
46.	React to Level II/III threat		30 min
47.	Detect threat		15 min
48.	Engage threat		30 min
49.	Request indirect fire or CAS		15 min
50.	Conduct hasty displacement		30 min

**Table 4-2. Ground Maintenance Company, Aviation Support Battalion  
FTX, Provide Ground Maintenance Support (continued)**

<u>EVENT</u>	<u>ACTION</u>	<u>ESTIMATED TIME</u>
51.	Handover battle to TCF/MP	30 min
52.	Reorganize unit	1 hr
53.	Conduct ADC	2 hrs
54.	Treat wounded	1 hr
55.	Evacuate wounded	1 hr
56.	Perform unit mortuary affairs operations	2 hrs
57.	AAR	1 hr
58.	Receive warning order for redeployment	30 min
59.	Perform administrative, logistics and soldier readiness program (SRP) activities	1 hr
60.	Coordinate turn in of excess sustainment stocks	2 hrs
61.	Reconstitute, inspect, and load vehicles and unit equipment	3 hrs
62.	AAR	1 hr
63.	Receive movement order	10 min
64.	Conduct nontactical road march	1 hr
65.	Arrive APOE/SPOE	10 min
66.	Perform staging activities	1 hr
67.	Perform embarkation activities	1 hr
68.	AAR	1 hr
69.	Arrive APOD/SPOD	30 min
70.	Perform debarkation activities	1 hr
71.	Perform staging activities	30 min
72.	Receive movement order	30 min
73.	Conduct nontactical road march	1 hr
74.	Arrive home station	30 min
75.	Conduct home station activities	2 hrs
76.	AAR-Final	2 hrs

**Table 4-2. Ground Maintenance Company, Aviation Support Battalion  
FTX, Provide Ground Maintenance Support (continued)**

Total Time: 96 hrs

NOTE 1: Events will be performed to standard, not time limitation. The time required to train an event will vary based on METT-TC factors and the training proficiency of the unit.

NOTE 2: Additional time is required if large portions of the exercise are conducted at night, under limited visibility or under MOPP conditions.

NOTE 3: Time must be added to this exercise (sleeping time, eating time, and travel time to and from the training area).

\*Indicates time is not added to the total time because tasks are performed simultaneously with other tasks.

f. Figure 4-1 illustrates the general sequence of task performances in this exercise. This exercise may be conducted under several options.

- (1) Conditional options in support of:
  - (a) Offensive operations.
  - (b) Defensive operations.
  - (c) Retrograde operations.
  - (d) Day or night operations.
  - (e) Support and stability operations.

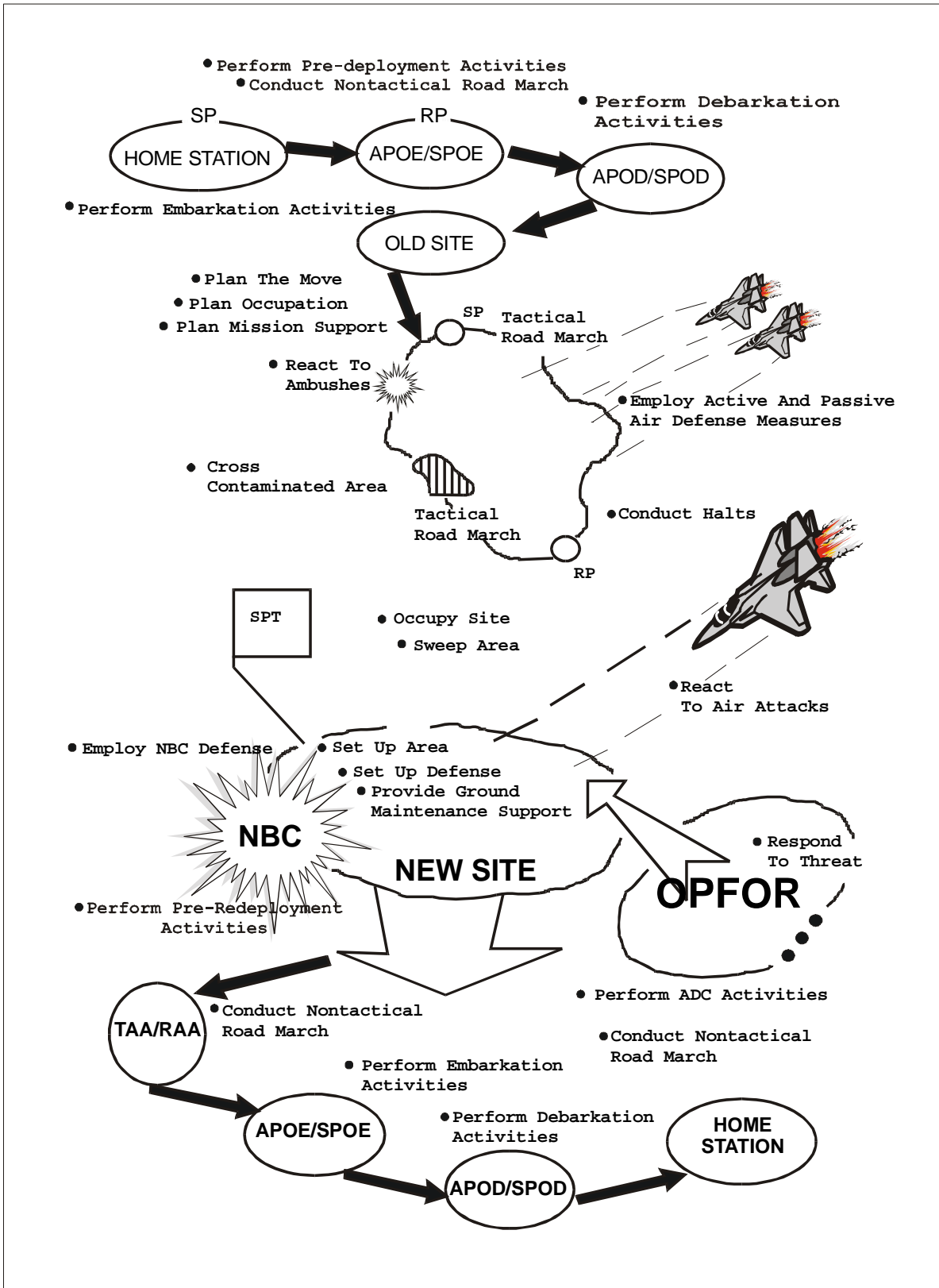


Figure 4-1. General Scenario Illustration

(2) Operational options:

(a) Conduct self-defense operations (relocate, establish areas of operation, and defend assigned area).

(b) Provide ground maintenance support (provide consolidated unit maintenance support to units organic to ASB and direct support maintenance for all Aviation Brigade, ASB and Division Cavalry non-air items).

(c) Conduct force projection operations (deploy and redeploy equipment and personnel).

**4. General Situation.**

a. The GMC is organized as part of the ASB. The company commander is charged with the strategic deployment, relocation, and establishment of the unit in a new area; unit maintenance support operations for itself and other ASB subordinate units; field maintenance and recovery support for all Aviation Brigade, ASB and Cavalry Squadron non-air items; defense of assigned area; and strategic redeployment of the unit to home station. The Division Aviation Brigade has been alerted for strategic deployment to a potentially hostile country. The GMC must deploy to provide ground maintenance support to the Aviation Brigade, ASB and the Division Cavalry Squadron during all phases of contingency operations. GMC personnel will deploy by air. Equipment will deploy by sea and air. OPFOR is capable of inflicting Levels I, II, and III attacks and employing weapons of mass destruction at sea and aerial ports of debarkation, staging and marshaling areas, and along main supply routes. GMC is prepared for OPFOR activity during reception, staging, onward movement and integration (RSO&I) operations; establishment of the unit areas of operation; and during field maintenance support operations. Headquarters, ASB will provide guidance to the GMC when a Level II/III threat is anticipated. Upon notification of a Level II/III attack, the GMC will cease ground maintenance support operations and participate in defense of the unit area until battle hand over to military police units or a tactical combat force (TCF) is accomplished.

b. This exercise is conducted under all environmental conditions, both day and night. The unit will operate under threat of enemy assault by weapons of mass destruction, ground or air attack, indirect conventional fires, and electronic warfare.

c. This exercise is also conducted under threat of Level I, II, or III attacks.

d. The unit should be prepared to relocate at least every 48 hours.



e. The unit should be prepared to move by echelons while continuing to provide support.

**5. Special Situation.** The commander has issued the following warning order:

"The GMC has been designated for overseas deployment into a potentially hostile area. The GMC will deploy overseas with the ASB NLT ----- to vicinity -----, coordinates -----, and commence ground maintenance support operations in support of Aviation Brigade, ASB subordinate units and the Division Cavalry Squadron. Begin your planning process for deploying the GMC, relocating the unit, establishing a new unit area of operations, providing field maintenance and recovery support, and defending the assigned area. This exercise will begin with receipt of this warning order and ends on notification from me."

**6. Support Requirements.**

a. **Minimum Trainers/Evaluators.** The commander, who will be the trainer and also the primary evaluator, will conduct this exercise. If possible, an evaluator should be with each platoon and section. At least one other evaluator is required with the OPFOR. Evaluators may be selected from Headquarters, ASB, Headquarters, Aviation Brigade or other Division Support Command (DISCOM) maintenance units.

b. **Vehicles/Communications.** FFCB2 and radios equipment are needed for controllers/evaluators and the primary trainer. Radios and digital means of communication are required for OPFOR vehicles during operations. Each controller/evaluator reports directly to the primary trainer.

c. **Opposing Force.** An OPFOR platoon (+) and one aircraft are required for the exercise for Level II/III threat activities. The OPFOR should be well trained in patrolling, assault, and guerrilla tactics. The OPFOR should have specific missions in the unit area.

d. **Maneuver Area.** Depending upon the LTA, it is desirable to have a training area with minimum dimensions of 1.5 by 1.5 kilometers. A road network is required that allows a road march of at least 10 kilometers.

e. **Master Incident List (MIL).** During the FTX, items should be continually fed into proper channels. Input from the Aviation Brigade staff, ASB staff, Division Cavalry Squadron, and OPFOR cause responses from the unit. A major purpose of this FTX is to drive unit and subordinate elements to a simulated combat level of support requirements. The appropriate battlefield functional area control system (BFACS) should serve as the primary vehicle to input items from the MIL.

f. Using Units. In order to perform certain phases of this exercise, elements of the Aviation Brigade, Cavalry Squadron, and other habitually supported units must participate.

g. Consolidated Support Requirements. Table 4-3 shows the support needed to successfully complete this FTX.

**Table 4-3. Consolidated support requirements this FTX,  
Provide Ground Maintenance Support**

<u>AMMUNITION</u>	<u>QUANTITY</u>
5.56 mm SAW (Blank)	300 rds/wpn
5.56 mm SAW (Blank)	600 rds/wpn OPFOR
5.56 mm (Blank)	150 rds/wpn
5.56 mm (Blank)	300 rds/wpn OPFOR
40 mm (Blank)	300 rds/wpn
.50 Cal (Blank)	400 rounds/wpn
9 mm (Blank)	30 rounds/wpn
Blank adapter	1 set/wpn
<b>MILES</b>	1 set/wpn
Smoke grenades	4 per OPFOR
Smoke grenades	4 ea per platoon/section
Simulators, booby trap	4 per unit
Claymore Mine (tng)	4-6 per unit
Simulators, hand grenades	4 per OPFOR
<b>ATWESS</b>	1 per LAW
Claymore Mine (tng)	2 per OPFOR
Simulators, arty	2 per trainer/evaluator
Simulators, arty	2 ea OPFOR
<b><u>FUEL</u></b>	
Use known historical data or Operations Logistics Planner (OPLOGPLN) software. Multiply the pieces of equipment times the amount of fuel per mile (or hour), times the tentative operating mileage (or hours).	
<b><u>NBC EQUIPMENT</u></b>	
TOE equipment is used.	

**Table 4-3. Consolidated support requirements this FTX,  
Provide Ground Maintenance Support (continued)**

**EQUIPMENT**

All organic equipment, to include authorized TOE and CTA, is used. Rail and aircraft loads are simulations.

**OTHER**

Meals	3 per individual per day
War Wound Mouflage Set	1 each
Aircraft for simulated air attack	1 each
Fire Marker Control System	(When available)

NOTE: The consolidated support requirements outlined for this STX are intended as suggestions. Local policies or constraints may not allow for providing the items.

7. **T&EO Sequence.** Table 4-4 lists the T&EOs for this FTX.

**Table 4-4. T&EOs from Chapter 5 to use for evaluating this FTX,  
Provide Ground Maintenance Support**

<b>Task</b>	<b>Task Number</b>	<b>Page</b>
Plan Unit Move (Digitized)	63-2-4001	5-296
Prepare Unit to Move (Digitized)	63-2-4002	5-7
Conduct Tactical Road March (Digitized)	63-2-4003	5-12
Cross a Radiologically Contaminated Area (Digitized)	63-2-4005	5-120
Defend Convoy Elements (Digitized)	63-2-4006	5-128
Plan Occupation of New Area of Operations (Digitized)	63-2-4007	5-299
Perform Advance/Quartering Party Activities (Digitized)	63-2-4008	5-17
Occupy New Operating Site (Digitized)	63-2-4009	5-135
Plan Unit Defense (Digitized)	63-2-4010	5-302
Set Up Unit Defense (Digitized)	63-2-4011	5-138
Prepare Unit for Nuclear, Biological, and Chemical Conditions (Digitized)	63-2-4013	5-143
Plan Area Damage Control Operations (Digitized)	63-2-4014	5-306
Provide Personnel and Administrative Support (Digitized)	63-2-4015	5-222
Employ Operations Security Measures (Digitized)	63-2-4016	5-147

<b>Table 4-4. T&amp;EOs from Chapter 5 to use for evaluating this FTX, Provide Ground Maintenance Support (continued)</b>		
<b>Task</b>	<b>Task Number</b>	<b>Page</b>
Maintain Communications (Digitized)	63-2-4017	5-308
Perform Operational Decontamination (Digitized)	63-2-4018	5-152
Perform Thorough Decontamination (Digitized)	63-2-4019	5-154
Respond to the Initial Effects of a Nuclear Attack (Digitized)	63-2-4020	5-157
Defend Against a Level I Attack (Digitized)	63-2-4021	5-160
Prepare Unit for Level II/III Threat (Digitized)	63-2-4022	5-164
Conduct Hasty Displacement (Digitized)	63-2-4023	5-166
Defend Unit Area (Digitized)	63-2-4024	5-169
Perform Withdrawal Under Fire (Digitized)	63-2-4025	5-173
Reorganize Unit Defense (Digitized)	63-2-4026	5-176
Execute Battle Handover (Digitized)	63-2-4027	5-179
Perform Area Damage Control Functions (Digitized)	63-2-4028	5-226
Establish Communications (Digitized)	63-2-4040	5-313
Perform Repair Team Functions (Digitized)	63-2-4053	5-229
Perform Recovery Operations (Digitized)	63-2-4071	5-233
Perform Allied Trades and Lift Services (Digitized)	63-2-4073	5-237
Prepare Unit for a Chemical Attack (Digitized)	63-2-4202	5-182
Perform Radiological Decontamination (Digitized)	63-2-4207	5-185
Cross a Chemically Contaminated Area (Digitized)	63-2-4226	5-188
Combat Battlefield Stress (Digitized)	63-2-4303	5-240
Process Enemy Prisoners of War (Digitized)	63-2-4304	5-243
Process Captured Documents and Equipment (Digitized)	63-2-4305	5-246
Employ Physical Security Measures (Digitized)	63-2-4306	5-193
Use Passive Air Defense Measures (Digitized)	63-2-4307	5-197
Take Active Air Defense Measures Against Hostile Aircraft (Digitized)	63-2-4308	5-117
Perform Field Sanitation Functions (Digitized)	63-2-4315	5-248
Transport Casualties (Digitized)	63-2-4316	5-251
Perform Risk Management Procedures (Digitized)	63-2-4326	5-255
Prepare for a Friendly Nuclear Strike (Digitized)	63-2-4327	5-200
Respond to the Residual Effects of a Nuclear Attack (Digitized)	63-2-4328	5-203
Respond to a Chemical Attack (Digitized)	63-2-4334	5-206

<b>Table 4-4. T&amp;EOs from Chapter 5 to use for evaluating this FTX, Provide Ground Maintenance Support (continued)</b>		
<b>Task</b>	<b>Task Number</b>	<b>Page</b>
Perform Maintenance Control Functions (Digitized)	63-2-4506	5-258
Perform Unit Mortuary Affairs Operations (Digitized)	63-2-4513	5-262
Receive Resupply By Airdrop (Digitized)	63-2-4514	5-266
Provide Unit Supply Support (Digitized)	63-2-4515	5-269
Receive External Sling Load Resupply (Digitized)	63-2-4516	5-272
Treat Casualties (Digitized)	63-2-4517	5-276
Set Up Unit Headquarters and Bivouac Areas (Digitized)	63-2-4518	5-211
Destroy Equipment and Supplies (Digitized)	63-2-4522	5-280
Set Up Battalion Maintenance Platoon Headquarters and Sections (Digitized)	63-2-4542	5-214
Set Up Direct Support Maintenance Platoon Headquarters and Sections (Digitized)	63-2-4543	5-217
Supervise Battalion Maintenance Platoon Operations (Digitized)	63-2-4544	5-284
Supervise Direct Support Maintenance Platoon Operations (Digitized)	63-2-4545	5-287
Conduct DS Maintenance Operations (Digitized)	63-2-4555	5-290
Conduct Unit-Level Maintenance Operations (Digitized)	63-2-4564	5-293
Perform Deployment Alert Activities	63-2-8001	5-22
Perform Personnel and Administration Predeployment Activities	63-2-8002	5-25
Perform Predeployment Training Activities	63-2-8003	5-28
Perform Predeployment Supply Activities	63-2-8004	5-30
Perform Predeployment Maintenance Activities	63-2-8005	5-33
Prepare Vehicles and Equipment for Deployment	63-2-8006	5-37
Prepare Unit for Nontactical Move	63-2-8007	5-43
Conduct Nontactical Road March	63-2-8008	5-47
Perform Sea Port of Embarkation Activities for Deployment	63-2-8009	5-51
Perform Aerial Port of Embarkation Activities for Deployment	63-2-8010	5-56
Perform Aerial Port of Debarkation Activities for Deployment	63-2-8011	5-60
Perform Sea Port of Debarkation Activities for Deployment	63-2-8012	5-63
Prepare Equipment Reception Team for Tactical Road March	63-2-8013	5-67
Perform Redeployment Personnel and Administrative Actions	63-2-8014	5-71

<b>Table 4-4. T&amp;EOs from Chapter 5 to use for evaluating this FTX, Provide Ground Maintenance Support (continued)</b>		
<b>Task</b>	<b>Task Number</b>	<b>Page</b>
Perform Redeployment Training Activities	63-2-8015	5-74
Perform Redeployment Supply Activities	63-2-8016	5-76
Perform Redeployment Maintenance Activities	63-2-8017	5-79
Perform Vehicles and Equipment for Redeployment	63-2-8018	5-83
Perform Sea Port of Embarkation Activities for Redeployment	63-2-8019	5-90
Perform Aerial Port of Embarkation Activities for Redeployment	63-2-8020	5-96
Perform Aerial Port of Debarkation Activities for Redeployment	63-2-8021	5-100
Perform Home Station Activities	63-2-8022	5-103
Perform Sea Port of Debarkation Activities for Redeployment	63-2-8023	5-106
Perform Demobilization Station Activities	63-2-8024	5-109
Conduct Integration Activities	63-2-8025	5-112
Conduct Staging Activities	63-2-8026	5-114
Plan Unit Mobilization In a Peacetime Environment	63-2-8027	5-316
Plan Unit Deployment Activities Upon Receipt of a Warning Order	63-2-8028	5-320
Plan Unit Redeployment	63-2-8029	5-324

**GROUND MAINTENANCE COMPANY, AVIATION SUPPORT BATTALION  
SITUATIONAL TRAINING EXERCISE  
DEPLOY UNIT TO A NEW THEATER OF OPERATIONS  
STX 63-2-E0020**

**1. Objective.** This STX trains the unit in deployment to a new theater of operations. This STX also provides the commander and key leaders with practice in planning, controlling, and coordinating unit deployment activities. The unit must become proficient in planning and preparing for deployment operations.

**2. Interface.**

a. This STX supports the unit FTX - Provide Ground Maintenance Support.

b. This STX supports the ASB STX - Supervise Deployment of Subordinate Elements to a New Theater of Operations.

**3. Training.**

a. Leader Training.

(1) This STX can be used to plan and implement deployment (land, sea, or air) of the unit as part of an FTX or CPX.

(2) During classroom activities, the use of the TSOP; the responsibilities and procedures outlined in FMs 1-111, 55-9, 55-10, 63-23-2, and 100-17 series; and ARs 700-84 and 750-1 should be discussed and the T&EOs listed in this STX should be reviewed.

(3) The leader should use a map of the location where the STX is to be conducted and a sand table model to match the actual terrain, if possible.

(4) Command Post Exercises (CPX), Command Field Exercises (CFX), and TEWTs provide ground training for leaders. STXs support such exercises.

(5) Simulations and games teach leaders as part of a continuing officer and NCO development program.

(6) Tips for leader training.

(a) Leaders should familiarize themselves with the procedures for planning and executing deployment operations.

(b) Leaders should conduct a personal reconnaissance of the training area where deployment activities will take place.

(c) Leaders should review the unit, ASB, Cavalry Squadron, and Aviation Brigade deployment SOPs.

b. Tips for Training.

(1) After the unit demonstrates proficiency for the tasks in Table 4-5, this STX can be trained under several options.

(a) Inclement weather.

(b) Various unit category levels.

(c) Different modes of transportation.

(d) With or without OPFOR interdiction.

(e) With or without NBC conditions.

(f) Day or night.

(g) Movement over single or multiple routes.

(2) The unit must become proficient in the basics of planning and executing deployment before attempting complex options.

(3) After proficiency in this STX is reached, the unit sustains proficiency by executing this STX as part of an FTX.

**4. Training Enhancers.**

a. The commander, GMC, in coordination with Headquarters, ASB, secures deployment guidance, obtains pertinent SOPs, and reviews deployment outload planning.

b. UMO updates unit deployment plans in coordination with unit leaders, HQ, ASB, and installation support elements.

c. The ASB S2/S3 provides the unit with the deployment sequence.



d. Unless otherwise approved by the senior OC, all reports and recommendations should be provided in hard copy to the senior trainer for evaluation.

e. This exercise begins with the receipt of a deployment warning order and ends when the unit is established in the theater of operations. AARs are conducted as shown in Table 4-5. This table includes a suggested scenario.

**Table 4-5. Ground Maintenance Company, Aviation Support Battalion  
STX 63-2-E0020, Deploy Unit to a New Theater of Operations**

<b><u>SEQUENCE</u></b>	<b><u>EVENT</u></b>	<b><u>ESTIMATED TIME</u></b>	
1.	Receive notification		10 min
2.	Verify notification		10 min
3.	Initiate Recall Plan		40 min
4.	*Perform administrative and personnel activities	1 hr	
5.	Establish local security		20 min
6.	Brief key personnel		30 min
7.	*Update movement, deployment, and marshaling area plans	2 hrs	40 min
8.	AAR		50 min
9.	Assemble deployment teams		30 min
10.	Identify installation deployment support element		20 min
11.	*Inspect vehicles and unit equipment	1 hr	30 min
12.	*Conduct showdown inspections	1 hr	30 min
13.	*Undergo SRP processing	2 hrs	
14.	*Prepare vehicles and equipment	4 hrs	15 min
15.	*Load vehicles and equipment	3 hrs	
16.	AAR	1 hr	
17.	Receive movement order		30 min
18.	Conduct non tactical road march	1 hr	
19.	Arrive at APOE/SPOE		10 min
20.	Perform embarkation activities	2 hrs	
21.	AAR	1 hr	
22.	Arrive at APOD/SPOD		30 min
23.	Perform debarkation activities	2 hr	
24.	Perform staging area activities	1 hr	
25.	AAR	1 hr	

**Table 4-5. Ground Maintenance Company, Aviation Support Battalion  
STX 63-2-E0020, Deploy Unit to a New Theater of Operations (continued)**

<u>SEQUENCE</u>	<u>EVENT</u>	<u>ESTIMATED TIME</u>	
26.	Receive movement order		30 min
27.	Conduct tactical road march	1 hr	
28.	Defend march element		45 min
29.	AAR	1 hr	
30.	Issue FRAGO		20 min
31.	Perform TAA activities	1 hr	
32.	Receive movement order		30 min
33.	Conduct tactical road march	1 hr	
34.	AAR	1 hr	
35.	*Perform advance/quartering party activities	2 hrs	
36.	Perform set up activities	2 hrs	
37.	Final AAR	2 hrs	

Total Time: 31 hrs 35 min

NOTE: Events will be trained to standard, not time limitations. The time required to train an event will vary based on METT-TC factors and the training proficiency of the unit.

\* Indicates time is not added to the total time because tasks are performed simultaneously with other tasks.

## 5. General Situation.

a. The Ground Maintenance Company is currently at home station. The unit is under the command and control of Headquarters, ASB.

b. Ground Maintenance Company Platoon Leaders and Section Leaders provide personnel and equipment status reports.

c. The installation provides required deployment support.

d. APODs, SPODs, and the OCONUS location are identified.

**6. FRAGO.** The commander issues the following FRAGO:

"We have been alerted to deploy Ground Maintenance Company with ASB. New OCONUS location is -----, vicinity ----- (grid coordinates). Execute our deployment plan. Be prepared to deploy within ----- hours."

**7. Support Requirements.**

a. Minimum Trainer and OCs. This exercise should be conducted with the unit commander as the trainer and primary OC. If possible, there should be an evaluator with each company platoon.

b. Opposing Force:

(1) The OPFOR may be used or simulated for this situational training exercise. If OPFOR is used, refer to ammunition requirements listed in Table 4-9.

(2) The OPFOR should have specific missions and be controlled whenever used.

(3) The MILES can be used or the OCs can assess damage to facilities, equipment, and personnel casualties.

c. Vehicles and Communications. Vehicles and communications equipment organic to the unit are used. When OPFOR is employed, a vehicle and FBCB2 and radio communications for the OCs are used.

d. Maneuver Area. Depending upon the LTA, it is desirable to have an adequate training area for setting up operations, with minimum dimensions of 1.5 by 1.5 kilometers. A road network is required that allows a road march of at least 10 kilometers.

e. Master Incident List. During this STX, the MIL is essential to provide input to drive unit actions. Items from the MIL should be inputted using MTS, analog, and digital communication.

f. Consolidated Support Requirements. Table 4-6 shows the suggested support requirements for this STX.

**Table 4-6. Consolidated support requirements for STX 63-2-E0020,  
Deploy Unit to a New Theater of Operations**

<u>AMMUNITION</u>	<u>QUANTITY</u>
5.56 mm SAW (Blank)	None
5.56 mm SAW (Blank)	None
5.56 mm (Blank)	None
5.56 mm (Blank)	None
40 mm (Blank)	None
.50 Cal (Blank)	None
9 mm (Blank)	None
Blank adapter	None
MILES	None
Smoke grenades	None
Simulators, booby trap	None
ATWESS	None

**FUEL**

Use known historical data or Operations Logistics Planner (OPLOGPLN) software. Multiply the pieces of equipment times the amount of fuel per mile or hour times the tentative operating mileage or hours.

**NBC EQUIPMENT**

TOE equipment is used.

**EQUIPMENT**

All organic equipment, to include authorized TOE and CTA, is used. Rail and aircraft loads are simulations.

**Table 4-6. Consolidated support requirements for STX 63-2-E0020, Deploy Unit to a New Theater of Operations (continued)**

**OTHER**

Meals	Based on ration cycle
War Wound Mouflage Set	None
Aircraft for simulated air attack	None
Fire Marker Control System	None

NOTE: The consolidated support requirements outlined for this STX are intended as suggestions only. The actual firing of blank ammunition is not necessary to train this STX. However, local policies or constraints may not allow for providing the items in the suggested amount.

8. **T&EO Sequence.** Table 4-7 lists the T&EOs for this STX.

**Table 4-7. T&EOs from Chapter 5 to use in evaluating STX 63-2-E0020, Deploy Unit to a New Theater of Operations**

<b>Task</b>	<b>Task Number</b>	<b>Page</b>
Conduct Tactical Road March (Digitized)	63-2-4003	5-12
Defend March Elements (Digitized)	63-2-4006	5-128
Plan Occupation of a New Area of Operations (Digitized)	63-2-4007	5-299
Perform Advance/Quartering Party Activities (Digitized)	63-2-4008	5-17
Occupy New Operating Site (Digitized)	63-2-4009	5-135
Plan Unit Defense (Digitized)	63-2-4010	5-302
Prepare Unit for Nuclear, Biological, and Chemical Conditions (Digitized)	63-2-4013	5-143
Plan Area Damage Control Operations (Digitized)	63-2-4014	5-306
Maintain Communications (Digitized)	63-2-4017	5-308
Establish Communications (Digitized)	63-2-4040	5-313
Combat Battlefield Stress (Digitized)	63-2-4303	5-240
Employ Physical Security Measures (Digitized)	63-2-4306	5-193
Transport Casualties (Digitized)	63-2-4316	5-251
Perform Risk Management Procedures (Digitized)	63-2-4326	5-255

<b>Table 4-7. T&amp;EOs from Chapter 5 to use in evaluating STX 63-2-E0020, Deploy Unit to a New Theater of Operations (continued)</b>		
<b>Task</b>	<b>Task Number</b>	<b>Page</b>
Perform Unit Mortuary Affairs Operations (Digitized)	63-2-4513	5-262
Treat Casualties (Digitized)	63-2-4517	5-276
Perform Deployment Alert Activities	63-2-8001	5-22
Perform Personnel and Administrative Predeployment Activities	63-2-8002	5-25
Perform Predeployment Training Activities	63-2-8003	5-28
Perform Predeployment Supply Activities	63-2-8004	5-30
Perform Predeployment Maintenance Activities	63-2-8005	5-33
Prepare Vehicles and Equipment for Deployment	63-2-8006	5-37
Prepare Unit for Nontactical Move	63-2-8007	5-43
Conduct Nontactical Road March	63-2-8008	5-47
Perform Sea Port of Embarkation Activities for Deployment	63-2-8009	5-51
Perform Aerial Port of Embarkation Activities for Deployment	63-2-8010	5-56
Perform Aerial Port of Debarkation Activities for Deployment	63-2-8011	5-60
Perform Sea Port of Debarkation Activities for Deployment	63-2-8012	5-63
Prepare Equipment Reception Team for Tactical Road March	63-2-8013	5-67
Conduct Integration Activities	63-2-8025	5-112
Conduct Staging Activities	63-2-8026	5-114
Plan Unit Mobilization in a Peacetime Environment	63-2-8027	5-316
Plan Unit Deployment Activities Upon Receipt of a Warning Order	63-2-8028	5-320

**GROUND MAINTENANCE COMPANY, AVIATION SUPPORT BATTALION  
SITUATION TRAINING EXERCISE  
RELOCATE UNIT TO A NEW OPERATING SITE  
STX 63-2-E0021**

**1. Objective.** This STX trains the unit in planning, coordinating, and relocating the unit to a new operating area. This STX provides the commander and key leaders practice in selecting routes, ground convoy planning, advance party/quartering party planning, coordinating required ground maintenance support for the move, and controlling movement. The unit must become proficient in planning and preparing to relocate to a new operating site, as well as simultaneously providing support to Aviation Brigade, ASB subordinate and attached units and the Cavalry Squadron during the move.

**2. Interface.**

a. This STX supports the unit FTX - Provide Ground Maintenance Support.

b. This STX supports the ASB STX - Supervise Relocation of Subordinate Elements and Sustainment Resources.

**3. Training.**

a. Leader Training.

(1) This STX can be used to plan and implement movement of the unit as part of a CPX or FTX.

(2) During classroom activities, the use of the TSOP and responsibilities and procedures outlined in FMs 1-111, 55-30, and 63-23-2 should be discussed, and the T&EOs listed in this STX should be reviewed.

(3) CPX, CFX, and TEWTs provide ground training for leaders. STXs support such exercises.

(4) Situational awareness should be maintained throughout actual convoy movement using the real time on the move capability of FBCB2.

(5) Tips for leader training.

(a) Leaders should familiarize themselves with the procedures for planning and executing movement.

(b) The unit and ASB TSOP should be reviewed.

(c) A personal reconnaissance should be conducted, if possible, of the training area where movement and unit establishment will be performed.

b. Tips for Training.

(1) After the unit demonstrates proficiency for the tasks in Table 4-8, this STX can be trained under several options.

(a) Elements moving over single or multiple routes.

(b) With or without OPFOR interdictions.

(c) With or without NBC environment.

(d) Day or night.

(e) Single or multiple lift moves.

(2) The unit must become proficient in the basics of planning and conducting the movement and relocation of the unit before attempting more complex options.

(3) After proficiency in this STX is reached, the unit sustains proficiency by executing this STX as part of an FTX.

**4. Training Enhancers.**

a. The unit commander determines movement priorities based on the ASB commander's guidance, type of operations, or his judgment. The enemy situation will affect the security requirements.

b. The unit plans the move in conjunction with Headquarters, Aviation Support Battalion.

c. Unless otherwise approved by the chief OC, all reports and recommendations should be provided in hard copy to the senior trainer for evaluation.

d. The unit should be able to relocate at least once every 48 hours.



e. This exercise begins with receipt of a warning order and ends after briefing the commander. AARs are conducted as shown in Table 4-8. This table includes a suggested scenario.

**Table 4-8. Ground Maintenance Company, Aviation Support Battalion  
STX 63-2-E0021, Relocate Unit to a New Operating Site**

<u>SEQUENCE</u>	<u>EVENT</u>	<u>ESTIMATED TIME</u>
1.	Receive warning order	15 min
2.	Prepare to move	50 min
3.	AAR	30 min
4.	Dispatch advance/quartering party	20 min
5.	Dismantle area	50 min
6.	Organize march unit	30 min
7.	Cross SP	10 min
8.	Conduct road march	1 hr
9.	Issue FRAGO	10 min
10.	Cross contaminated area	45 min
11.	AAR	1 hr
12.	Continue road march	15 min
13.	Respond to OPFOR ambush	30 min
14.	AAR	1 hr
15.	Continue road march	15 min
16.	Cross RP	10 min
17.	Verify closing reports	1 hr
18.	Brief commander	30 min
19.	Final AAR	1 hr

Total Time: 10 hrs 50 min

NOTE: Events will be trained to standard, not time limitations. The time required to train an event will vary based on METT-TC factors and the training proficiency of the unit.

## 5. General Situation.

a. The GMC is deployed in a combat zone. Its mission is to provide ground maintenance support.

b. Pertinent maps and engineer overlays are available.

- c. The Advance Party will perform route reconnaissance.
- d. The OPFOR is capable of launching air or ground attacks, employing NBC agents, and engaging in EW.
- e. Major deviation(s) from the displacement plan may occur.
- f. This exercise is conducted in all environmental conditions.

**6. FRAGO.** The commander issues the following FRAGO:

"We will convoy to our new area of operations. The enemy has the capability to interdict our movement along the entire main supply route. Maintain march discipline and proper distance between vehicles and serials. Be prepared for immediate action drill in case of ambush. Platoon Leaders will maintain comms using FBCB2 communications and report to me all enemy activity or any other activity that impedes the progress of the unit. All serials report in as you reach each designated checkpoint. Go to MOPP2. ASB S2/S3 states contaminated area on current route of march vicinity ----- . Our convoy will be rerouted at checkpoint -- to the alternate MSR. All serials will report upon closure at the new operating site."

**7. Support Requirements.**

- a. Minimum Trainer/OCs. This exercise should be conducted with the unit commander as the trainer and primary OC. If possible, there should be an evaluator with each company section.
- b. Opposing Force:
  - (1) OPFOR may or may not be required when the exercise is conducted as part of a CPX. OPFOR should be used if the exercise is part of an FTX.
  - (2) OPFOR should have specific missions and be controlled when used.
  - (3) MILES can be used, or the OC can assess damage to the unit.
- c. Vehicles and Communications. Vehicles and communications equipment organic to the unit are used. When an OPFOR is employed, a vehicle and digital means of communications are needed for the OC.

d. **Maneuver Area.** A training area of sufficient size, approximately 1.5 by 1.5 kilometers is needed to support the number of vehicles and equipment in the unit. A road network is required that allows a road march of at least 20 kilometers. Vegetation and terrain should allow cover and concealment for facilities, vehicles, and equipment.

e. **Master Incident List.** During the STX, the MIL is essential to provide input to drive unit actions. MIL items should be inputted using MTS, analog, and digital communication.

f. **Consolidated Support Requirements.** Table 4-9 shows the suggested support requirements for this STX.

<b>Table 4-9. Consolidated support requirements for STX 63-2-E0021, Relocate Unit to a New Operating Site</b>	
<b><u>AMMUNITION</u></b>	<b><u>QUANTITY</u></b>
5.56 mm SAW (Blank)	300 rds/wpn
5.56 mm SAW (Blank)	600 rds/wpn OPFOR
5.56 mm (Blank)	150 rds/wpn
5.56 mm (Blank)	300 rds/wpn OPFOR
40 mm (Blank)	300 rds/wpn
.50 Cal (Blank)	400 rounds/wpn
9 mm (Blank)	30 rounds/wpn
Blank adapter	1 set/wpn
MILES	1 set/wpn
Smoke grenades	4 per OPFOR
Smoke grenades	4 ea per platoon/section
Simulators, booby trap	4 per unit
Claymore Mine (tng)	4-6 per unit
Simulators, hand grenades	4 per OPFOR
ATWESS	1 per LAW
Claymore Mine (tng)	2 per OPFOR
Simulators, arty	2 per trainer/evaluator
Simulators, arty	2 ea OPFOR
<b><u>FUEL</u></b>	
Use known historical data or Operations Logistics Planner (OPLOGPLN) software. Multiply the pieces of equipment times the amount of fuel per mile (or hour), times the tentative operating mileage (or hours).	

<b>Table 4-9. Consolidated support requirements for STX 63-2-E0021, Relocate Unit to a New Operating Site (continued)</b>	
<b><u>NBC EQUIPMENT</u></b>	
TOE equipment is used.	
<b><u>EQUIPMENT</u></b>	
All organic equipment, to include authorized TOE and CTA, is used. Rail and aircraft loads are simulations.	
<b><u>OTHER</u></b>	
Meals	3 per individual per day
War Wound Mouflage Set	1 each
Aircraft for simulated air attack	1 each
Fire Marker Control System	(When available)
NOTE: The consolidated support requirements outlined for this STX are intended as suggestions. Local policies or constraints may not allow for providing the items.	

8. **T&EO Sequence.** Table 4-10 lists the T&EOs for this STX.

**Table 4-10. T&EOs from Chapter 5 to use in evaluating STX 63-2-E0021,  
Relocate Unit to a New Operating Site**

<b>Task</b>	<b>Task Number</b>	<b>Page</b>
Plan Unit Move (Digitized)	63-2-4001	5-296
Prepare Unit to Move (Digitized)	63-2-4002	5-7
Conduct Tactical Road March (Digitized)	63-2-4003	5-12
Cross a Radiologically Contaminated Area (Digitized)	63-2-4005	5-120
Defend Convoy Elements (Digitized)	63-2-4006	5-128
Perform Advance/Quartering Party Activities (Digitized)	63-2-4008	5-17
Provide Personnel and Administrative Support (Digitized)	63-2-4015	5-222
Employ Operations Security Measures (Digitized)	63-2-4016	5-17
Maintain Communications (Digitized)	63-2-4017	5-308
Perform Operational Decontamination (Digitized)	63-2-4018	5-152
Perform Thorough Decontamination (Digitized)	63-2-4019	5-154
Establish Communications (Digitized)	63-2-4040	5-313
Cross a Chemically Contaminated Area (Digitized)	63-2-4226	5-188
Combat Battlefield Stress (Digitized)	63-2-4303	5-240
Process Enemy Prisoners of War (Digitized)	63-2-4304	5-243
Process Captured Documents and Equipment (Digitized)	63-2-4305	5-246
Employ Physical Security Measures (Digitized)	63-2-4306	5-193
Use Passive Air Defense Measures (Digitized)	63-2-4307	5-197
Take Active Air Defense Measures Against Hostile Aircraft (Digitized)	63-2-4308	5-117
Perform Field Sanitation Functions (Digitized)	63-2-4315	5-248
Transport Casualties (Digitized)	63-2-4316	5-251
Perform Risk Management Procedures (Digitized)	63-2-4326	5-255
Respond to a Chemical Attack (Digitized)	63-2-4334	5-206
Perform Unit Mortuary Affairs Operations (Digitized)	63-2-4513	5-262
Provide Unit Supply Support (Digitized)	63-2-4515	5-269
Treat Casualties (Digitized)	63-2-4517	5-276

**GROUND MAINTENANCE COMPANY, AVIATION SUPPORT BATTALION  
SITUATIONAL TRAINING EXERCISE  
ESTABLISH UNIT AREA OF OPERATIONS  
STX 63-2-E0022**

**1. Objective.** This STX is designed to train the Ground Maintenance Company in establishing its command post and mission areas of operation (for maintenance control, unit-level maintenance, and DS maintenance) after a tactical move. It also provides the company commander and key leaders practice in planning, coordinating, and controlling those activities required to achieve a trained and ready ground maintenance support capability. The unit must become proficient in establishing its command and control system, administrative and mission support areas of operations, and preparing defensive positions.

**2. Interface.**

a. This STX supports the unit FTX - Provide Ground Maintenance Support.

b. This STX supports the ASB STX - Supervise Establishment of Subordinate Elements and Sustainment Resources.

**3. Training.**

a. Leader Training.

(1) This STX can be used to plan and execute unit buildup in a new location as a part of a CPX or FTX.

(2) During classroom activities, the use of the TSOP; responsibilities and procedures outlined in FMs 1-111; 9-43-1, 9-43-2, and 63-23-2, and the T&EOs listed in this STX should be reviewed.

(3) Leaders should use a map of the actual location where the STX is to be conducted and a sand table model to match the actual terrain, if possible.

(4) Tips for leader training.

(a) Leaders should familiarize themselves with the functional procedures for establishing communications/situational awareness with higher, subordinate, and supported units; establishing the unit command and control systems; establishing field maintenance facilities and maintenance control operations; and planning area defense.

(b) The unit should review the Aviation Brigade, Cavalry Squadron, and ASB TSOPs.

(c) A personal reconnaissance should be conducted, if possible, of the training area where movement and unit establishment will be performed.

b. Tips for Training.

(1) After the unit demonstrates proficiency for the tasks in Table 4-11, this STX can be trained under varying options.

(a) With or without OPFOR interdictions.

(b) With or without NBC conditions.

(c) In a field or MOUT environment.

(2) The unit must become proficient in the doctrine and TTP for establishing situational awareness, command and control facilities, and administrative and mission support areas before attempting more complex options.

(3) After proficiency in this STX is reached, the unit sustains proficiency by executing this STX as part of an FTX.

4. **Training Enhancers.**

a. The unit commander should have conducted a tactical road march prior to this STX. The unit must be prepared at any time to defend against air, ground, or terrorist attacks during daylight or darkness and to respond appropriately to enemy or friendly NBC operations.

b. The unit establishes the new operating site IAW the TSOP. When the site is operational, the ASB S2/S3 is notified that the GMC is prepared to perform its operational mission.

c. Unless otherwise approved by the chief OC, all reports and recommendations should be provided in hard copy to the senior trainer for evaluation.

d. This exercise begins when the unit advance/quartering party arrives at the new site and ends when all unit areas are established. AARs are conducted as shown in Table 4-11. This table includes a suggested scenario.

**Table 4-11. Ground Maintenance Company, Aviation Support Battalion  
STX 63-2-E0022, Establish Unit Area of Operations**

<u>SEQUENCE</u>	<u>EVENT</u>	<u>ESTIMATED TIME</u>	
1.	Conduct quartering/advance party activities	2 hrs	
2.	*Set up defensive positions	1 hr	30 min
3.	*Set up command post	1 hr	
4.	*Establish unit operating areas	1 hr	
5.	*Establish unit mission areas	1 hr	
6.	*Set up administrative and bivouac areas.	1 hr	
7.	*Issue FRAGO		10 min
8.	Conduct AAR	1 hr	
Total Time: 8 hrs 40 min			
NOTE: Events are to standard, not time limitations. The time needed to train an event will vary based on METT-TC factors and the training proficiency of the unit.			
* Indicates time is not added to the total time because tasks/events are performed simultaneously with other tasks/events.			

## 5. General Situation.

a. The advance/quartering party has performed preliminary security and organization of the new site. The unit elements follow. They establish administrative and mission support areas and are prepared to defend at any time during buildup.

b. A site reconnaissance has been performed.

c. A tentative support area layout plan and defense plan is available.

d. Sufficient supplies and equipment are available.

e. NBC detection equipment is available.

f. This exercise is conducted in all environmental conditions.

g. The OPFOR has the potential to conduct ground, air, and NBC warfare.

h. The exercise is conducted in a field site or MOUT environment.



**6. FRAGO.** The commander issues the following FRAGO:

"We will provide ground maintenance support to the Aviation Brigade, ASB subordinate units and on-site combat system oriented maintenance support for the Cavalry Squadron from our new location for the next 2 days. Be prepared to support Aviation Brigade, ASB subordinate and attached units and the Cavalry Squadron with ground maintenance support as of right now. Attack Battalion and Cavalry Squadron support areas are at -----(grid coordinates), and -----(grid coordinates) respectively. The enemy is capable of mounting attacks throughout the Division Support Area/Aviation Support Area and also of bringing indirect fire upon us. I want the CP and the Maintenance Control Office set up and operational immediately, followed by administrative and bivouac areas. Get voice and FBCB2 communications in quickly with HQ, ASB, ASB subordinate units, Aviation Brigade S3 and S4, and the Cavalry Squadron S3 and S4. Platoon Leaders begin setting up to support in your respective areas. I will visit each of your areas to provide further guidance. Use cover and concealment to mask our activities and strict enforcement of light and noise discipline. Get your OPs/LPs out. Personnel will remain at MOPP2 based on reports of enemy threat capabilities."

**7. Support Requirements.**

a. Minimum Trainer and OCs. This exercise should be conducted with the unit commander as the trainer and primary OC. If possible, there should be an evaluator with each platoon.

b. Opposing Force:

(1) The OPFOR should not be more than platoon size with crew-served weapons.

(2) OPFOR should be well trained in threat tactics, have specific missions, and be controlled when used.

(3) The MILES can be used, or the OC can assess damage to the unit.

c. Vehicles and Communications. Vehicles and communications equipment organic to the unit are used. When OPFOR is employed, a vehicle with voice and FBCB2 communications is needed for the OC.

d. Maneuver Area. Depending upon the LTA, it is desirable to have an adequate training area approximately 1.5 by 1.5 kilometers.

e. Master Incident List. During the STX, the MIL is essential to provide input to drive unit actions. MIL items should be inputted using MTS, analog, and digital communication.

f. Consolidated Support Requirements. Table 4-12 shows the suggested support requirements for this STX.

**Table 4-12. Consolidated support requirements for STX 63-2-E0022, Establish Unit Area of Operations**

<u>AMMUNITION</u>	<u>QUANTITY</u>
5.56 mm SAW (Blank)	300 rds/wpn
5.56 mm SAW (Blank)	600 rds/wpn OPFOR
5.56 mm (Blank)	150 rds/wpn
5.56 mm (Blank)	300 rds/wpn OPFOR
40 mm (Blank)	300 rds/wpn
.50 Cal (Blank)	400 rounds/wpn
9 mm (Blank)	30 rounds/wpn
Blank adapter	1 set/wpn
<u>MILES</u>	1 set/wpn
Smoke grenades	4 per OPFOR
Smoke grenades	4 ea per platoon/section
Simulators, booby trap	4 per unit
Claymore Mine (tng)	4-6 per unit
<u>OPFOR</u>	
Simulators, hand grenades	4 per OPFOR
ATWESS	1 per LAW
Claymore Mine (tng)	2 per OPFOR
Simulators, arty	2 per trainer/evaluator
Simulators, arty	2 ea OPFOR
<u>FUEL</u>	
Use known historical data or Operations Logistics Planner (OPLOGPLN) software. Multiply the pieces of equipment times the amount of fuel per mile (or hour), times the tentative operating mileage (or hours).	
<u>NBC EQUIPMENT</u>	
TOE equipment is used.	

**Table 4-12. Consolidated support requirements for STX 63-2-E0022,  
Establish Unit Area of Operations (continued)**

**EQUIPMENT**

All organic equipment, to include authorized TOE and CTA, is used. Rail and aircraft loads are simulations.

**OTHER**

Meals	3 per individual per day
War Wound Mouflage Set	1 each
Aircraft for simulated air attack	1 each
Fire Marker Control System	(When available)

NOTE: The consolidated support requirements outlined for this STX are intended as suggestions only. The actual firing of blank ammunition is not necessary to train this STX. However, local policies or constraints may not allow for providing the items.

8. **T&EO Sequence.** Table 4-13 lists the T&EOs for this STX.

**Table 4-13. T&EOs from Chapter 5 to use in evaluating STX 63-2-E0022,  
Establish Unit Area of Operations**

<b>Task</b>	<b>Task Number</b>	<b>Page</b>
Plan Occupation of New Area of Operations (Digitized)	63-2-4007	5-299
Perform Advance/Quartering Party Activities (Digitized)	63-2-4008	5-17
Occupy New Operating Site (Digitized)	63-2-4009	5-135
Plan Unit Defense (Digitized)	63-2-4010	5-302
Set Up Unit Defense (Digitized)	63-2-4011	5-138
Prepare Unit for Nuclear, Biological, and Chemical Conditions (Digitized)	63-2-4013	5-143
Plan Area Damage Control Operations (Digitized)	63-2-4014	5-306
Provide Personnel and Administrative Support (Digitized)	63-2-4015	5-222

**Table 4-13. T&EOs from Chapter 5 to use in evaluating STX 63-2-E0022, Establish Unit Area of Operations (continued)**

<b>Task</b>	<b>Task Number</b>	<b>Page</b>
Employ Operations Security Measures (Digitized)	63-2-4016	5-147
Maintain Communications (Digitized)	63-2-4017	5-308
Establish Communications (Digitized)	63-2-4040	5-313
Combat Battlefield Stress (Digitized)	63-2-4303	5-240
Process Enemy Prisoners of War (Digitized)	63-2-4304	5-243
Process Captured Documents and Equipment (Digitized)	63-2-4305	5-246
Employ Physical Security Measures (Digitized)	63-2-4306	5-193
Use Passive Air Defense Measures (Digitized)	63-2-4307	5-197
Perform Field Sanitation Functions (Digitized)	63-2-4315	5-248
Transport Casualties	63-2-4316	5-251
Perform Risk Management Procedures (Digitized)	63-2-4326	5-255
Perform Unit Mortuary Affairs Operations (Digitized)	63-2-4513	5-262
Provide Unit Supply Support (Digitized)	63-2-4515	5-269
Treat Casualties (Digitized)	63-2-4517	5-276
Set Up Unit Headquarters and Bivouac Areas (Digitized)	63-2-4518	5-211
Set Up Battalion Maintenance Platoon Headquarters and Sections (Digitized)	63-2-4542	5-214
Set Up Direct Support Maintenance Platoon Headquarters and Sections (Digitized)	63-2-4543	5-217

**GROUND MAINTENANCE COMPANY, AVIATION SUPPORT BATTALION  
SITUATIONAL TRAINING EXERCISE  
PROVIDE FIELD MAINTENANCE AND RECOVERY SUPPORT  
STX 63-2-E0024**

**1. Objective.** This STX is designed to train the Maintenance Control Office, Battalion Maintenance Platoon, and the DS Maintenance Platoon in providing maintenance management, field maintenance, and recovery support to Aviation Brigade, ASB subordinate and attached units and the Cavalry Squadron. This STX also provides the company commander and key leaders with practice in planning, coordinating, controlling, and managing field maintenance (unit and direct support) and recovery support to ASB subordinate units, Aviation Brigade and the Cavalry Squadron. Company personnel must become proficient in maintenance management techniques and procedures, repair team operations and procedures, battlefield damage assessment and repair, repair team operations, and recovery techniques and procedures.

**2. Interface.**

a. This STX supports the unit FTX - Provide Ground Maintenance Support.

b. This STX supports the ASB STX - Provide Direct Logistics Support to Aviation Brigade, Cavalry Squadron and Area Logistics Support to Attached Elements.

**3. Training.**

a. Leader Training.

(1) This STX can be used to train the unit as part of an FTX or a CPX.

(2) During classroom activities, the use of the TSOP; responsibilities and procedures outlined in FMs 1-111, 9-43-1, 9-43-2, 63-2-2, 63-23-2, and 100-10; and the T&EOs listed in this STX should be reviewed.

(3) CPX, CFX, and TEWTs provide ground training for leaders when the actual STX location is used. Leaders should use a map of the actual area where the STX is to be conducted and a sand table model to match the actual terrain, if possible.

(4) Games and simulations are developed to teach leaders as part of a continuing officer and NCO development program. They also are used to exercise command and control at various command and staff levels.

(5) Tips for leader training.

(a) Leaders should familiarize themselves with the doctrinal procedures for establishing and operating field maintenance activities, maintenance management, and recovery techniques.

(b) The unit should review the GMC, Cavalry Squadron, Aviation Brigade, and ASB TSOPs.

(c) A personal reconnaissance should be conducted, if possible, of the training location where support areas will be established.

b. Tips for Training.

(1) After the unit demonstrates proficiency for the tasks in Table 4-14, this STX can be trained under varying options.

(a) With or without OPFOR interdictions.

(b) With or without NBC conditions.

(c) In a field or MOUT environment.

(d) Day or night.

(2) The unit must become proficient in providing ground maintenance support.

(3) After proficiency in this STX is reached, the unit sustains proficiency by executing this STX as part of an FTX.

#### **4. Training Enhancers.**

a. The GMC commander may conduct a tactical road march as an introductory phase of this STX. The unit must be prepared at any time to defend against air, ground, or terrorist attacks during daylight or darkness, and to respond appropriately to enemy or friendly NBC operations.

b. The unit established the new operating site IAW the commander and key leader's organizational plans. When the site is operational, the ASB S2/S3 is notified that the unit is prepared to perform its operational mission.

c. Unless otherwise approved by the chief OC, all reports and recommendations should be provided in hard copy to the senior trainer for evaluation.

d. This exercise begins when the Ground Maintenance Company receives requests for support and ends when the company comes under a Level II/III attack. AARs are conducted as shown in Table 4-14. This table includes a suggested scenario.

**Table 4-14. Ground Maintenance Company, Aviation Support Battalion STX 63-2-E0024, Provide Field Maintenance and Recovery Support**

<u>SEQUENCE</u>	<u>EVENT</u>	<u>ESTIMATED TIME</u>	
1.	Commander issues guidance		15 min
2.	Provide ground maintenance support	10 hrs	
3.	*Respond to Level I threat activities	1 hr	
4.	AAR	1 hr	
5.	Issue FRAGO		15 min
6.	Conduct NBC operations		30 min
7.	Respond to NBC attack	1 hr	
8.	Ground maintenance support mission degradation	2 hrs	
9.	AAR	1 hr	
10.	Air attack (OPFOR)		30 min
11.	Conduct restoration activities	1 hr	
12.	Receive notification of Level II/III threat		15 min
13.	Final AAR	1 hr	

Total Time: 19 hrs 45 min

NOTE: Events are trained to standard not to time limitations. The time requested to train an event will vary based on METT-TC factors and the training proficiency of the unit.

\* Indicates time is not added to the total time because tasks/events are performed simultaneously with other tasks/events.

**5. General Situation.**

- a. The advance/quartering party has performed preliminary security and organization of the new site. The unit elements follow. They establish operations and defend at any time during buildup.
- b. A site reconnaissance has been performed.
- c. Tentative layout plan, safety plan, and defense plan is available.
- d. Sufficient supplies and equipment are available.
- e. Pertinent maps and overlays are available.
- f. This exercise is conducted in all environmental conditions.
- g. The OPFOR has the potential to conduct ground, air, and NBC warfare.
- h. The exercise is conducted in a field site or MOUT environment.

**6. FRAGO.** The commander issues the following FRAGO:

The GMC commander conducts a meeting with Co HQ, Maintenance Control Officer, and the Battalion and DS Maintenance Platoon leaders and issues the following operational guidance: "We will provide ground maintenance support from our present location for the next 2 days, so continue to improve our defensive posture. The enemy is capable of mounting ground and aerial attacks throughout the DSA/ASA and also of bringing indirect fire upon our unit positions and mission support areas. I want DS maintenance sites and battalion collection points under cover and concealment and operational as soon as possible. Quickly establish voice and digital comms links in between the MCO, S4, and Support Operations Section of ASB; S3 and S4, Aviation Brigade; and the Cavalry Squadron S4. Deploy the CSST forward to support Cavalry Squadron. Run a diagnostics on ULLS-G (Battalion Maintenance Platoon) and SAMS-1 (DS Maintenance Platoon) to make sure they are up and running. Make sure recovery assets are dispersed and ready to render support on short notice. Keep me updated on maintenance status and equipment readiness of supported units and make sure I'm notified of any problems that impact our ability to provide ground maintenance support to Aviation Brigade, ASB subordinate and attached units, and the Cavalry Squadron. Because GMC is a prime target for threat weaponry, we must maintain OPSEC measures and NBC defenses while continuing to support.



Platoon leaders come up on the net with MCO using FBCB2 when your sections are ready to provide consolidated unit maintenance (Battalion Maintenance Platoon), DS maintenance (DS Maintenance Platoon), and recovery support."

## **7. Support Requirements.**

a. Minimum Trainer and OCs. This exercise should be conducted with the unit commander as the trainer and primary OC. If possible, there should be an evaluator with each platoon and the MCO.

b. Opposing Force:

(1) The OPFOR may or may not be required when the exercise is conducted as part of a CPX. The OPFOR should be used if the exercise is part of an FTX.

(2) OPFOR should be well trained in threat tactics, have specific missions, and be controlled when used.

(3) The MILES can be used, or the OC can assess damage to the unit.

c. Vehicles and Communications. Vehicles and communications equipment organic to the unit are used. When OPFOR is employed, a vehicle and radio are needed for the OC.

d. Maneuver Area. Depending upon the LTA, it is desirable to have an adequate training area at least 1.5 by 1.5 kilometers.

e. Master Incident List. During the STX, MIL is essential to provide input to drive unit actions. MIL items should be inputted using MTS, analog, and digital communications.

f. Consolidated Support Requirements. Table 4-15 shows the suggested support requirements for this STX.

**Table 4-15. Consolidated support requirements for STX 63-2-E0024,  
Provide Field Maintenance and Recovery Support**

**AMMUNITION****QUANTITY**

5.56 mm SAW (Blank)	300 rds/wpn
5.56 mm SAW (Blank)	600 rds/wpn OPFOR
5.56 mm (Blank)	150 rds/wpn
5.56 mm (Blank)	300 rds/wpn OPFOR
40 mm (Blank)	300 rds/wpn
.50 Cal (Blank)	400 rounds/wpn
9 mm (Blank)	30 rounds/wpn
Blank adapter	1 set/wpn
MILES	1 set/wpn
Smoke grenades	4 per OPFOR
Smoke grenades	4 ea per platoon/section
Simulators, booby trap	4 per unit
Claymore Mine (tng)	4-6 per unit

**OPFOR**

Simulators, hand grenades	4 per OPFOR
ATWESS	1 per LAW
Claymore Mine (tng)	2 per OPFOR
Simulators, arty	2 per trainer/evaluator
Simulators, arty	2 ea OPFOR

**FUEL**

Use known historical data or Operations Logistics Planner (OPLOGPLN) software. Multiply the pieces of equipment times the amount of fuel per mile (or hour), times the tentative operating mileage (or hours).

**NBC EQUIPMENT**

TOE equipment is used.

**EQUIPMENT**

All organic equipment, to include authorized TOE and CTA, is used. Rail and aircraft loads are simulations.

**Table 4-15. Consolidated support requirements for STX 63-2-E0024, Provide Field Maintenance and Recovery Support (continue)**

**OTHER**

Meals	3 per individual per day
War Wound Mouflage Set	1 each
Aircraft for simulated air attack	1 each
Fire Marker Control System	(When available)

NOTE: The consolidated support requirements outlined for this STX are intended as suggestions only. The actual firing of blank ammunition is not necessary to train this STX. However, local policies or constraints may not allow for providing the items.

8. **T&EO Sequence.** Table 4-16 lists the T&EOs for this STX.

**Table 4-16. T&EOs from Chapter 5 to use in evaluating STX 63-2-E0024, Provide Field Maintenance and Recovery Support**

<b>Task</b>	<b>Task Number</b>	<b>Page</b>
Provide Personnel and Administrative Support (Digitized)	63-2-4015	5-222
Employ Operations Security Measures (Digitized)	63-2-4016	5-147
Maintain Communications (Digitized)	63-2-4017	5-308
Perform Operational Decontamination (Digitized)	63-2-4018	5-152
Perform Thorough Decontamination (Digitized)	63-2-4019	5-154
Respond to the Initial Effects of a Nuclear Attack (Digitized)	63-2-4020	5-157
Defend Against a Level I Attack (Digitized)	63-2-4021	5-160
Perform Repair Team Functions (Digitized)	63-2-4053	5-229
Perform Recovery Operations (Digitized)	63-2-4071	5-233
Provide Allied Trades and Lift Services (Digitized)	63-2-4073	5-237
Prepare Unit for a Chemical Attack (Digitized)	63-2-4202	5-182
Perform Radiological Decontamination (Digitized)	63-2-4207	5-185

<b>Table 4-16. T&amp;EOs from Chapter 5 to use in evaluating STX 63-2-E0024, Provide Field Maintenance and Recovery Support (continued)</b>		
<b>Task</b>	<b>Task Number</b>	<b>Page</b>
Combat Battlefield Stress (Digitized)	63-2-4303	5-240
Process Enemy Prisoners of War (Digitized)	63-2-4304	5-243
Process Captured Documents and Equipment (Digitized)	63-2-4305	5-246
Employ Physical Security Measures (Digitized)	63-2-4306	5-193
Use Passive Air Defense Measures (Digitized)	63-2-4307	5-197
Take Active Air Defense Measures Against Hostile Aircraft (Digitized)	63-2-4308	5-117
Perform Field Sanitation Functions (Digitized)	63-2-4315	5-248
Transport Casualties (Digitized)	63-2-4316	5-251
Perform Risk Management Procedures (Digitized)	63-2-4326	5-255
Prepare for a Friendly Nuclear Strike (Digitized)	63-2-4327	5-200
Respond to the Residual Effects of a Nuclear Attack (Digitized)	63-2-4328	5-203
Respond to a Chemical Attack (Digitized)	63-2-4334	5-206
Perform Maintenance Control Functions (Digitized)	63-2-4506	5-258
Perform Unit Mortuary Affairs Operations (Digitized)	63-2-4513	5-262
Receive Resupply by Airdrop (Digitized)	63-2-4514	5-266
Provide Unit Supply Support (Digitized)	63-2-4515	5-269
Receive External Sling Load Resupply (Digitized)	63-2-4516	5-272
Treat Casualties (Digitized)	63-2-4517	5-276
Destroy Supplies and Equipment (Digitized)	63-2-4522	5-280
Supervise Battalion Maintenance Platoon Operations (Digitized)	63-2-4544	5-284
Supervise Direct Support Maintenance Platoon Operations (Digitized)	63-2-4545	5-287
Conduct DS Maintenance Operations (Digitized)	63-2-4555	5-290
Conduct Unit-Level Maintenance Operations (Digitized)	63-2-4564	5-293

**GROUND MAINTENANCE COMPANY, AVIATION SUPPORT BATTALION  
SITUATIONAL TRAINING EXERCISE  
DEFEND ASSIGNED AREA  
STX 63-2-E0025**

**1. Objective.** This STX trains the unit in planning and coordinating defense of its unit area. This STX provides the commander and key leaders practice in passive and active defensive measures, selection of defensive positions, coordinating defensive fires, area damage control procedures, first aid, and providing ground maintenance support in a hostile environment. The unit must become proficient in defending its area of operation.

**2. Interface.**

a. This STX supports the unit FTX - Provide Ground Maintenance Support.

b. This STX supports the ASB STX - Supervise Force Protection Activities.

**3. Training.**

a. Leader Training.

(1) This STX can be used to plan and implement defensive operations as a part of a CPX or FTX.

(2) Classroom activities will cover FMs 1-111; 63-23-2, and 63-2-2, unit TSOP; and the responsibilities and procedures outlined in the T&EOs in this STX. The trainer should emphasize the following items:

- (a) Implementation of the defensive plan.
- (b) Proper use of weapons.
- (c) Aviation and fire support.
- (d) Indirect fire and close air support (CAS) calling procedures.
- (e) Withdrawal.
- (f) NBC defense procedures.

(g) Hasty displacement procedures.

(h) ADC procedures.

(3) CPX, CFX, and TEWTs provide ground training for leaders when the actual STX location is used.

(4) Tips for leader training.

(a) Leaders should familiarize themselves with the procedures for planning and executing unit defense.

(b) The unit, ASB, Aviation Brigade, and DISCOM TSOP should be reviewed.

(c) A personal reconnaissance should be conducted of the training area, if possible.

b. Tips for Training.

(1) After the unit demonstrates proficiency for the tasks in Table 4-17, this STX can be trained under varying options.

(a) In a field or MOUT environment.

(b) With or without NBC conditions.

(c) Day or night.

(2) The unit must become proficient in the basics of planning and conducting unit defense before attempting more complex options.

(3) After proficiency in this STX is reached, the unit sustains proficiency by executing this STX as part of an FTX.

#### **4. Training Enhancers.**

a. The GMC may conduct a tactical road march as an introductory phase of this STX. The unit must be prepared at any time to defend against air, ground, or threat attacks during daylight or darkness, and be prepared to respond appropriately to enemy or friendly chemical or nuclear operations.

- b. Unless otherwise approved by the chief OC, all reports and recommendations should be provided in hard copy to the senior trainer for evaluation.
- c. The unit should be able to relocate at least once every 48 hours.
- d. This exercise begins when the unit receives notification of a Level II or III threat in the unit area and ends after the unit completes ADC operations. AARs are conducted as shown in Table 4-17. This table includes a suggested scenario.

**Table 4-17. Ground Maintenance Company, Aviation Support Battalion  
STX 63-2-E0025, Defend Assigned Area**

<u>SEQUENCE</u>	<u>EVENT</u>	<u>ESTIMATED TIME</u>	
1.	Receive notification of Level II/III attack		10 min
2.	Implement Level II/III threat responses	1 hr	
3.	Upgrade defensive positions	1 hr	
4.	Respond to attack	1 hr	30 min
5.	AAR	1 hr	
6.	Reorganize defenses		30 min
7.	Break contact		30 min
8.	Hand over the fight to MP units or a Tactical Combat Force	1 hr	
9.	AAR	1 hr	
10.	Perform displacement		30 min
11.	Conduct ADC activities	1 hr	30 min
12.	Conduct final AAR	1 hr	
Total Time: 10 hrs 40 min			
NOTE: Events will be trained to standard, not time limitations. The time required to train an event will vary based on METT-TC factors and the training proficiency of the unit. Estimated times are for planning purposes only.			

## 5. General Situation.

- a. The GMC has established its defensive positions as part of a base cluster and has received notification of a Level II/III attack. The OPFOR has infiltrated or air dropped a platoon size or larger force into the unit support area. OPFOR will attempt to destroy or disrupt the flow of supplies and materiel to the

ASB, Aviation Brigade, and Cavalry Squadron. Key targets include command and control and sustainment resources within the DSA/ASA, as well as interdiction of the MSR.

- b. The ASB TSOP and OPORD with rear operations annex and unit TSOP are available.
- c. The unit defenses have been established.
- d. Rear operations communications systems have been established.
- e. This exercise is conducted under all environmental conditions.
- f. The OPFOR has the potential to conduct ground, air, and NBC warfare.

**6. FRAGO.** The commander issues the following FRAGO:

"Enemy ground forces are in the support area. A Level II/III attack is imminent and Ground Maintenance Company is a prime target. Cease maintenance support operations and prepare for threat engagement. Execute the Ground Maintenance Company base defense plan immediately. Report all contact with enemy forces immediately. Further information will be disseminated as threat develops."

**7. Support Requirements.**

- a. Minimum Trainer/OCs. This exercise should be conducted with the unit commander as the trainer and primary OC. A minimum of three OCs is required.
- b. Opposing Force:
  - (1) The OPFOR should not be more than platoon (+) size with crew-served weapons. The OPFOR should have specific missions and be controlled when used.
  - (2) Miles can be used, or the OC can assess damage to equipment and personnel casualties.
- c. Vehicles and Communications. Vehicles and communications equipment organic to the unit are used. When an OPFOR is employed, a vehicle and radio are needed for the OC.



d. Maneuver Area. Depending upon the LTA, it is desirable to have an adequate training area of at least 1.5 by 1.5 kilometers.

e. Master Incident List. During the STX, the MIL is essential to provide input to drive unit actions. MIL items should be inputted using MTS, analog, and digital communication.

f. Consolidated Support Requirements. Table 4-18 shows the suggested support requirements for this STX.

**Table 4-18. Consolidated support requirements for STX 63-2-E0025, Defend Assigned Area**

<u>AMMUNITION</u>	<u>QUANTITY</u>
5.56 mm SAW (Blank)	300 rds/wpn
5.56 mm SAW (Blank)	600 rds/wpn OPFOR
5.56 mm (Blank)	150 rds/wpn
5.56 mm (Blank)	300 rds/wpn OPFOR
40 mm (Blank)	300 rds/wpn
.50 Cal (Blank)	400 rounds/wpn
9 mm (Blank)	30 rounds/wpn
Blank adapter	1 set/wpn
<u>MILES</u>	1 set/wpn
Smoke grenades	4 per OPFOR
Smoke grenades	4 ea per platoon/section
Simulators, booby trap	4 per unit
Claymore Mine (tng)	4-6 per unit
Simulators, hand grenades	4 per OPFOR
<u>ATWESS</u>	1 per LAW
Claymore Mine (tng)	2 per OPFOR
Simulators, arty	2 per trainer/evaluator
Simulators, arty	2 ea OPFOR
<u>FUEL</u>	
Use known historical data or Operations Logistics Planner (OPLOGPLN) software. Multiply the pieces of equipment times the amount of fuel per mile (or hour), times the tentative operating mileage (or hours).	
<u>NBC EQUIPMENT</u>	
TOE equipment is used.	

**Table 4-18. Consolidated support requirements for STX 63-2-E0025,  
Defend Assigned Area (continued)**

**EQUIPMENT**

All organic equipment, to include authorized TOE and CTA, is used. Rail and aircraft loads are simulations.

**OTHER**

Meals	3 per individual per day
War Wound Mouflage Set	1 each
Aircraft for simulated air attack	1 each
Fire Marker Control System	(When available)

NOTE: The consolidated support requirements outlined for this STX are intended as suggestions only. The actual firing of blank ammunition is not necessary to train this STX. However, local policies or constraints may not allow for providing the items.

8. **T&EO Sequence.** Table 4-19 lists the T&EOs for this STX.

**Table 4-19. T&EOs from Chapter 5 to use in evaluating STX 63-2-E0025,  
Defend Assigned Area**

<b>Task</b>	<b>Task Number</b>	<b>Page</b>
Plan Unit Defense (Digitized)	63-2-4010	5-302
Employ Operational Security Measures (Digitized)	63-2-4016	5-147
Maintain Communications (Digitized)	63-2-4017	5-308
Prepare Unit for Level II/III Threat (Digitized)	63-2-4022	5-164
Conduct Hasty Displacement (Digitized)	63-2-4023	5-166
Defend Unit Area (Digitized)	63-2-4024	5-169
Perform Withdrawal Under Fire (Digitized)	63-2-4025	5-173
Reorganize Unit Defense (Digitized)	63-2-4026	5-176
Execute Battle Handover (Digitized)	63-2-4027	5-179
Perform Area Damage Control Functions (Digitized)	63-2-4028	5-226
Combat Battlefield Stress (Digitized)	63-2-4303	5-240
Process Enemy Prisoners of War (Digitized)	63-2-4304	5-243

**Table 4-19. T&EOs from Chapter 5 to use in evaluating STX 63-2-E0025, Defend Assigned Area (continued)**

<b>Task</b>	<b>Task Number</b>	<b>Page</b>
Process Captured Documents and Equipment (Digitized)	63-2-4305	5-246
Employ Physical Security Measures (Digitized)	63-2-4306	5-193
Use Passive Air Defense Measures (Digitized)	63-2-4307	5-197
Take Active Air Defense Measures Against Hostile Aircraft (Digitized)	63-2-4308	5-117
Transport Casualties (Digitized)	63-2-4316	5-21
Perform Risk Management Procedures (Digitized)	63-2-4326	5-255
Perform Unit Mortuary Affairs Operations (Digitized)	63-2-4513	5-262
Treat Casualties (Digitized)	63-2-4517	5-276
Destroy Supplies and Equipment (Digitized)	63-2-4522	5-280

**GROUND MAINTENANCE COMPANY, AVIATION SUPPORT BATTALION  
SITUATIONAL TRAINING EXERCISE  
REDEPLOY UNIT TO HOME STATION  
STX 63-2-E0026**

**1. Objective.** This STX trains the unit in redeployment from a theater of operations to home station or a mobilization site. This STX also provides the commander and key leaders with practice in controlling and coordinating unit redeployment activities. The unit must become proficient in planning and preparing the unit for redeployment operations.

**2. Interface.**

a. This STX supports the unit FTX - Provide Ground Maintenance Support.

b. This STX supports the ASB STX - Redeploy Unit to Home Station.

**3. Training.**

a. Leader Training.

(1) This STX can be used to plan and implement redeployment (land, sea, or air) of the unit as a part of an FTX.

(2) During classroom activities, the use of the TSOP; the responsibilities and procedures outlined in FMs 55-9, 55-10, and 100-17-series; and ARs 700-84 and 750-1 should be discussed. The T&EOs listed in this STX should also be reviewed.

(3) The leader should use a map of the area where the STX is to be conducted and a sand table model to match the actual terrain, if possible.

(4) CPX, CFX, and TEWTs provide ground training for leaders when the actual location of the STX is used.

(5) Simulations and games teach leaders as part of a continuing officer and NCO development program.

(6) Tips for leader training.

(a) Leaders should familiarize themselves with the procedures for planning and executing redeployment operations.

(b) Leaders should conduct a personal reconnaissance of the training area where redeployment activities will take place.

(c) Leaders should review the unit and higher echelon redeployment SOPs and OPORD.

b. Tips for Training.

(1) After the unit has demonstrated proficiency in the tasks in Table 4-20, this STX can be trained under several options.

(a) Inclement weather.

(b) Multiple redeployment increments.

(c) Different modes of transportation.

(d) Day or night.

(2) The unit must become proficient in the basics of planning, coordinating, and executing redeployment before attempting more complex options.

(3) After proficiency in this STX is reached, the unit sustains proficiency by executing this STX as part of an FTX.

#### 4. Training Enhancers.

a. The commander, in coordination with commander, ASB secures redeployment SOPs and reviews redeployment outload plans.

b. UMO updates unit redeployment plans in coordination with unit leaders.

c. The ASB S2/S3 provides unit with the redeployment sequence.

d. Unless otherwise approved by the chief OC, all reports and recommendations should be provided in hard copy to the senior trainer for evaluation.

e. This exercise begins with receipt of a redeployment warning order and ends upon completion of redeployment activities at home station or mobilization site. AARs are conducted as shown in Table 4-20. This table includes a suggested scenario.

**Table 4-20. Ground Maintenance Company, Aviation Support Battalion  
STX 63-2-E0026, Redeploy Unit to Home Station**

<u>SEQUENCE</u>	<u>EVENT</u>	<u>ESTIMATED TIME</u>	
1.	Receive warning order		10 min
2.	Reconstitute the unit		40 min
3.	Perform administrative and personnel activities	1 hr	
4.	Establish local security		20 min
5.	Brief key personnel		30 min
6.	Update movement, redeployment, and marshaling area plans	2 hrs	40 min
7.	Turn in excess sustainment stocks	2 hrs	
8.	AAR		50 min
9.	Assemble redeployment teams		30 min
10.	Identify redeployment TAA/RAA support locations and responsibilities		20 min
11.	Inspect vehicles and unit equipment	1 hr	30 min
12.	Conduct showdown inspections and equipment cleaning	1 hr	30 min
13.	Undergo SRP processing	2 hrs	
14.	Prepare vehicles and equipment	4 hrs	15 min
15.	Load vehicles and equipment	3 hrs	
16.	AAR	1 hr	
17.	Receive movement order		30 min
18.	Conduct non tactical road march	1 hr	
19.	Arrive at APOE/SPOE		10 min
20.	Perform staging activities	1 hr	
21.	Perform embarkation activities	2 hrs	
22.	AAR	1 hr	
23.	Arrive at APOD/SPOD		30 min
24.	Perform debarkation activities	2 hrs	
25.	Perform staging area activities	1 hr	
26.	AAR	1 hr	

**Table 4-20. Ground Maintenance Company, Aviation Support Battalion  
STX 63-2-E0026, Redeploy Unit to Home Station (continued)**

<u>SEQUENCE</u>	<u>EVENT</u>	<u>ESTIMATED TIME</u>
27.	Receive movement order	30 min
28.	Conduct nontactical road march	1 hr
29.	Arrive Home Station	1 hr
30.	Final AAR	2 hrs

Total Time 36 hrs 55 min

NOTE: Events will be trained to standard, not time limitations. The time required to train an event will vary based on METT-TC factors and the training proficiency of the unit.

## 5. General Situation.

a. The GMC is forward deployed in a theater of operations. Hostilities have ceased. The unit is to be redeployed to CONUS home station. The unit is under the command and control of the ASB.

b. Platoon and section leaders provide personnel and equipment status reports.

c. The HQ, ASB, DISCOM, and theater logistics elements provide required redeployment support.

d. This exercise is conducted in all environmental conditions.

## 6. FRAGO. The unit commander issues the following FRAGO:

"We will begin redeployment operations immediately. We must be prepared to continue to support the ASB and Cavalry Squadron through their redeployment. Platoon Leaders prepare your personnel for redeployment to CONUS by air. Prepare equipment to redeploy by sea. I want 100% personnel and equipment accountability. Maintenance Control Office will coordinate all redeployment activities as well as any maintenance requirements generated by our supported units. Come up on the net using FBCB2 when your Sections and Platoons are ready. Be prepared to brief me at ----- hours on your plan and the status of personnel, equipment, and the status of supported unit equipment remaining in our maintenance facilities. Report back to me when your sections have completed preparation for redeployment.

Alternate Route A will be used for moving to TAA/RAA located at -----  
(grid coordinates). Prepare to move out within -----hours."

**7. Support Requirements.**

- a. Minimum Trainer and OCs. This exercise should be conducted with the unit commander as the trainer and primary OC. A minimum of two OCs is required.
- b. Opposing Force. None.
- c. Vehicles and Communications. Vehicles and communications equipment organic to the unit are used.
- d. Maneuver Area. A road network is required that allows a road march of at least 20 kilometers.
- e. Master Incident List. During this STX, the MIL is essential to provide input to drive unit actions. MIL items should be inputted using MTS, analog, and digital communication.
- f. Consolidated Support Requirements. Table 4-21 shows the suggested support requirements for this STX.

<b>Table 4-21. Consolidated support requirements for STX 63-2-E0026, Redeploy Unit to Home Station</b>	
<b><u>AMMUNITION</u></b>	NONE
<b><u>EQUIPMENT</u></b>	
All organic equipment, to include authorized TOE and CTA, is used. Rail and aircraft loads are simulations.	
<b><u>FUEL</u></b>	
Use known historical data or Operation Logistics Planner (OPLOGPLN) software. Multiply the pieces of equipment times the amount of fuel per mile (or hour), times the tentative operating mileage (or hours).	
<b><u>NBC EQUIPMENT</u></b>	NONE
<b><u>RATIONS</u></b>	Based on ration cycle



**Table 4-21. Consolidated support requirements for STX 63-2-E0026, Redeploy Unit to Home Station (continued)**

NOTE: The consolidated support requirements outlined for this STX are intended as suggestions. Local policies or constraints may not allow for providing the items.

8. **T&EO Sequence.** Table 4-22 lists the T&EOs for this STX.

**Table 4-22. T&EOs from Chapter 5 to use in evaluating STX 63-2-E0026, Redeploy Unit to Home Station**

<b>Task</b>	<b>Task Number</b>	<b>Page</b>
Prepare Unit to Move (Digitized)	63-2-4002	5-7
Conduct Tactical Road March (Digitized)	63-2-4003	5-12
Employ Operations Security Measures (Digitized)	63-2-4016	5-147
Maintain Communications (Digitized)	63-2-4017	5-308
Combat Battlefield Stress (Digitized)	63-2-4303	5-240
Employ Physical Security Measures (Digitized)	63-2-4306	5-193
Perform Risk Management Procedures (Digitized)	63-2-4326	5-255
Prepare Unit for Nontactical Move	63-2-8007	5-43
Conduct Nontactical Road March	63-2-8008	5-47
Perform Redeployment Personnel and Administrative Actions	63-2-8014	5-71
Perform Redeployment Training Activities	63-2-8015	5-74
Perform Redeployment Supply Activities	63-2-8016	5-76
Perform Redeployment Maintenance Activities	63-2-8017	5-79
Prepare Vehicles and Equipment for Redeployment	63-2-8018	5-83
Perform Sea Port of Embarkation Activities for Redeployment	63-2-8019	5-90
Perform Aerial Port of Embarkation Activities for Redeployment	63-2-8020	5-96
Perform Aerial Port of Debarkation Activities for Redeployment	63-2-8021	5-100
Perform Home Station Activities	63-2-8022	5-103
Perform Sea Port of Debarkation Activities for Redeployment	63-2-8023	5-106
Perform Demobilization Station Activities	63-2-8024	5-109
Plan Unit Redeployment	63-2-8029	5-324

## Chapter 5

### Training and Evaluation Outlines

**5-1. INTRODUCTION.** This chapter contains the training and evaluation outlines for the unit. T&EOs are the foundation of the MTP and the collective training of the units. T&EOs are training objectives (task, conditions, and standards) for the collective tasks which support critical wartime operations. The unit must master designated collective tasks to perform its critical wartime operations. T&EOs may be trained separately, in an STX, in an FTX, or in live-fire exercises. For collective live-fire standards, the trainer needs to refer to the applicable gunnery manual for the appropriate course of fire. Those standards and courses of fire need to be integrated into the training exercise.

**5-2. STRUCTURE.** The T&EOs in this chapter are listed in Table 5-1. The Mission-to-Collective Task Matrix in Chapter 2 lists the T&EOs required to train the critical wartime missions according to their specific BOS.

**5-3. FORMAT.** The T&EOs are prepared for every collective task that supports critical wartime operation accomplishment. Each T&EO contains the following items:

- a. Element. This identifies the unit or unit element(s) that performs the task.
- b. Task. This is a description of the action to be performed by the unit, and provides the task number.
- c. References. These are in parenthesis following the task number. The reference which contains the most information (primary reference) about the task is listed first and underlined. If there is only one reference it is not underlined.
- d. Iteration. Used to identify how many times the task is performed and evaluated during training. The "M" identifies when the task is performed in MOPP4.
- e. Commander/Leader Assessment. This is used by the unit leadership to assess the proficiency of the unit in performing the task to standard. Assessments are subjective in nature and use all available evaluation data and submit leader input to develop an assessment of the organization's overall capability to accomplish the task. Use the following ratings:

(1) T - Trained. The unit is trained and has demonstrated its proficiency in accomplishing the task to wartime standards.

(2) P - Needs practice. The unit needs to practice the task. Performance has demonstrated that the unit does not achieve standard without some difficulty or has failed to perform some task steps to standard.

(3) U - Untrained. The unit can not demonstrate an ability to achieve wartime proficiency.

f. Condition. A statement of the situation or environment in which the unit is to do the collective task.

g. Task Standard.

(1) The task standard states the performance criteria that a unit must achieve to successfully execute the task. This overall standard should be the focus of training. It should be understood by every soldier.

(2) The trainer or evaluator determines the unit's training status using performance observation measurements (where applicable) and his judgment. The unit must be evaluated in the context of the METT-TC conditions. These conditions should be as similar as possible for all evaluated elements. This will establish a common base line for unit performance.

h. Task Steps and Performance Measures. This is a listing of actions that is required to complete the task. These actions are stated in terms of observable performance for evaluating training proficiency. The task steps are arranged sequentially along with supporting individual tasks and their reference. Leader tasks within each T&EO are indicated by an asterisk (\*). Under each task step are listed the performance measures that must be accomplished to correctly perform the task step. If the unit fails to correctly perform one of these task steps to standard, it has failed to achieve the overall task standard.

i. GO/NO-GO Column. This column is provided for annotating the platoon's performance of the task steps. Evaluate each performance measure for a task step and place an "X" in the appropriate column. A major portion of the performance measures must be marked a "GO" for the task step to be successfully performed.

j. Task Performance/Evaluation Summary Block. This block provides the trainer a means of recording the total number of task steps and performance measures evaluated and those evaluated as "GO". It also provides the evaluator a

means to rate the units demonstrated performance as a "GO" or "NO-GO". It also provides the leader with a historical record for five training iterations.

k. Supporting Individual Tasks. This is a listing of all supporting individual tasks required to correctly perform the task. Listed are the reference, task number, and task title.

l. OPFOR Standards. These standards specify overall OPFOR performance for each collective task. These standards ensure that OPFOR soldiers accomplish meaningful training and force the training unit to perform its task to standard or "lose" to the OPFOR. The OPFOR standards specify what must be accomplished -- not how it must be accomplished. The OPFOR must always attain its task standards, using tactics consistent with the type of enemy they are portraying.

5-4. USE. The T&EOs can be used to train or evaluate a single task. Several T&EOs can be used to train or evaluate a group of tasks such as an STX or FTX.

**Maneuver**

- PREPARE UNIT TO MOVE (DIGITIZED) (63-2-4002)..... 5-7
- CONDUCT TACTICAL ROAD MARCH (DIGITIZED) (63-2-4003)..... 5-12
- PERFORM ADVANCE/QUARTERING PARTY ACTIVITIES (DIGITIZED) (63-2-4008) ..... 5-17
- PERFORM DEPLOYMENT ALERT ACTIVITIES (63-2-8001)..... 5-22
- PERFORM PERSONNEL AND ADMINISTRATIVE PREDEPLOYMENT ACTIVITIES (63-2-8002)..... 5-25
- PERFORM PREDEPLOYMENT TRAINING ACTIVITIES (63-2-8003)..... 5-28
- PERFORM PREDEPLOYMENT SUPPLY ACTIVITIES (63-2-8004) ..... 5-30
- PERFORM PREDEPLOYMENT MAINTENANCE ACTIVITIES (63-2-8005) ..... 5-33
- PREPARE VEHICLES AND EQUIPMENT FOR DEPLOYMENT (63-2-8006) ..... 5-37
- PREPARE UNIT FOR NONTACTICAL MOVE (63-2-8007)..... 5-43
- CONDUCT NONTACTICAL ROAD MARCH (63-2-8008) ..... 5-47
- PERFORM SEA PORT OF EMBARKATION ACTIVITIES FOR DEPLOYMENT (63-2-8009)..... 5-51
- PERFORM AERIAL PORT OF EMBARKATION ACTIVITIES FOR DEPLOYMENT (63-2-8010)..... 5-56
- PERFORM AERIAL PORT OF DEBARKATION ACTIVITIES FOR DEPLOYMENT (63-2-8011)..... 5-60
- PERFORM SEA PORT OF DEBARKATION ACTIVITIES FOR DEPLOYMENT (63-2-8012)..... 5-63
- PREPARE EQUIPMENT RECEPTION TEAM FOR TACTICAL ROAD MARCH (63-2-8013) ..... 5-67

PERFORM REDEPLOYMENT PERSONNEL AND ADMINISTRATIVE ACTIONS (63-2-8014).....	5-71
PERFORM REDEPLOYMENT TRAINING ACTIVITIES (63-2-8015) .....	5-74
PERFORM REDEPLOYMENT SUPPLY ACTIVITIES (63-2-8016).....	5-76
PERFORM REDEPLOYMENT MAINTENANCE ACTIVITIES (63-2-8017) .....	5-79
PREPARE VEHICLES AND EQUIPMENT FOR REDEPLOYMENT (63-2-8018).....	5-83
PERFORM SEA PORT OF EMBARKATION ACTIVITIES FOR REDEPLOYMENT (63-2-8019).....	5-90
PERFORM AERIAL PORT OF EMBARKATION ACTIVITIES FOR REDEPLOYMENT (63-2-8020).....	5-96
PERFORM AERIAL PORT OF DEBARKATION ACTIVITIES FOR REDEPLOYMENT (63-2-8021).....	5-100
PERFORM HOME STATION ACTIVITIES (63-2-8022).....	5-103
PERFORM SEA PORT OF DEBARKATION ACTIVITIES FOR REDEPLOYMENT (63-2-8023).....	5-106
PERFORM DEMOBILIZATION STATION ACTIVITIES (63-2-8024).....	5-109
CONDUCT INTEGRATION ACTIVITIES (63-2-8025) .....	5-112
CONDUCT STAGING ACTIVITIES (63-2-8026).....	5-114

**Fire Support**

TAKE ACTIVE AIR DEFENSE MEASURES AGAINST HOSTILE AIRCRAFT (DIGITIZED) (63-2-4308) .....	5-117
---	-------

**Mobility and Survivability**

CROSS A RADIOLOGICALLY CONTAMINATED AREA (DIGITIZED) (63-2-4005) .....	5-120
DEFEND CONVOY ELEMENTS (DIGITIZED) (63-2-4006) .....	5-128
OCCUPY NEW OPERATING SITE (DIGITIZED) (63-2-4009) .....	5-135
SET UP UNIT DEFENSE (DIGITIZED) (63-2-4011) .....	5-138
PREPARE UNIT FOR NUCLEAR, BIOLOGICAL, AND CHEMICAL CONDITIONS (DIGITIZED) (63-2-4013).....	5-143
EMPLOY OPERATIONS SECURITY MEASURES (DIGITIZED) (63-2-4016) .....	5-147
PERFORM OPERATIONAL DECONTAMINATION (DIGITIZED) (63-2-4018).....	5-152
PERFORM THOROUGH DECONTAMINATION (DIGITIZED) (63-2-4019) .....	5-154
RESPOND TO THE INITIAL EFFECTS OF A NUCLEAR ATTACK (DIGITIZED) (63-2-4020) .....	5-157
DEFEND AGAINST A LEVEL I ATTACK (DIGITIZED) (63-2-4021).....	5-160
PREPARE UNIT FOR LEVEL II/III THREAT (DIGITIZED) (63-2-4022) ..	5-164
CONDUCT HASTY DISPLACEMENT (DIGITIZED) (63-2-4023) .....	5-166
DEFEND UNIT AREA (DIGITIZED) (63-2-4024) .....	5-169
PERFORM WITHDRAWAL UNDER FIRE (DIGITIZED) (63-2-4025) .....	5-173

REORGANIZE UNIT DEFENSE (DIGITIZED) (63-2-4026).....	5-176
EXECUTE BATTLE HANDOVER (DIGITIZED) (63-2-4027).....	5-179
PREPARE UNIT FOR A CHEMICAL ATTACK (DIGITIZED) (63-2-4202) .....	5-182
PERFORM RADIOLOGICAL DECONTAMINATION (DIGITIZED) (63-2-4207).....	5-185
CROSS A CHEMICALLY CONTAMINATED AREA (DIGITIZED) (63-2-4226) .....	5-188
EMPLOY PHYSICAL SECURITY MEASURES (DIGITIZED) (63-2-4306) .....	5-193
USE PASSIVE AIR DEFENSE MEASURES (DIGITIZED) (63-2-4307).....	5-197
PREPARE FOR A FRIENDLY NUCLEAR STRIKE (DIGITIZED) (63-2-4327) .....	5-200
RESPOND TO THE RESIDUAL EFFECTS OF A NUCLEAR ATTACK (DIGITIZED) (63-2-4328) .....	5-203
RESPOND TO A CHEMICAL ATTACK (DIGITIZED) (63-2-4334).....	5-206
SET UP UNIT HEADQUARTERS AND BIVOUAC AREAS (DIGITIZED) (63-2-4518) .....	5-211
SET UP BATTALION MAINTENANCE PLATOON HEADQUARTERS AND SECTIONS (DIGITIZED) (63-2-4542).....	5-214
SET UP DIRECT SUPPORT MAINTENANCE PLATOON HEADQUARTERS AND SECTIONS (DIGITIZED) (63-2-4543) .....	5-217

### **Combat Service Support**

PROVIDE PERSONNEL AND ADMINISTRATIVE SUPPORT (DIGITIZED) (63-2-4015) .....	5-222
PERFORM AREA DAMAGE CONTROL FUNCTIONS (DIGITIZED) (63-2-4028) .....	5-226
PERFORM REPAIR TEAM FUNCTIONS (DIGITIZED) (63-2-4053) .....	5-229
PERFORM RECOVERY OPERATIONS (DIGITIZED) (63-2-4071) .....	5-233
PROVIDE ALLIED TRADES AND LIFT SERVICES (DIGITIZED) (63-2-4073).....	5-237
COMBAT BATTLEFIELD STRESS (DIGITIZED) (63-2-4303) .....	5-240
PROCESS ENEMY PRISONERS OF WAR (DIGITIZED) (63-2-4304) .....	5-243
PROCESS CAPTURED DOCUMENTS AND EQUIPMENT (DIGITIZED) (63-2-4305) .....	5-246
PERFORM FIELD SANITATION FUNCTIONS (DIGITIZED) (63-2-4315) .....	5-248
TRANSPORT CASUALTIES (DIGITIZED) (63-2-4316).....	5-251
PERFORM RISK MANAGEMENT PROCEDURES (DIGITIZED) (63-2-4326) .....	5-255
PERFORM MAINTENANCE CONTROL FUNCTIONS (DIGITIZED) (63-2-4506) .....	5-258
PERFORM UNIT MORTUARY AFFAIRS OPERATIONS (DIGITIZED) (63-2-4513) .....	5-262

RECEIVE RESUPPLY BY AIRDROP (DIGITIZED) (63-2-4514) .....	5-266
PROVIDE UNIT SUPPLY SUPPORT (DIGITIZED) (63-2-4515) .....	5-269
RECEIVE EXTERNAL SLING LOAD RESUPPLY (DIGITIZED) (63-2-4516) .....	5-272
TREAT CASUALTIES (DIGITIZED) (63-2-4517) .....	5-276
DESTROY SUPPLIES AND EQUIPMENT (DIGITIZED) (63-2-4522) .....	5-280
SUPERVISE BATTALION MAINTENANCE PLATOON OPERATIONS (DIGITIZED) (63-2-4544) .....	5-284
SUPERVISE DIRECT SUPPORT MAINTENANCE PLATOON OPERATIONS (DIGITIZED) (63-2-4545) .....	5-287
CONDUCT DS MAINTENANCE OPERATIONS (DIGITIZED) (63-2-4555) .....	5-290
CONDUCT UNIT-LEVEL MAINTENANCE OPERATIONS (DIGITIZED) (63-2-4564) .....	5-293
<b>Command and Control</b>	
PLAN UNIT MOVE (DIGITIZED) (63-2-4001) .....	5-296
PLAN OCCUPATION OF NEW AREA OF OPERATIONS (DIGITIZED) (63-2-4007) .....	5-299
PLAN UNIT DEFENSE (DIGITIZED) (63-2-4010) .....	5-302
PLAN AREA DAMAGE CONTROL OPERATIONS (DIGITIZED) (63-2-4014) .....	5-306
MAINTAIN COMMUNICATIONS (DIGITIZED) (63-2-4017) .....	5-308
ESTABLISH COMMUNICATIONS (DIGITIZED) (63-2-4040) .....	5-313
PLAN UNIT MOBILIZATION IN A PEACETIME ENVIRONMENT (63-2-8027) .....	5-316
PLAN UNIT DEPLOYMENT ACTIVITIES UPON RECEIPT OF A WARNING ORDER (63-2-8028) .....	5-320
PLAN UNIT REDEPLOYMENT (63-2-8029) .....	5-324

**Figure 5-1. List of T&EOs**

**ELEMENT: COMPANY**

**TASK: PREPARE UNIT TO MOVE (DIGITIZED) (63-2-4002)**  
 (FM 55-30) (FM 21-26) (FM 3-5)  
 (FM 63-20-1) (FM 63-2-2) (FM 7-20)

**ITERATION:** 1 2 3 4 5 M (Circle)  
**COMMANDER/LEADER ASSESSMENT:** T P U (Circle)

**CONDITIONS:** The unit has analog and digital communications with higher HQ. The higher HQ OPORD with all annexes and overlays has been forwarded to the unit commander's digital device. The unit and higher HQ TSOPs are available. The displacement plan is completed and unit leaders brief soldiers on the plan. Movement can occur in a field or MOUT environment. Higher HQ staff element has selected tentative routes of march and has tasked the unit for a reconnaissance party to reconnoiter a tentative route. Area reconnaissance has been accomplished by higher HQ staff element. Higher HQ staff element designates the route for the unit move. Higher HQ staff element and unit commander briefs the reconnaissance team. The convoy, serial, and march commanders have been designated, as appropriate. The unit's displacement plan has been issued. Strip maps are provided by the higher HQ staff element. Load plans are available. Advance/Quartering Party is dispatched prior to completion of this task. SOI/SSI is available. This task is conducted under all environmental conditions, both day and night. The unit is subject to air, NBC, and ground Level I threat forces attack. Some iterations of this task should be performed in MOPP4.

**TASK STANDARDS:** Unit is ready to cross SP NLT time prescribed in movement order. At MOPP4, performance degradation factors increase movement preparation time.

TASK STEPS AND PERFORMANCE MEASURES	GO	NO-GO
1. Reconnaissance Party conducts route reconnaissance. (STP 21-24-SMCT: 071-326-5805, 071-331-0820, STP 21-II-MQS: 04-3303.02-0039, 04-3303.02-0040, STP 21-I-MQS: 04-3302.01-0003, 04-3303.01-0019, 04-3306.01-0008, 04-3303.02-0037) a. Wears or carries designated uniform and equipment IAW TSOP and higher HQ guidance. b. Activates the Automatic Chemical Alarm(s) System on lead vehicle, if available. c. Positions chemical detector paper where it can be observed at all times.		



TASK STEPS AND PERFORMANCE MEASURES	GO	NO-GO
<ul style="list-style-type: none"> <li>d. Positions dosimeters where they can be constantly monitored.</li> <li>e. Verifies analog/digital map information along route(s) for accuracy.</li> <li>f. Lists capacities of all bridges and underpasses.</li> <li>g. Identifies locations of all culverts, ferries, fording areas, steep grades, and possible ambush sites.</li> <li>h. Prepares overlay depicting route, obstructions, and key natural and man-made features using FBCB2.</li> <li>i. Computes travel time and distance from a proposed SP to RP.</li> <li>j. Debriefs higher HQ staff element and unit commander upon return.</li> </ul> <p>2. Unit prepares vehicles and equipment.</p> <ul style="list-style-type: none"> <li>a. Performs before-operations PMCS on all vehicles and equipment.</li> <li>b. Corrects all vehicle and equipment discrepancies within the operator's capabilities IAW applicable TM.</li> <li>c. Reports all deficiencies beyond operator's capability to immediate supervisor.</li> <li>d. Removes all unit identification markings on vehicles.</li> <li>e. Covers all reflective surfaces of all vehicles or cargo with available materials.</li> <li>f. Hardens all vehicles using sandbags and/or other authorized materials.</li> <li>g. Places antennas at lowest height.</li> <li>h. Turns radio volume and squelch to lowest operational setting consistent with operational requirements.</li> <li>i. Sets squelch setting "on" and call-light "off" when operating at night.</li> <li>j. Verifies FBCB2 and MTS are functioning properly.</li> </ul> <p>3. Unit dismantles current operating site.</p> <ul style="list-style-type: none"> <li>a. Strikes tentage and camouflage nets IAW applicable TMs and within time specified in the displacement plan.</li> <li>b. Loads all designated equipment IAW unit load plans and within time specified in the displacement plan.</li> <li>c. Disguises all critical equipment and supplies with tarpaulins or any other authorized covering.</li> <li>d. Dismantles wire communications, antennas, generators, and power cables within time specified in the displacement plan.</li> <li>e. Removes all signs of area occupation.</li> </ul>		

TASK STEPS AND PERFORMANCE MEASURES	GO	NO-GO
<p>f. Positions all stay-behind party vehicles and equipment in areas that provide cover and do not impede departure of main body vehicles.</p> <p>g. Dispatches advance/quartering party NLT time specified in movement order.</p> <p>* 4. Convoy commander and leaders organize convoy. (STP 21-I-MQS: 01-7300.75-0500)</p> <p>a. Assign vehicle positions with the heavier, slower vehicles placed first.</p> <p>b. Assign FBCB2 equipped control vehicles without setting a pattern.</p> <p>c. Assign recovery vehicle(s) positions where they can move to disabled vehicles without disrupting convoy movement.</p> <p>d. Assign hardened vehicle(s) with crew-served weapons interspersed throughout the convoy.</p> <p>e. Assign passenger locations where all unit personnel have a position and semi-automatic and automatic weapons are alternated throughout the convoy to cover front, rear, and flanks.</p> <p>f. Assign soldiers to air guard duties with specific search sectors covering 360 degrees.</p> <p>g. Assign sufficient number of recovery vehicles and mechanics to trail party element.</p> <p>h. Provide vehicle position listing with location of all vehicles to the trail party leader.</p> <p>i. Open radio net(s) as specified in the movement order.</p> <p>* 5. Convoy, serial, or march commander and leaders conduct pre-movement inspections. (STP 21-I-MQS: 04-3304.01-0002)</p> <p>a. Inspect personnel and their equipment for compliance with commander's guidance, unit TSOP and higher HQ movement order.</p> <p>b. Inspect organizational equipment for accountability and serviceability.</p> <p>c. Inspect vehicles, trailers, and loads for serviceability, proper stowing, and security.</p> <p>d. Forward personnel and equipment status to unit HQ and higher HQ staff element using FBCB2.</p> <p>e. Verifies operability of FBCB2s.</p> <p>* 6. Convoy commander conducts briefings for convoy personnel.</p>		

TASK STEPS AND PERFORMANCE MEASURES	GO	NO-GO
<ul style="list-style-type: none"> <li>a. Provides strip maps to each vehicle driver.</li> <li>b. Briefs convoy chain of command.</li> <li>c. Briefs convoy route.</li> <li>d. Prescribes the rate of march and catch-up speeds.</li> <li>e. Briefs vehicle intervals.</li> <li>f. Identifies scheduled halts.</li> <li>g. Briefs safety, accident, and breakdown procedures.</li> <li>h. Briefs immediate action security measures.</li> <li>i. Briefs blackout condition procedures.</li> <li>j. Identifies location of medical support.</li> <li>k. Identifies location of maintenance support.</li> <li>l. Provides location and identification of destination.</li> <li>m. Briefs arm/hand signals.</li> <li>n. Briefs radio frequencies and call signs for control personnel, security force commander, fire support elements, reserve security elements, and medical transportation support.</li> </ul> <p>7. Unit prepares to cross SP.</p> <ul style="list-style-type: none"> <li>a. Maintains situational awareness using FBCB2.</li> <li>b. Positions all vehicles under overhead cover.</li> <li>c. Clears all individual and crew-served weapons.</li> <li>d. Posts air guards in positions designated by convoy commander.</li> <li>e. Posts security guards to maintain 360-degree surveillance.</li> <li>f. Forwards movement readiness report to higher HQ staff element using FBCB2.</li> </ul>		

TASK PERFORMANCE/EVALUATION SUMMARY BLOCK							
ITERATION	1	2	3	4	5	M	TOTAL
TOTAL TASK STEPS EVALUATED							
TOTAL TASK STEPS "GO"							
TRAINING STATUS "GO"/"NO-GO"							

"\*" Indicates a leader task step.

**SUPPORTING INDIVIDUAL TASKS**

<b>References</b>	<b>Task Number</b>	<b>Task Title</b>
STP 21-24-SMCT	071-326-5805	Conduct a Route Reconnaissance Mission
	071-331-0820	Analyze Terrain
STP 21-II-MQS	04-3303.02-0039	Plan and Execute a Route Fire Support
	04-3303.02-0040	Navigate with a Compass and Map
STP 21-I-MQS	04-3302.01-0003	Conduct a Reconnaissance
	04-3303.01-0019	Use a Map Overlay
	04-3304.01-0002	Conduct Inspection
	04-3306.01-0008	Analyze Terrain
	01-7300.75-0500	Plan Convoy Operations
	04-3303.02-0037	Navigate While Mounted

**OPFOR TASKS AND STANDARDS****NONE:**

**ELEMENT:** COMPANY

**TASK:** CONDUCT TACTICAL ROAD MARCH (DIGITIZED) (63-2-4003)

(FM 55-30)

(FM 3-3)

(FM 3-4)

(FM 3-5)

(FM 63-20-1)

**ITERATION:** 1 2 3 4 5 M (Circle)

**COMMANDER/LEADER ASSESSMENT:** T P U (Circle)

**CONDITIONS:** The unit has analog and digital communications with higher HQ. The higher HQ OPORD with all annexes and overlays with checkpoint, RP, and critical points has been forwarded to the unit commander's digital device. The unit and higher HQ TSOPs are available. Time specified in movement order to cross SP has arrived. All equipment is uploaded and vehicles are positioned for departure. The route of march is identified. Convoy operations may be performed during daylight or darkness, including blackout conditions. The convoy may go through an urban area. FBCB2, radio and visual signals are used for convoy column control. Column may conduct halts during movement. This task is performed under all environmental conditions, both day and night. The unit is subject to air, NBC, and ground Level I threat forces attack. Some iterations of this task should be performed in MOPP4.

**TASK STANDARDS:** SP, checkpoints, and RP are crossed at times specified in the movement order or times adjusted on the road movement table by higher HQ staff element. At MOPP4, performance degradation factors increase travel time.

TASK STEPS AND PERFORMANCE MEASURES	GO	NO-GO
<p>* 1. Convoy commander initiates convoy. (STP 21-II-MQS: O1-7200.75-0100)</p> <ul style="list-style-type: none"> <li>a. Maintains situational awareness at all times using FBCB2.</li> <li>b. Directs lead vehicle to cross SP at specified time.</li> <li>c. Verifies vehicles have crossed the SP.</li> <li>d. Forwards SP crossing report to higher HQ staff element when unit elements have crossed the SP using FBCB2, MTS, or radio.</li> </ul> <p>* 2. Convoy commander reports convoy information to higher HQ staff element using FBCB2, MTS, or radio.</p> <ul style="list-style-type: none"> <li>a. Forwards checkpoint(s) clearance report as checkpoints are crossed.</li> </ul>		

TASK STEPS AND PERFORMANCE MEASURES	GO	NO-GO
<p>b. Reports all ground sightings that conflict with maps and map overlays.</p> <p>c. Forwards en route NBC information.</p> <p>d. Reports all threat sightings using SALUTE format.</p> <p>e. Employs correct SOI/SSI codes in all transmissions.</p> <p>* 3. Convoy commander enforces march discipline using FBCB2, MTS, radio, or proper visual signals. (STP 21-II-MQS: O1-7200.75-0100)</p> <p>a. Maintains situational awareness at all times using FBCB2 and MTS.</p> <p>b. Assumes position(s) along march route that provides command presence at points of decision for reaction to changing tactical situation.</p> <p>c. Enforces all movement policies defined in the TSOP and movement order, with emphasis on formation, distances, speeds, passing procedures, and halts.</p> <p>d. Adjusts formation distances and speed consistent with NBC, terrain, and light conditions.</p> <p>e. Enforces security measures, with emphasis on air guards surveillance, manning of automatic weapons, and concealment of critical cargo.</p> <p>f. Communicates to unit leaders and operators by FBCB2, radio, MTS, or proper visual signals, any violations of march discipline, security procedures, or changes to current orders.</p> <p>g. Enforces COMSEC measures, including radio silence periods IAW the movement order and SOI/SSI.</p> <p>4. Unit employs march discipline.</p> <p>a. Maintains designated march speed specified in movement order or as prescribed by the convoy commander.</p> <p>b. Maintains proper vehicle interval as specified in movement order or as adjusted by the convoy commander.</p> <p>c. Adjusts formation distances and speed consistent with NBC, terrain, and light conditions.</p> <p>d. Dons eye protection goggles if driver or passenger is in a vehicle without cover or when windshield is lowered.</p> <p>e. Crosses all check points as scheduled.</p> <p>f. Reacts correctly to convoy commander's arm/hand signals or instructions by radio, MTS, or FBCB2.</p>		

TASK STEPS AND PERFORMANCE MEASURES	GO	NO-GO
<p>g. Maintains ground and air surveillance that covers 360 degrees until movement is completed.</p> <p>5. Unit conducts scheduled halt(s).</p> <ul style="list-style-type: none"> <li>a. Stops column at prescribed time and location.</li> <li>b. Moves vehicles off road to positions that provide overhead cover while maintaining the prescribed interval between vehicles.</li> <li>c. Occupies hasty defensive positions with 360-degree protective coverage (passengers).</li> <li>d. Reports scheduled halt to the battalion CP.</li> <li>e. Performs during-operation PMCS on vehicles (operators).</li> <li>f. Inspects vehicle loads for safety and security.</li> <li>g. Begins departure at specified time in the movement order.</li> <li>h. Reports resumption of march to higher HQ staff element.</li> </ul> <p>6. Unit conducts unscheduled halt(s).</p> <ul style="list-style-type: none"> <li>a. Alerts march column with prescribed arm/hand signal.</li> <li>b. Reports halt and circumstances immediately to higher HQ staff element by radio, MTS, or FBCB2.</li> <li>c. Moves vehicles off the road while maintaining the prescribed interval between vehicles.</li> <li>d. Occupies hasty fighting position with 360-degree protective coverage.</li> <li>e. Resumes march as soon as reason for halt is rectified.</li> <li>f. Reports resumption of march to higher HQ staff element.</li> </ul> <p>7. Trail party recovers disabled vehicle. (STP 21-II-MQS: 03-4995.90-0010)</p> <ul style="list-style-type: none"> <li>a. Posts guard to maintain surveillance until recovery operation is completed.</li> <li>b. Inspects disabled vehicle for repairability.</li> <li>c. Repairs disabled vehicle, when possible.</li> <li>d. Tows disabled vehicle to applicable maintenance facility.</li> <li>e. Reports vehicle status to convoy commander.</li> </ul> <p>8. Unit conducts a night convoy.</p> <ul style="list-style-type: none"> <li>a. Briefs drivers on night conditions.</li> <li>b. Provides visual adjustment period if march began during daylight.</li> </ul>		

<b>TASK STEPS AND PERFORMANCE MEASURES</b>	<b>GO</b>	<b>NO-GO</b>
<ul style="list-style-type: none"> <li>c. Prepares vehicles for blackout conditions IAW the TSOP.</li> <li>d. Maintains prescribed interval between vehicles.</li> <li>e. Wears night vision goggles (selected personnel).</li> <li>f. Wears regular eye protection goggles (all other personnel).</li> <li>g. Employs ground guides during poor visibility periods.</li> </ul> <p>9. Unit conducts convoy through an urban area.</p> <ul style="list-style-type: none"> <li>a. Verifies all weight, height, and width restrictions along route of march.</li> <li>b. Employs close column formation.</li> <li>c. Obeys traffic control directions unless escorted by military or HN police.</li> <li>d. Employs directional guides at all critical intersections.</li> </ul> <p>10. Convoy commander monitors unit crossing RP. (STP 21-II-MQS: O1-7200.75-0100)</p> <ul style="list-style-type: none"> <li>a. Verifies that lead vehicle has crossed RP at specified time.</li> <li>b. Verifies that vehicles that have crossed RP.</li> <li>c. Forwards SITREP to higher HQ staff element using FBCB2, MTS, or radio.</li> </ul>		

<b>TASK PERFORMANCE/EVALUATION SUMMARY BLOCK</b>							
<b>ITERATION</b>	<b>1</b>	<b>2</b>	<b>3</b>	<b>4</b>	<b>5</b>	<b>M</b>	<b>TOTAL</b>
TOTAL TASK STEPS EVALUATED							
TOTAL TASK STEPS "GO"							
TRAINING STATUS "GO"/"NO-GO"							

"\*" Indicates a leader task step.

### **SUPPORTING INDIVIDUAL TASKS**

<b>References</b>	<b>Task Number</b>	<b>Task Title</b>
STP 21-II-MQS	O1-7200.75-0100	Conduct Convoy Operations
	O3-4995.90-0010	Direct Vehicle and Equipment Recovery Operations



**OPFOR TASKS AND STANDARDS**

**NONE:**

**ELEMENT:** COMPANY

**TASK:** PERFORM ADVANCE/QUARTERING PARTY ACTIVITIES (DIGITIZED)  
(63-2-4008)

(FM 55-30)

(FM 63-20-1)

(FM 63-2-2)

**ITERATION:** 1 2 3 4 5 M (Circle)

**COMMANDER/LEADER ASSESSMENT:** T P U (Circle)

**CONDITIONS:** The unit has analog and digital communications with higher HQ. The higher HQ OPORD with all annexes and overlays has been forwarded to the unit commander's digital device. The unit and higher HQ TSOPs are available. Departure time for the advance/quarterming party has arrived. The party is prepared to depart the assembly area. MOPP2 has been designated. All essential information, such as route, order of march, and estimated arrival time of main body, has been provided by higher HQ staff element. The party leader has been issued tentative unit layout, hasty defense, and traffic plans. The advance/quarterming party possesses all required equipment. Sufficient guides, markers, and other equipment are available. Upon arrival at the new AO, the higher HQ advance/quarterming party leader assigns specific unit setup areas. Main body arrives before completion of this task. This task is conducted under all environmental conditions, both day and night. The unit is subject to air, NBC, and ground Level I threat forces attack. Some iterations of this task should be performed in MOPP4.

**TASK STANDARDS:** All preparation tasks are accomplished at the new operation site as directed by the higher HQ staff element and unit commander and the main body moves into position. At MOPP4, performance degradation factors increase execution times.

TASK STEPS AND PERFORMANCE MEASURES	GO	NO-GO
1. Advance/Quarterming Party moves to new operating site. <ul style="list-style-type: none"> <li>a. Wears uniform as prescribed by the higher HQ movement order and TSOP.</li> <li>b. Crosses SP, checkpoints, and RP as prescribed by movement order maintaining situational awareness using FBCB2, MTS, or radio.</li> <li>c. Follows prescribed route from old to new area maintaining situational awareness using FBCB2, MTS, or radio.</li> </ul>		

TASK STEPS AND PERFORMANCE MEASURES	GO	NO-GO
<p>d. Reports route changes and/or information to main body by messenger, route guides, route markers, other nonelectronic means, FBCB2, MTS, or radio.</p> <p>2. Advance/Quartermaster Party assists in securing the entire higher HQ area. (STP 21-24-SMCT: 031-503-3008)</p> <ul style="list-style-type: none"> <li>a. Assumes designated MOPP level before entering new area.</li> <li>b. Provides required number of personnel for initial security teams.</li> <li>c. Provides required personnel and equipment to conduct NBC surveys of assigned area.</li> </ul> <p>3. Advance/Quartermaster Party secures the unit's new AO. (STP 21-24-SMCT: 071-326-5705, STP 21-I-MQS: 04-1910.11-1001, 04-1910.11-1002)</p> <ul style="list-style-type: none"> <li>a. Places OPs on probable avenues of approach consistent with the available personnel.</li> <li>b. Parks vehicles and trailers in covered positions with mirrors turned toward the ground.</li> <li>c. Conducts NBC survey of the entire assigned unit area.</li> </ul> <p>NOTE: If survey team(s) monitor high levels of contamination, area should be evacuated immediately.</p> <ul style="list-style-type: none"> <li>d. Conducts sweep of unit area to locate all mines, booby traps, and other signs of threat presence.</li> </ul> <p>* 4. Advance/Quartermaster Party Leader supervises area preparation tasks. (STP 21-II-MQS: 01-1940.00-1001, STP 21-I-MQS: 04-3306.01-0008, 03-3711.12-0001)</p> <ul style="list-style-type: none"> <li>a. Conducts unit area site reconnaissance with subelement leaders, pointing out assigned areas and traffic circulation IAW layout and traffic plans.</li> <li>b. Verifies movement of subelements into their respective areas to ensure compliance with layout plan.</li> <li>c. Establishes internal communications system using runner until wire communications have been established.</li> <li>d. Enforces OPSEC measures during area preparation.</li> <li>e. Establishes unit area entrance and exit points with unit personnel as guards.</li> <li>f. Assigns to subelements the task of blocking all other possible entrance and exit points into the unit area.</li> <li>g. Enforces safety procedures.</li> </ul>		

TASK STEPS AND PERFORMANCE MEASURES	GO	NO-GO
<p>h. Enforces environmental stewardship procedures IAW FM 20-400 and TC 20-401.</p> <p>5. Advance/Quartermaster Party performs area preparation tasks. (STP 21-I-MQS: 04-1910.11-1001)</p> <ul style="list-style-type: none"> <li>a. Marks location of CP IAW the unit layout plan.</li> <li>b. Marks location of bivouac and administrative areas IAW the layout plan.</li> <li>c. Lays communication wire from CP to all subelements.</li> <li>d. Marks unit area traffic direction IAW the traffic plan.</li> <li>e. Erects required tentage at locations IAW the layout plan.</li> <li>f. Sets up radio antenna(s) in locations as required by the layout plan.</li> <li>g. Marks vehicle positions allowing maximum dispersion consistent with size of area and tactical situation.</li> <li>h. Marks subelements' defensive boundaries IAW the security plan.</li> <li>i. Erects barriers to block all unauthorized entrances and exits into and out of the CP area.</li> <li>j. Employs camouflage and concealment measures consistent with tactical situation.</li> <li>k. Employs noise and light discipline measures.</li> <li>l. Employs safety procedures.</li> <li>m. Employs environmental stewardship procedures IAW FM 20-400 and TC 20-401.</li> </ul> <p>6. Advance/Quartermaster Party prepares an urbanized area.</p> <ul style="list-style-type: none"> <li>a. Selects buildings within assigned area that provide maximum cover, concealment, and protection.</li> <li>b. Selects building for CP that provides a line of sight for antenna(s).</li> <li>c. Clears all assigned buildings of booby traps and any unnecessary items.</li> <li>d. Erects barriers to close off or channel personnel and vehicles into designated areas.</li> <li>e. Establishes OPs and defensive positions in upper stories of buildings.</li> <li>f. Employs safety procedures.</li> <li>g. Employ environmental stewardship procedures IAW FM 20-400 and TC 20-401.</li> </ul> <p>* 7. Advance/Quartermaster Party Leader supervises reception of main body.</p>		

TASK STEPS AND PERFORMANCE MEASURES	GO	NO-GO
a. Identifies guide pickup points using FBCB2, MTS, messenger, or radio. b. Briefs ground guides on moving main body into their respective areas with emphasis on OPSEC. c. Monitors subelement guides' activities to ensure compliance with guidance by party leader and the higher HQ and unit TSOP. d. Enforces counter-surveillance measures.  8. Advance/Quarterming Party performs guide functions. a. Guides elements into assigned positions without having vehicles stop in exposed areas. b. Employs prearranged signals IAW the higher HQ and unit TSOP. c. Parks one vehicle at a time during darkness or reduced visibility. d. Employs filtered flashlights during darkness or reduced visibility. e. Employs counter-surveillance measures during reception activities.		

TASK PERFORMANCE/EVALUATION SUMMARY BLOCK							
ITERATION	1	2	3	4	5	M	TOTAL
TOTAL TASK STEPS EVALUATED							
TOTAL TASK STEPS "GO"							
TRAINING STATUS "GO"/"NO-GO"							

"\*" Indicates a leader task step.

**SUPPORTING INDIVIDUAL TASKS**

References	Task Number	Task Title
STP 21-24-SMCT	031-503-3008	Implement Mission-Oriented Protective Posture
STP 21-II-MQS	071-326-5705	Establish an Observation Post
STP 21-I-MQS	01-1940.00-1001	Supervise Construction of Obstacles
	04-1910.11-1001	Camouflage Self, Individual Equipment, and Position
	04-1910.11-1002	Locate Mines by Probing
	04-3306.01-0008	Analyze Terrain

**SUPPORTING INDIVIDUAL TASKS**

**References**

<b>Task Number</b>	<b>Task Title</b>
O3-3711.12-0001	Implement Operations Security

**OPFOR TASKS AND STANDARDS**

**NONE:**

**ELEMENTS: COMPANY**

**TASK: PERFORM DEPLOYMENT ALERT ACTIVITIES (63-2-8001)**  
 (FM 100-17) (FM 55-65)

**ITERATION:** 1 2 3 4 5 M (Circle)

**COMMANDER/LEADER ASSESSMENT:** T P U (Circle)

**CONDITIONS:** The unit is at a normal state of deployment readiness and receives a warning order to prepare for overseas deployment. The CQ or 1SG has notified the commander. The unit Movement Plan, Recall Plan, Security Plan, unit and higher HQ access rosters, and current maps are available. The unit has a trained officer or NCO appointed as UMO and alternate UMO. Main body personnel, Advance Party personnel, SPOE Team, Equipment Reception Team, Packing and Crating Team, Weighing and Marking Team, Rail Loading Team, and Supercargoes have been designated by the commander and trained in their duties. The unit is deploying as part of a higher HQ deployment. Alert notification activities are performed day or night under all environmental conditions. This task should not be trained in MOPP4.

**TASK STANDARDS:** Unit personnel are recalled IAW the Recall Plan. All personnel are present or accounted for and briefings are conducted for unit personnel and deployment teams IAW Movement Plan. Security is established IAW Security Plan.

TASK STEPS AND PERFORMANCE MEASURES	GO	NO-GO
* 1. Commander supervises deployment alert notification activities. <ul style="list-style-type: none"> <li>a. Directs the CQ or 1SG to implement the Recall Plan.</li> <li>b. Coordinates with higher HQ commander for guidance concerning deployment requirements.</li> <li>c. Briefs unit leaders on deployment and mission requirements.</li> <li>d. Directs UMO to update Movement Plan, Deployment SOP, and marshaling plans, as required.</li> <li>e. Assigns additional and/or replacement personnel to deployment teams, as required.</li> <li>f. Monitors security of unit area for compliance with Security Plan.</li> <li>g. Monitors recall of unit personnel to ensure recall time standards are met and personnel accountability is accomplished IAW Recall Plan.</li> </ul>		

TASK STEPS AND PERFORMANCE MEASURES	GO	NO-GO
<p>h. Submits reports to higher HQ IAW Recall Plan, Security Plan, Deployment OPORD, and Movement Plan.</p> <p>i. Briefs higher HQ commander and staff on status of deployment alert activities.</p> <p>2. Unit HQ performs recall personnel accountability functions.</p> <p>a. Initiates recall procedures IAW Recall Plan.</p> <p>b. Sets up central check-in IAW Recall Plan.</p> <p>c. Checks personnel as they arrive, to ensure only personnel listed on current access rosters enter the unit area.</p> <p>d. Annotates recall roster to indicate personnel are present for duty as they arrive.</p> <p>e. Computes percent present for duty IAW Recall Plan.</p> <p>f. Briefs commander on present-for-duty status as recall progresses.</p> <p>g. Disestablishes control check-in point when 100 percent of unit are present or accounted for.</p> <p>* 3. UMO assembles deployment teams.</p> <p>a. Identifies unit deployment team requirements by reviewing Movement Plan.</p> <p>b. Confirms personnel are available for designated deployment teams.</p> <p>c. Requests commander assign additional and/or replacement deployment team members, as required.</p> <p>d. Briefs deployment teams on their duties and responsibilities IAW the Movement Plan.</p> <p>e. Briefs commander on status of deployment teams.</p> <p>* 4. Unit leaders supervise unit elements alert activities.</p> <p>a. Monitor arrival of unit element personnel to ensure all personnel are accounted for.</p> <p>b. Supervise establishment of security of assigned area IAW Security Plan.</p> <p>c. Brief personnel on deployment.</p> <p>* 5. Section Chiefs and/or Team Leaders supervise alert activities.</p> <p>a. Inspect personnel as they arrive to ensure all have required clothing and personal gear.</p> <p>b. Inspect alert bags to ensure all personal gear is present and serviceable.</p> <p>c. Assign personnel to security posts IAW Security Plan.</p> <p>d. Brief unit element leaders on alert status.</p>		



TASK STEPS AND PERFORMANCE MEASURES	GO	NO-GO
6. Unit performs recall activities. <ul style="list-style-type: none"> <li>a. Relays alert notification, as required.</li> <li>b. Reports for duty unit HQ IAW Recall Plan.</li> <li>c. Repairs or replaces personal gear, as required.</li> <li>d. Performs security functions, as required.</li> <li>e. Provides dependents with information on deployment, as permitted.</li> </ul>		

TASK PERFORMANCE/EVALUATION SUMMARY BLOCK							
ITERATION	1	2	3	4	5		TOTAL
TOTAL TASK STEPS EVALUATED							
TOTAL TASK STEPS "GO"							
TRAINING STATUS "GO"/"NO-GO"							

"\*" Indicates a leader task step.

**OPFOR TASKS AND STANDARDS**

**NONE:**

**ELEMENTS: COMPANY**

**TASK: PERFORM PERSONNEL AND ADMINISTRATIVE PREDEPLOYMENT ACTIVITIES (63-2-8002)**

(AR 220-10) (FM 100-17) (FM 55-10)  
 (FM 55-65)

**ITERATION:** 1 2 3 4 5 M (Circle)

**COMMANDER/LEADER ASSESSMENT:** T P U (Circle)

**CONDITIONS:** The unit has activated the Recall Plan. Unit personnel are accounted for and are prepared for predeployment processing. S1 has provided a SRP processing schedule to the commander. The unit has coordinated with the S1 for assistance, as needed. Transportation to move the unit to the PROC CS is available. The Deployment SOP, Movement Plan, Family Assistance Plan, and higher HQ Deployment OPORD are available. The unit is deploying as part of a higher HQ deployment. SRP activities are performed day or night under all environmental conditions. This task should not be trained in MOPP4.

**TASK STANDARDS:** Predeployment personnel and administrative activities are accomplished IAW the Movement Plan, Deployment OPORD, S1 SRP processing schedule, and commander's guidance.

**NOTE:** RC-specific tasks steps and performance measures are annotated "RC".

TASK STEPS AND PERFORMANCE MEASURES	GO	NO-GO
* 1. Commander directs personnel and administrative predeployment activities. <ul style="list-style-type: none"> <li>a. Directs HQ to update the unit USR using current data IAW AR 220-1.</li> <li>b. Directs the XO/1SG to publish a unit SRP processing schedule based on the S1 SRP processing schedule.</li> <li>c. Forwards list of nondeployable personnel to the higher HQ staff element.</li> <li>d. Directs personnel to complete SRP processing activities.</li> <li>e. Directs personnel to secure POVs and personal property IAW Movement Plan.</li> <li>f. Directs XO to prepare briefing for dependents.</li> <li>g. Directs XO to update Family Assistance Plan, as required.</li> <li>h. Requests S1 appoint Class A agents to act as pay agents during deployment, if necessary.</li> </ul>		

TASK STEPS AND PERFORMANCE MEASURES	GO	NO-GO
<ul style="list-style-type: none"> <li>i. Coordinates with S1 Section to close out fund account.</li> <li>j. Coordinates through higher HQ and port commander to identify number of supercargoes authorized and POC for supercargoes.</li> <li>k. Briefs battalion commander on status of SRP activities.</li> </ul> <p>2. Unit HQ processes SRP records.</p> <ul style="list-style-type: none"> <li>a. Delivers unit SRP records to PROC CS.</li> <li>b. Verifies that 100% of deploying personnel have processed.</li> <li>c. Returns SRP records to company HQ.</li> <li>d. Delivers SRP records to battalion rear detachment prior to departure.</li> </ul> <p>3. Unit HQ performs personnel replacement functions.</p> <ul style="list-style-type: none"> <li>a. Identifies nondeployable personnel by reviewing monthly USR, 1SG Daily Report, and SRP processing results.</li> <li>b. Coordinates with higher HQ staff element for replacement personnel.</li> <li>c. Recommends assignment of replacement personnel to commander.</li> <li>d. Assigns replacement personnel IAW commander's instructions.</li> <li>e. Updates the Family Assistance Plan, as required.</li> </ul> <p>4. Unit HQ monitors unit SRP activities.</p> <ul style="list-style-type: none"> <li>a. Publishes unit SRP processing schedule based on Movement Plan, S1 Section SRP processing schedule, and commander's guidance.</li> <li>b. Distributes unit SRP processing schedule to platoons and sections.</li> <li>c. Monitors SRP processing to ensure activities are completed IAW SRP processing schedule.</li> <li>d. Coordinates with the higher HQ staff element for additional SRP processing, as required.</li> <li>e. Briefs commander on SRP processing status.</li> </ul> <p>* 5. Unit leaders supervise personnel and administrative SRP activities.</p> <ul style="list-style-type: none"> <li>a. Direct personnel to complete SRP processing IAW SRP processing schedule.</li> <li>b. Designate personnel to assist contact teams in SRP processing activities, as required.</li> </ul>		

<b>TASK STEPS AND PERFORMANCE MEASURES</b>	<b>GO</b>	<b>NO-GO</b>
<ul style="list-style-type: none"> <li>c. Monitor SRP processing to ensure activities are completed IAW SRP processing schedule.</li> <li>d. Coordinate with the UMO/NCO for additional SRP processing, as required.</li> <li>e. Identify nondeployable personnel.</li> <li>f. Coordinate personnel replacement with company HQ.</li> <li>g. Monitor securing of POVs and personal property for compliance with Movement Plan and commander's instructions.</li> <li>h. Brief personnel on Family Assistance Plan.</li> <li>i. Brief commander on results of SRP processing.</li> </ul> <p>6. Company personnel perform SRP activities.</p> <ul style="list-style-type: none"> <li>a. Performs SRP contact team functions, as directed.</li> <li>b. Complete processing activities, as directed.</li> <li>c. Secures POVs and personal property IAW Movement Plan and commander's instructions.</li> </ul>		

<b>TASK PERFORMANCE/EVALUATION SUMMARY BLOCK</b>							
<b>ITERATION</b>	<b>1</b>	<b>2</b>	<b>3</b>	<b>4</b>	<b>5</b>		<b>TOTAL</b>
TOTAL TASK STEPS EVALUATED							
TOTAL TASK STEPS "GO"							
TRAINING STATUS "GO"/"NO-GO"							

"\*" Indicates a leader task step.

### **OPFOR TASKS AND STANDARDS**

**NONE:**

**ELEMENTS: COMPANY**

**TASK: PERFORM PREDEPLOYMENT TRAINING ACTIVITIES (63-2-8003)**  
 (FM 55-65) (AR 220-10) (FM 100-17)

**ITERATION:** 1 2 3 4 5 M (Circle)

**COMMANDER/LEADER ASSESSMENT:** T P U (Circle)

**CONDITIONS:** The unit is preparing for deployment to an overseas site. Sufficient time exists for the unit to conduct predeployment training. The commander has designated a training officer and NCO. The unit Deployment SOP, Movement Plan, higher HQ Deployment OPORD, and training records are available. The unit is deploying as part of a higher HQ deployment. Predeployment training is performed day or night under all environmental conditions. This task should not be trained in MOPP4.

**TASK STANDARDS:** Predeployment training is accomplished IAW the training schedule and commander's guidance.

TASK STEPS AND PERFORMANCE MEASURES	GO	NO-GO
<p>* 1. Commander directs predeployment training activities. (STP 21-I-MQS: O1-8951.00-8959)</p> <ul style="list-style-type: none"> <li>a. Identifies training requirements through coordination with unit leaders and review of the Movement Plan and training records.</li> <li>b. Identifies special training requirements by reviewing Deployment OPORD and coordinating with the higher HQ staff personnel.</li> <li>c. Directs training officer to develop a unit training schedule to correct training deficiencies.</li> <li>d. Designates personnel to receive training IAW higher HQ staff personnel's instructions.</li> <li>e. Briefs higher HQ commander on status of predeployment training.</li> </ul> <p>* 2. Training Officer/NCO supervise predeployment training activities.</p> <ul style="list-style-type: none"> <li>a. Develop training schedule based on Movement Plan, Deployment OPORD, specialized training requirements identified by higher HQ and commander's guidance.</li> <li>b. Coordinate training support with the higher HQ staff personnel, as required.</li> </ul>		

TASK STEPS AND PERFORMANCE MEASURES	GO	NO-GO
c. Provide training schedule to S2/S3 Section and unit leaders, as appropriate. d. Monitor training to ensure appropriate training is provided to personnel. e. Brief commander on status of predeployment training. * 3. Unit leaders perform predeployment training activities. a. Coordinate with UMO for required training support. b. Conduct training IAW training schedule, if required. c. Annotate training results on individual and team training records.		

TASK PERFORMANCE/EVALUATION SUMMARY BLOCK							
ITERATION	1	2	3	4	5		TOTAL
TOTAL TASK STEPS EVALUATED							
TOTAL TASK STEPS "GO"							
TRAINING STATUS "GO"/"NO-GO"							

"\*" Indicates a leader task step.

**SUPPORTING INDIVIDUAL TASKS**

References	Task Number	Task Title
STP 21-I-MQS	O1-8951.00-8959	Conduct Training at Company Level

**OPFOR TASKS AND STANDARDS**

NONE:

**ELEMENTS: COMPANY**

**TASK: PERFORM PREDEPLOYMENT SUPPLY ACTIVITIES (63-2-8004)**  
 (AR 700-84) (AR 220-10) (FM 100-17)

**ITERATION:** 1 2 3 4 5 M (Circle)

**COMMANDER/LEADER ASSESSMENT:** T P U (Circle)

**CONDITIONS:** The unit is preparing for deployment to an overseas site. Basic loads of ammunition, rations, equipment identified to accompany troops (TAT) and repair parts are available. The unit Movement Plan, TSOP, and higher HQ Deployment OPOD are available. The unit is deploying as part of a higher HQ deployment. Predeployment supply activities are performed day or night under all environmental conditions. This task should not be trained in MOPP4.

**TASK STANDARDS:** Predeployment supply activities are accomplished IAW the Movement Plan, TSOP, and commander's guidance.

TASK STEPS AND PERFORMANCE MEASURES	GO	NO-GO
<p>* 1. Commander directs predeployment supply activities.</p> <ul style="list-style-type: none"> <li>a. Identifies float and/or replacement equipment and additional supply requirements to the Movement Plan deployment supply list based on the Deployment OPOD, METT-TC, and coordination with the higher HQ staff personnel.</li> <li>b. Coordinates with the higher HQ staff element for issue of additional supplies, as required.</li> <li>c. Coordinates with the higher HQ staff element issue of float and/or replacement equipment, as necessary.</li> <li>d. Directs unit leaders to provide supply and equipment requests to supply sergeant.</li> <li>e. Directs supply sergeant to request required supplies and equipment.</li> <li>f. Briefs higher HQ commander and higher HQ staff personnel on supply status, as required.</li> </ul> <p>2. Unit elements perform predeployment supply activities.</p> <ul style="list-style-type: none"> <li>a. Identify shortages of supplies and equipment by conducting inventories and inspections.</li> <li>b. Inventory soldier's personal belongings that are designated to remain in the unit area.</li> <li>c. Secure personal belongings remaining in the unit area.</li> </ul>		

TASK STEPS AND PERFORMANCE MEASURES	GO	NO-GO
<ul style="list-style-type: none"> <li>d. Submit requests for supplies and equipment to supply sergeant IAW TSOP, as required.</li> <li>e. Issue individual basic loads, as required.</li> </ul> <p>3. Unit HQ provides supply support.</p> <ul style="list-style-type: none"> <li>a. Submits requests to servicing SSA to upgrade FAD on all requisitions already in the system.</li> <li>b. Coordinates with the S4 for additional DODAACs to be requested, as needed, for the rear detachment and deploying detachments.</li> <li>c. Submits changes of the "ship-to" address for the unit DODAAC to the servicing SSA, to ensure correct routing of requested supplies to the unit's deployment address.</li> <li>d. Submits requests for issue of personal clothing and equipment to S4 Section IAW AR 700-84.</li> <li>e. Submits request for basic loads and required supplies and equipment to S4 Section IAW Movement Plan and TSOP.</li> <li>f. Submits request for eyeglasses, inserts, and hearing aids to the S4 Section, as required.</li> <li>g. Requests supplies to support movement operations (BBPCT, dunnage and pallet covers).</li> <li>h. Draws basic loads IAW S4 Section's instructions.</li> <li>i. Coordinates with S4 Section to resolve outstanding requisitions.</li> <li>j. Coordinates with commander or S4 Section for transportation and MHE support to pick-up, issue, and/or pack deployment supplies, if necessary.</li> <li>k. Inspects float and/or replacement equipment for serviceability.               <ul style="list-style-type: none"> <li>l. Signs for float and/or replacement equipment.</li> </ul> </li> <li>m. Issues supplies and equipment IAW TSOP, as required.</li> <li>n. Secures unissued supplies and equipment IAW TSOP.</li> <li>o. Turns in equipment, supplies, and hazardous material to appropriate facility, as required.</li> <li>p. Prepares hand receipt annex and/or transfer documentation for unit property being transferred.</li> <li>q. Prepares backup of all automated supply systems prior to deployment.</li> <li>r. Briefs commander on deployment supply status.</li> </ul>		



<b>TASK PERFORMANCE/EVALUATION SUMMARY BLOCK</b>							
<b>ITERATION</b>	<b>1</b>	<b>2</b>	<b>3</b>	<b>4</b>	<b>5</b>		<b>TOTAL</b>
TOTAL TASK STEPS EVALUATED							
TOTAL TASK STEPS "GO"							
TRAINING STATUS "GO"/"NO-GO"							

"\*" Indicates a leader task step.

**OPFOR TASKS AND STANDARDS**

**NONE:**



TASK STEPS AND PERFORMANCE MEASURES	GO	NO-GO
<p>i. Enforces environmental stewardship procedures IAW FM 20-400 and TC 20-401.</p> <p>* 2. Motor officer and/or motor sergeant supervise predeployment maintenance activities. (STP 21-I-MQS: O3-5101.00-0283)</p> <ul style="list-style-type: none"> <li>a. Coordinate with the ECS supervisor to recover unit vehicles from ECS (RC).</li> <li>b. Direct unit personnel to inspect and pick up ECS vehicles for return to the unit (RC).</li> <li>c. Identify unit operational readiness levels by reviewing vehicle and equipment status reports, PMCS, and predeployment maintenance checks.</li> <li>d. Prepare MCSR IAW AR 220-1 and AR 700-138.</li> <li>e. Submit current MCSR to commander. (STP 21-I-MQS: O3-5101.00-0283)</li> <li>f. Submit request for MSTs to commander, as required.</li> <li>g. Submit request for controlled exchanges to commander for approval.</li> <li>h. Designate unit maintenance personnel to assist MSTs IAW Maintenance SOP and S4 Section and commander's instructions.</li> <li>i. Direct calibration of tools, if required.</li> <li>j. Verify PLL inventory by conducting spot checks.</li> <li>k. Submit request for PLL replenishment to S4 Section, as required.</li> <li>l. Verify completion of repairs by reviewing maintenance records.</li> <li>m. Coordinate with S4 Section to identify status of vehicles and equipment in support maintenance.</li> <li>n. Coordinate with S4 Section to evacuate nondeployable vehicles and equipment to support maintenance.</li> <li>o. Verify unit member's civilian and military driver's licenses and equipment licenses for validation and reissue, as needed.</li> <li>p. Prepare a backup of all automated maintenance systems prior to deployment.</li> <li>q. Brief the commander on maintenance status of vehicles and equipment, as required.</li> <li>r. Enforce safety procedures.</li> <li>s. Enforce environmental stewardship procedures IAW FM 20-400 and TC 20-401.</li> </ul> <p>3. Maintenance unit performs field maintenance activities.</p>		

TASK STEPS AND PERFORMANCE MEASURES	GO	NO-GO
<ul style="list-style-type: none"> <li>a. Calibrates tools, as required.</li> <li>b. Inspects equipment IAW appropriate operator and organizational maintenance TMs.</li> <li>c. Records all deficiencies on equipment inspection worksheets.</li> <li>d. Corrects unit-level maintenance deficiencies.</li> <li>e. Corrects DS level maintenance deficiencies.</li> <li>f. Requests required repair parts from PLL clerk.</li> <li>g. Repairs equipment IAW applicable TM(s).</li> <li>h. Requests approval for controlled exchange through motor officer or sergeant when required repair parts are not available.</li> <li>i. Performs controlled exchange IAW motor officer or sergeant's instructions.</li> <li>j. Performs final inspection to ensure quality control of repairs.</li> <li>k. Conducts inventory of PLL to confirm shortages IAW PLL listing.</li> <li>l. Submits request for PLL replenishment to supporting SSA as required.</li> <li>m. Performs technical inspections of float and/or replacement equipment IAW appropriate TMs and manufacturer's instructions.</li> <li>n. Releases equipment to appropriate unit elements.</li> <li>o. Employs safety procedures.</li> <li>p. Employs environmental stewardship procedures IAW FM 20-400 and TC 20-401.</li> </ul> <p>4. Unit HQ conducts transactions with MSTs.</p> <ul style="list-style-type: none"> <li>a. Identifies vehicles and equipment that require MST support.</li> <li>b. Prepares required documentation for submission to MST.</li> <li>c. Delivers vehicles and equipment to MST.</li> <li>d. Picks up equipment from MST upon notification repairs are completed.</li> <li>e. Notifies owning element to pick up vehicles and equipment.</li> </ul> <p>* 5. Unit leaders supervise predeployment operator maintenance activities.</p> <ul style="list-style-type: none"> <li>a. Monitor performance of PMCS and predeployment maintenance for compliance with Maintenance SOP, appropriate TM, and commander's guidance.</li> </ul>		

<b>TASK STEPS AND PERFORMANCE MEASURES</b>	<b>GO</b>	<b>NO-GO</b>
b. Inspect vehicles, weapons, and equipment to ensure compliance with Maintenance SOP, appropriate TM and commander's guidance. c. Provide input for MCSR to motor officer, as required. d. Enforce safety procedures. e. Enforce environmental stewardship procedures IAW FM 20-400 and TC 20-401.  6. Unit performs predeployment operator maintenance. a. Performs PMCS IAW appropriate TM(s). b. Notifies supervisor of maintenance problems beyond operator's capabilities. c. Employs safety procedures. d. Employs environmental stewardship procedures IAW FM 20-400 and TC 20-401.		

<b>TASK PERFORMANCE/EVALUATION SUMMARY BLOCK</b>							
<b>ITERATION</b>	<b>1</b>	<b>2</b>	<b>3</b>	<b>4</b>	<b>5</b>		<b>TOTAL</b>
TOTAL TASK STEPS EVALUATED							
TOTAL TASK STEPS "GO"							
TRAINING STATUS "GO"/"NO-GO"							

"\*" Indicates a leader task step.

**SUPPORTING INDIVIDUAL TASKS**

<b>References</b>	<b>Task Number</b>	<b>Task Title</b>
STP 21-I-MQS	O1-4965.90-0001	Supervise Unit Maintenance Operations
	O3-4976.90-0501	Prepare a Materiel Condition Status Report
	O3-5101.00-0283	Supervise the Maintenance of Unit Prescribed Load List

**OPFOR TASKS AND STANDARDS**

**NONE:**



TASK STEPS AND PERFORMANCE MEASURES	GO	NO-GO
<p>g. Coordinates with S4 for transportation support to the APOE or SPOE, if necessary.</p> <p>h. Inspects area to ensure all excess vehicles, equipment, and supplies have been turned in or placed in a designated holding area.</p> <p>i. Notifies higher HQ S2/S3 when vehicles and containers are loaded and ready to move.</p> <p>* 2. UMO supervises vehicle and equipment preparation activities.</p> <p>a. Updates AUDEL to reflect vehicles, equipment, and supplies to be deployed based on physical inventory and commander's guidance.</p> <p>b. Updates AUDEL to reflect actual weights based on results of weighing and any dimensions beyond those listed in current technical publications for equipment TOE LIN/INDEX NO.</p> <p>c. Inputs updated AUDEL into the ITO or field movement control element TC-ACCIS station.</p> <p>NOTE: When verified by the UMO, the updated AUDEL becomes the DEL produced by TC-ACCIS.</p> <p>d. Provides UMC and/or S4 Section with information on oversize and overweight vehicles, equipment, and cargo requiring special handling, as required.</p> <p>e. Coordinates with UMC for DEL, BBPCT material requirements lists, vehicle/rail loading plans and schedules, special hauling permit requests, military shipping labels, and convoy clearance requests produced by TC-ACCIS.</p> <p>f. Coordinates with S4 Section for RF tags for ITV of sensitive/classified cargo, IAW directives from higher HQ.</p> <p>g. Coordinates with S4 Section for packing materials, weighing scales, MHE, containers, inserts, pallets, and other equipment preparation and loading materials, as required.</p> <p>h. Coordinates with S4 for customs inspection per unit SOP.</p> <p>i. Provides unit leaders with deployment forms, shipping labels, and documents, as required.</p> <p>j. Coordinates container pick-up with higher HQ staff element.</p>		

TASK STEPS AND PERFORMANCE MEASURES	GO	NO-GO
<ul style="list-style-type: none"> <li>k. Provide special instructions to Packing and Crating Teams, if necessary.</li> <li>l. Provides container packing schedule to unit leaders.</li> <li>m. Identifies transportation support requirements by reviewing Movement Plan and current vehicle status reports.</li> <li>n. Coordinates with S4 Section for movement of vehicles and equipment to rail loading site.</li> <li>o. Provides rail loading plan to Rail Loading Team Chief.</li> <li>p. Provides Rail Loading Team proper tools to conduct rail loadout.</li> <li>q. Coordinates with UMC for port call message and verification of Movement Plan A/SPOE requirements and procedures.</li> <li>r. Conducts risk assessment considering factors such as time, duration and cargo to ensure the mission is completed safely.</li> <li>s. Briefs commander on status of preparation of vehicles and equipment for deployment.</li> </ul> <p>* 3. Unit leaders supervise preparation of unit elements for deployment.</p> <ul style="list-style-type: none"> <li>a. Verify adequate space has been allowed for personnel items and secondary loads by reviewing loading plans.</li> <li>b. Revise loading plans, as required.</li> <li>c. Monitor packing and loading for compliance with Deployment SOP, Movement Plan, and UMO's instructions.</li> <li>d. Inspect area to ensure all equipment to be deployed has been packed and/or loaded.</li> <li>e. Inspect area to ensure all excess vehicles, equipment, and supplies have been turned in or placed in a designated holding area.</li> <li>f. Inspect internal loads to ensure loads are secure and in compliance with loading plans.</li> <li>g. Notify UMO of any load plan revisions.</li> </ul> <p>* 4. UMO maintains an up-to-date AUEL.</p> <ul style="list-style-type: none"> <li>a. Conducts physical inventory of vehicles and equipment to be deployed to verify accuracy of AUEL.</li> <li>b. Revises AUEL, as required.</li> <li>c. Submits AUEL changes to UMC, if necessary.</li> </ul>		



TASK STEPS AND PERFORMANCE MEASURES	GO	NO-GO
<p>5. Packing and Crating Teams prepare equipment for deployment.</p> <ul style="list-style-type: none"> <li>a. Pack containers IAW loading plans, DEL, and UMO's instructions.</li> <li>b. Pack hazardous materials IAW Deployment SOP, UMO's instructions, and applicable publications.</li> <li>c. Prepare container packing lists and shipping documents IAW UMO's instructions, and applicable publications.</li> <li>d. Distribute container packing lists and shipping documents IAW UMO's instructions, and applicable publications.</li> <li>e. Place military shipping labels and designated markings on containers IAW Movement Plan, Deployment SOP and UMO's instructions.</li> <li>f. Assist container pick-up crew in loading operations, as required.</li> <li>g. Employ safety procedures.</li> <li>h. Employ environmental stewardship protective procedures.</li> </ul> <p>6. Unit prepares vehicles, equipment and personal gear for deployment.</p> <ul style="list-style-type: none"> <li>a. Places equipment not being deployed in designated storage area IAW Movement Plan and commander's instructions.</li> <li>b. Turns in excess vehicles, equipment, and supplies to supply sergeant IAW Deployment SOP and/or commander's instructions.</li> <li>c. Packs personal gear IAW Movement Plan.</li> <li>d. Marks and/or tag vehicles, equipment, and personal gear IAW Deployment SOP, Movement Plan, and UMO's instructions.</li> <li>e. Attaches RF/AIT tags and applies military shipping labels on vehicles and equipment IAW Movement Plan and UMO's instructions.</li> <li>f. Moves equipment to be packed in containers, to the container packing area IAW UMO's instructions.</li> <li>g. Loads vehicles IAW Deployment SOP, Movement Plan, loading plans, and UMO's instructions.</li> <li>h. Moves vehicles to designated area for marshaling or rail loading site, as directed.</li> <li>i. Employ safety procedures.</li> </ul>		

TASK STEPS AND PERFORMANCE MEASURES	GO	NO-GO
<p>7. Weighing and Marking Team weighs and marks vehicles for deployment.</p> <ul style="list-style-type: none"> <li>a. Sets up weighing and marking area in designated area IAW Deployment SOP.</li> <li>b. Guides vehicles onto scales as they arrive.</li> <li>c. Identifies vehicle gross weight.</li> <li>d. Identifies vehicle axle weights (air movement only).</li> <li>e. Computes vehicle center of balance based on axle weights (air movement only).</li> <li>f. Marks center of balance on vehicles IAW Deployment SOP, DOD 4500.9-R, and UMO's instructions (air movement only).</li> <li>g. Reports gross weights for each deploying vehicle to UMO.</li> <li>h. Disestablishes weighing and marking area.</li> <li>i. Returns vehicle weighing scales IAW UMO or owning facility officials' instructions.</li> </ul> <p>* 8. Rail Loading Team OIC/NCOIC supervises rail loading activities.</p> <ul style="list-style-type: none"> <li>a. Conducts safety briefing for all unit personnel at the rail loading site IAW local procedures.</li> <li>b. Coordinates with UMO for rail loading plans.</li> <li>c. Coordinates with installation UMC to identify special rail loading requirements.</li> <li>d. Verifies the presence of all rail guards by conducting roll call, if required.</li> <li>e. Verifies the presence of manifested vehicles and equipment by conducting physical inventory.</li> <li>f. Inspects vehicles and equipment for military shipping labels and proper markings.</li> <li>g. Provides a cargo manifest to conductor, if required.</li> <li>h. Notifies commander when rail loading is complete.</li> <li>i. Enforces safety procedures.</li> <li>j. Enforces environmental stewardship protection procedures IAW FM 20-400 and TC 20-401.</li> </ul> <p>9. Rail Loading Team performs rail loading.</p> <ul style="list-style-type: none"> <li>a. Stages vehicles IAW rail loading plan.</li> <li>b. Loads vehicles and equipment on rail cars IAW rail loading plan and UMO's instructions.</li> <li>c. Secures vehicles and equipment IAW rail loading plan and UMO's instructions.</li> </ul>		

<b>TASK STEPS AND PERFORMANCE MEASURES</b>	<b>GO</b>	<b>NO-GO</b>
d. Notifies Rail Loading Team Chief when rail loading is complete. e. Employs safety procedures. f. Employs environmental stewardship procedures IAW FM 20-400 and TC 20-401.		

<b>TASK PERFORMANCE/EVALUATION SUMMARY BLOCK</b>							
<b>ITERATION</b>	<b>1</b>	<b>2</b>	<b>3</b>	<b>4</b>	<b>5</b>		<b>TOTAL</b>
TOTAL TASK STEPS EVALUATED							
TOTAL TASK STEPS "GO"							
TRAINING STATUS "GO"/"NO-GO"							

"\*" Indicates a leader task step.

**OPFOR TASKS AND STANDARDS**

**NONE:**

**ELEMENTS: COMPANY**

**TASK: PREPARE UNIT FOR NONTACTICAL MOVE (63-2-8007)**

(FM 55-30)

(FM 3-4)

(FM 3-5)

(FM 55-65)

(FM 55-9)

(FM 7-20)

**ITERATION:** 1 2 3 4 5 M (Circle)

**COMMANDER/LEADER ASSESSMENT:** T P U (Circle)

**CONDITIONS:** The unit receives a movement directive to move to the A/SPOE for deployment to an overseas site. Routes, scheduled halts, and logistics and administrative support are available IAW the Movement Plan. Higher HQ has an advanced party at the A/SPOE and the advance party has conducted a route reconnaissance. The convoy, serial, and march commanders have been designated as appropriate. Security for the move has been coordinated. The Movement Directive, Movement Plan, port call message, load plans, and strip maps are available. Vehicles are loaded and staged for movement in a designated area. The unit has a trained officer and/or NCO appointed as UMO and alternate UMO. The unit is deploying as part of a higher HQ deployment. Preparation for movement is performed day or night under all environmental conditions. This task should not be trained in MOPP4.

**TASK STANDARDS:** Unit is ready to cross SP NLT time prescribed in movement directive.

TASK STEPS AND PERFORMANCE MEASURES	GO	NO-GO
<p>* 1. UMO supervises preparation for movement to A/SPOE.</p> <ul style="list-style-type: none"> <li>a. Coordinates with higher HQ staff personnel to verify Movement Plan information for accuracy.</li> <li>b. Computes travel time and distance from proposed SP to RP.</li> <li>c. Compares travel time and start time to verify company will arrive at A/SPOE IAW port call message.</li> <li>d. Inspects vehicles and equipment for proper markings, and military shipping labels IAW FM 55-9, DOD 4500.9-R, Movement Plan, and current instructions.</li> <li>e. Notifies higher HQ staff element that unit is ready to move.</li> </ul> <p>NOTE: Unit will notify higher HQ staff element by FBCB2 or MTS, if so equipped.</p> <ul style="list-style-type: none"> <li>f. Briefs commander on preparations for movement.</li> </ul>		

TASK STEPS AND PERFORMANCE MEASURES	GO	NO-GO
<p>2. Unit prepares vehicles and equipment for movement to A/SPOE.</p> <ul style="list-style-type: none"> <li>a. Performs before-operations PMCS on all vehicles and equipment.</li> <li>b. Corrects maintenance discrepancies within the operator's capabilities IAW applicable TM.</li> <li>c. Reports all maintenance deficiencies beyond operator's capability to immediate supervisor.</li> <li>d. Corrects loading deficiencies IAW loading plan, if necessary.</li> <li>e. Recomputes vehicle center of balance, if necessary (APOE only).</li> <li>f. Re-marks center of balance on vehicle, if necessary (APOE only).</li> <li>g. Marks vehicles for movement to A/SPOE IAW DOD 4500.9-R, FM 55-30, Movement Order, and UMO's instructions.</li> <li>h. Places military shipping labels on vehicles and equipment IAW Movement Plan and UMO's instructions.</li> <li>i. Employs safety procedures.</li> </ul> <p>* 3. Convoy, Serial and March commanders and leaders organize convoy for movement to A/SPOE. (STP 21-II-MQS: O1-7300.75-0500)</p> <ul style="list-style-type: none"> <li>a. Assign vehicle positions with the heavier, slower vehicles placed first.</li> <li>b. Assign recovery vehicle(s) positions, where they can move to disabled vehicles without disrupting convoy movement.</li> </ul> <p>NOTE: Unit will assign FBCB2 or MTS equipped vehicles as control vehicles, if available.</p> <ul style="list-style-type: none"> <li>c. Assign sufficient number of recovery vehicles and mechanics to trail party element.</li> <li>d. Provide trail maintenance party with minimum quantities of packaged POL supplies and Class IX ASL/PLL parts to support the convoy, IAW FM 55-65.</li> <li>e. Provide vehicle position listing with location of all vehicles to the trail party leader.</li> <li>f. Open radio net(s) as specified in the Movement Plan.</li> </ul>		

TASK STEPS AND PERFORMANCE MEASURES	GO	NO-GO
<p>* 4. Convoy, Serial and March commanders and leaders conduct premovement inspections. (STP 21-I-MQS: 04-3304.01-0002)</p> <ul style="list-style-type: none"> <li>a. Inspect personnel and their equipment for compliance with Movement Directive, Movement Plan, and commander's instructions.</li> <li>b. Inspect organizational equipment for accountability and serviceability.</li> <li>c. Inspect vehicles, trailers, and loads for serviceability, proper stowing, and security.</li> <li>d. Forward personnel and equipment status to unit HQ and S2/S3 Section.</li> </ul> <p>* 5. Convoy commander conducts briefings for convoy personnel. (STP 21-I-MQS: 03-9007.01-0020)</p> <ul style="list-style-type: none"> <li>a. Provides strip maps to each vehicle driver.</li> <li>b. Briefs convoy chain of command.</li> <li>c. Briefs convoy route.</li> <li>d. Prescribes the rate of march and catch-up speeds.</li> <li>e. Briefs vehicle intervals.</li> <li>f. Identifies scheduled halts.</li> <li>g. Briefs safety, accident, and breakdown procedures.</li> <li>h. Identifies location of maintenance support.</li> <li>i. Provides location and identification of destination.</li> <li>j. Briefs arm/hand signals, radio frequencies, and call signs.</li> </ul> <p>6. Unit prepares to cross SP.</p> <ul style="list-style-type: none"> <li>a. Stages vehicles for convoy IAW convoy commander's instructions.</li> <li>b. Notifies convoy commander that vehicles are ready to cross SP for convoy to A/SPOE.</li> </ul> <p>NOTE: Unit will notify higher HQ staff element by FBCB2 or MTS, if so equipped.</p>		

<b>TASK PERFORMANCE/EVALUATION SUMMARY BLOCK</b>							
<b>ITERATION</b>	<b>1</b>	<b>2</b>	<b>3</b>	<b>4</b>	<b>5</b>		<b>TOTAL</b>
TOTAL TASK STEPS EVALUATED							
TOTAL TASK STEPS "GO"							
TRAINING STATUS "GO"/"NO-GO"							

"\*" Indicates a leader task step.

**SUPPORTING INDIVIDUAL TASKS**

<b>References</b>	<b>Task Number</b>	<b>Task Title</b>
STP 21-II-MQS	01-7300.75-0500	Plan Convoy Operations
STP 21-I-MQS	03-9007.01-0020	Give Briefings
	04-3304.01-0002	Conduct Inspection

**OPFOR TASKS AND STANDARDS**

**NONE:**

**ELEMENTS: COMPANY**

**TASK: CONDUCT NONTACTICAL ROAD MARCH (63-2-8008)**  
 (FM 55-30)

**ITERATION:**                                    1      2      3      4      5      M      (Circle)

**COMMANDER/LEADER ASSESSMENT:**                    T      P      U      (Circle)

**CONDITIONS:** Time specified to cross SP for convoy to A/SPOE has arrived. All equipment to be moved by convoy is loaded and vehicles are positioned for departure. The route of march is identified and has been traveled by a reconnaissance party. The convoy, serial, and march commanders have been designated, as applicable. All weight, height, and width restrictions along route of march have been verified. Coordination for rest stops, convoy support facilities, and personnel and maintenance support has been accomplished. A security element has been assigned. RP is within the A/SPOE MA. Convoy operations may be performed during daylight or darkness. Radio and visual signals are used for march column control, as appropriate. The Movement Plan and Deployment OPORD are available. Map and overlays with checkpoints, SP, RP, and critical points are available. Column may conduct halts during movement. This task should not be trained in MOPP4.

**TASK STANDARDS:** SP, checkpoints, and RP are crossed at times specified in the movement plan or times adjusted on the road movement table by the convoy commander.

TASK STEPS AND PERFORMANCE MEASURES	GO	NO-GO
<p>* 1. Convoy commander initiates convoy. (STP 21-II-MQS: O1-7200.75-0100)</p> <ul style="list-style-type: none"> <li>a. Directs lead vehicle to cross SP at specified time.</li> <li>b. Verifies vehicles have crossed the SP.</li> <li>c. Forwards SP crossing report to S2/S3 Section when unit elements have crossed the SP.</li> </ul> <p>* 2. Convoy commander reports convoy information to higher HQ staff element.</p> <ul style="list-style-type: none"> <li>a. Forwards checkpoint(s) clearance report as checkpoints are crossed.</li> <li>b. Employs current SOI/SSI codes in all transmissions.</li> </ul> <p>NOTE: Convoy commander communicates using FBCB2 or MTS, if equipped.</p>		



TASK STEPS AND PERFORMANCE MEASURES	GO	NO-GO
<p>* 3. Convoy commander enforces march discipline. (STP 21-II-MQS: O1-7200.75-0100)</p> <ul style="list-style-type: none"> <li>a. Places directional guides at all critical intersections along route, if necessary.</li> <li>b. Assumes position(s) along march route that provides command presence at critical turns or other points of decision.</li> <li>c. Enforces all movement policies defined in the movement plan, with emphasis on formation, distances, speeds, passing procedures, and halts.</li> <li>d. Adjusts formation distances and speed consistent with roads and speed limits.</li> <li>e. Enforces security measures to protect equipment and cargo during halts.</li> <li>f. Communicates to unit leaders and operators, by radio or proper visual signals, any violations of march discipline or changes to current orders.</li> </ul> <p>NOTE: Convoy commander communicates using FBCB2 or MTS, if equipped.</p> <p>4. Unit employs march discipline.</p> <ul style="list-style-type: none"> <li>a. Maintains designated march speed specified in movement plan or as prescribed by the convoy commander.</li> <li>b. Maintains proper vehicle interval as specified in Movement Plan or as adjusted by the convoy, serial, or march commander.</li> <li>c. Obeys vehicle driving regulations and safe driving procedures based on conditions.</li> <li>d. Crosses all check points as scheduled.</li> <li>e. Reacts correctly to convoy, serial or march commander's arm/hand signals.</li> </ul> <p>5. Unit conducts scheduled halt(s).</p> <ul style="list-style-type: none"> <li>a. Stops column at prescribed time and location.</li> <li>b. Reports scheduled halt to higher HQ staff element, if appropriate, using FBCB2, MTS, or radio.</li> <li>c. Performs during-operation PMCS on vehicles (operators).</li> <li>d. Inspects vehicle loads for safety and security.</li> <li>e. Begins departure at specified time in the Movement Plan or convoy commander's instructions.</li> </ul>		

TASK STEPS AND PERFORMANCE MEASURES	GO	NO-GO
<p>f. Reports resumption of march to higher HQ staff element, if appropriate.                      NOTE: Convoy commander communicates using FBCB2 or MTS, if equipped.</p> <p>6. Unit conducts unscheduled halt(s).                      a. Alerts march column with prescribed arm/hand signal.                      b. Reports halt and circumstances to S2/S3 Section, if appropriate.                      c. Resumes march as soon as reason for halt is rectified.                      d. Reports resumption of march to higher HQ staff element, if appropriate.                      NOTE: Convoy commander communicates using FBCB2 or MTS, if equipped.</p> <p>7. Trail party recovers disabled vehicle.                      a. Inspect disabled vehicle for repairability.                      b. Repairs disabled vehicle, when possible.                      c. Reports vehicle status to convoy commander.                      NOTE: Convoy commander communicates using FBCB2 or MTS, if equipped.                      d. Tows disabled vehicle to applicable maintenance facility or destination based on convoy commander's instructions.</p> <p>* 8. Convoy Commander monitors unit crossing RP. (STP 21-II-MQS: O1-7200.75-0100)                      a. Verifies that lead vehicle has crossed RP at specified time.                      b. Verifies the vehicles that have crossed RP.                      c. Forwards SITREP to higher HQ staff element.                      NOTE: Convoy commander communicates using FBCB2 or MTS, if equipped.</p>		

TASK PERFORMANCE/EVALUATION SUMMARY BLOCK							
ITERATION	1	2	3	4	5		TOTAL
TOTAL TASK STEPS EVALUATED							
TOTAL TASK STEPS "GO"							
TRAINING STATUS "GO"/"NO-GO"							

\*\*\* Indicates a leader task step.

**SUPPORTING INDIVIDUAL TASKS**

<b>References</b>	<b>Task Number</b>	<b>Task Title</b>
STP 21-II-MQS	O1-7200.75-0100	Conduct Convoy Operations

**OPFOR TASKS AND STANDARDS**

**NONE:**

**ELEMENTS: COMPANY**

**TASK:** PERFORM SEA PORT OF EMBARKATION ACTIVITIES FOR DEPLOYMENT (63-2-8009)

(FM 100-17)

(AR 220-10)

(FM 55-65)

**ITERATION:** 1 2 3 4 5 M (Circle)

**COMMANDER/LEADER ASSESSMENT:** T P U (Circle)

**CONDITIONS:** The unit's wheeled-vehicle convoy crosses the RP and is in the SPOE MA. The commander has designated a unit liaison team, unit SPOE Team and SPOE Team OIC. The commander or SPOE Team OIC has notified higher HQ, supporting installation, and port commander representatives of the unit's arrival. PSA officials have requested unit vehicle operators' assistance in offloading unit vehicles deployed to the SPOE by rail. The railhead is located in the SPOE AO and the unit's equipment has arrived. Transportation, maintenance, and logistics support are available. The Movement Plan, Deployment SOP, MA Plan, and Deployment OPORD are available. The unit has a trained officer and NCO appointed as UMO and alternate UMO. The unit is deploying as part of a higher HQ deployment. SPOE activities are performed day or night under all environmental conditions. This task should not be trained in MOPP4.

**TASK STANDARDS:** SPOE activities are performed IAW Movement Plan and higher HQ staff and PSA officials' instructions.

**NOTE:** The SPOE Team is a group of personnel designated by the unit commander to accompany unit equipment to the port and prepare unit equipment to be turned in to the port support activity. The SPOE Team OIC is often the UMO.

TASK STEPS AND PERFORMANCE MEASURES	GO	NO-GO
<p>* 1. Commander or SPOE Team OIC directs SPOE activities.</p> <ul style="list-style-type: none"> <li>a. Directs team to perform after-operation PMCS checks of vehicles, upon arrival in the SPOE MA.</li> <li>b. Identifies transportation requirements for return to unit area.</li> <li>c. Coordinates with supporting installation officials for transportation, maintenance, and logistics support, as required.</li> <li>d. Coordinates with PSA officials to verify SPOE movement schedules, procedures, and requirements.</li> <li>e. Briefs team leaders on SPOE movement schedules, procedures, and requirements.</li> </ul>		

TASK STEPS AND PERFORMANCE MEASURES	GO	NO-GO
<ul style="list-style-type: none"> <li>f. Briefs UMO on POC for maintenance support.</li> <li>g. Directs team to offload and inspect equipment arriving by rail.</li> <li>h. Coordinates with PSA to identify number of supercargoes authorized and POC for supercargoes.</li> <li>i. Inspects supercargoes to ensure they are prepared for sea movement, to include proper orders and equipment.</li> <li>j. Briefs supercargoes on boarding schedule, responsibilities, and POC during sea movement.</li> <li>k. Conducts acceptance inspection of vehicles, equipment, and cargo with PSA officials.</li> <li>l. Directs team to correct deficiencies noted during PSA acceptance inspection.</li> <li>m. Transfers custody of vehicles, equipment, and cargo to SPOE officials.</li> <li>n. Briefs the higher HQ commander or designated representative on status of SPOE activities.</li> </ul> <p>2. Supercargoes perform SPOE activities.</p> <ul style="list-style-type: none"> <li>a. Report to port commander's representative IAW UMO's instructions.</li> <li>b. Perform SPOE activities IAW port commander's instructions.</li> <li>c. Coordinate with vessel POC for instructions on responsibilities and accommodations.</li> <li>d. Load baggage IAW instructions from vessel POC.</li> <li>e. Board ship IAW instructions from vessel POC.</li> <li>f. Employ safety procedures.</li> </ul> <p>* 3. UMO coordinates SPOE activities.</p> <ul style="list-style-type: none"> <li>a. Coordinates with PSA officials to verify loading sequence of vehicles and equipment (ship stow plan).</li> <li>b. Monitors PSA acceptance inspection of vehicles and cargo to determine deficiencies.</li> <li>c. Coordinates with maintenance support POC for disposition of excess fuel, POL products, and maintenance support, as necessary.</li> <li>d. Inspects military shipping labels and markings on vehicles and equipment for compliance with Deployment SOP and PSA officials' instructions.</li> <li>e. Coordinates with PSA officials to correct deficiencies in military shipping labels and markings on vehicles and equipment.</li> </ul>		

TASK STEPS AND PERFORMANCE MEASURES	GO	NO-GO
<p>f. Briefs commander and/or SPOE Team OIC on status of SPOE activities.</p> <p>* 4. UMO coordinate rail offloading.</p> <ul style="list-style-type: none"> <li>a. Coordinates with PSA officials and intermediate command UMO for rail offloading schedule and requirements.</li> <li>b. Designates personnel to assist in rail offloading activities.</li> <li>c. Briefs personnel designated to perform rail offloading activities on schedule and requirements.</li> <li>d. Supervise rail offloading activities.</li> <li>e. Assumes custody of equipment deployed by rail by signing appropriate shipping documents.</li> <li>f. Notifies SPOE Team leaders equipment deployed by rail has arrived in the MA.</li> <li>g. Briefs commander/SPOE Team OIC on status of rail offloading activities.</li> </ul> <p>5. SPOE Team performs rail offloading operations.</p> <ul style="list-style-type: none"> <li>a. Reports to the railhead IAW UMO's instructions.</li> <li>b. Offloads equipment from railcars IAW PSA officials' instructions.</li> <li>c. Moves equipment to SPOE MA IAW PSA officials' instructions.</li> <li>d. Employs safety procedures.</li> <li>e. Employs environmental stewardship procedures IAW FM 20-400 and TC 20-401.</li> </ul> <p>6. SPOE Team performs SPOE MA maintenance.</p> <ul style="list-style-type: none"> <li>a. Performs after operation PMCS IAW Deployment SOP and appropriate TM.</li> <li>b. Notifies supervisor of maintenance problems beyond operator's capability.</li> <li>c. Checks vehicles, cargo, and personal gear for completeness, damage, proper markings, and compliance with loading plans.</li> <li>d. Conducts final preparation of vehicles and equipment IAW Deployment SOP.</li> <li>e. Adjusts vehicle fuel levels IAW Movement Plan and PSA officials' instructions.</li> <li>f. Turns in excess fuel and POL products IAW UMO's instructions.</li> </ul>		

TASK STEPS AND PERFORMANCE MEASURES	GO	NO-GO
<ul style="list-style-type: none"> <li>g. Verifies placement of placards, labels, and certification documents on hazardous material IAW Deployment SOP, Movement Plan, and PSA officials' instructions.</li> <li>h. Corrects deficiencies on vehicles, cargo, and personal gear IAW company leader's instructions.</li> <li>i. Moves to SPOE SA, as directed.</li> <li>j. Employs safety procedures.</li> <li>k. Employs environmental stewardship procedures IAW FM 20-400 and TC 20-401.</li> </ul> <p>* 7. SPOE Team leaders supervise final preparation of vehicles, equipment, cargo, and personal gear for deployment.</p> <ul style="list-style-type: none"> <li>a. Inspect military shipping labels and markings on vehicles, cargo and equipment for compliance with Deployment SOP, port call message and UMO's instructions.</li> <li>b. Inspect vehicles and cargo to ensure deficiencies noted during acceptance inspection have been corrected.</li> <li>c. Coordinate maintenance assistance with Commander and/or SPOE Team OIC.</li> <li>d. Enforce safety procedures.</li> <li>e. Enforce environmental stewardship procedures IAW FM 20-400 and TC 20-401.</li> </ul> <p>8. SPOE Team performs final preparation of vehicles, equipment, cargo, and personal gear for deployment.</p> <ul style="list-style-type: none"> <li>a. Moves vehicles and equipment to SPOE SA, as directed.</li> <li>b. Stages vehicles for loading IAW UMO's and PSA officials' instructions.</li> <li>c. Corrects deficiencies in military shipping labels and markings on vehicles and equipment IAW UMO's instructions.</li> <li>d. Drives vehicles to call forward area, as directed by PSA officials.</li> <li>e. Employs safety procedures.</li> <li>f. Employs environmental stewardship procedures IAW FM 20-400 and TC 20-401.</li> </ul> <p>* 9. UMO update transportation documentation.</p> <ul style="list-style-type: none"> <li>a. Verifies DEL by conducting physical inspection of equipment.</li> <li>b. Updates DEL, as required.</li> <li>c. Verifies the presence of supercargoes by conducting roll call.</li> </ul>		

TASK STEPS AND PERFORMANCE MEASURES	GO	NO-GO
d. Updates supercargo manifest, as required.  10. SPOE Team returns to unit area. a. Assembles personnel for return to unit area IAW SPOE Team OIC's instructions. b. Reports to transportation loading area IAW SPOE Team OIC's instructions. c. Loads baggage on vehicles IAW SPOE Team OIC's instructions. d. Boards transportation to return to unit IAW SPOE Team OIC's instructions.		

TASK PERFORMANCE/EVALUATION SUMMARY BLOCK							
ITERATION	1	2	3	4	5		TOTAL
TOTAL TASK STEPS EVALUATED							
TOTAL TASK STEPS "GO"							
TRAINING STATUS "GO"/"NO-GO"							

"\*" Indicates a leader task step.

**OPFOR TASKS AND STANDARDS**

**NONE:**





TASK STEPS AND PERFORMANCE MEASURES	GO	NO-GO
<ul style="list-style-type: none"> <li>f. Conducts acceptance inspection of vehicles and equipment with DACG officials at the alert holding area.</li> <li>g. Directs unit to correct deficiencies noted during acceptance inspection.</li> <li>h. Transfers custody of equipment and cargo to DACG officials IAW Deployment SOP.</li> <li>i. Briefs the higher HQ commander on status of APOE activities.</li> </ul> <p>* 2. UMO supervises APOE activities.</p> <ul style="list-style-type: none"> <li>a. Coordinates with DACG and/or supporting installation officials for transportation, maintenance, logistics and other support, as required.</li> <li>b. Coordinates with DACG officials to verify APOE movement schedules, procedures, and requirements.</li> <li>c. Coordinates with S4 representative to ensure adequate shoring, dunnage, and floor protection are on hand and readily available for loading.</li> <li>d. Verifies unit vehicles, equipment, cargo, and secondary loads are properly marked and prepared for airlift IAW TALCE/DACG instructions.</li> <li>e. Coordinates with DACG to verify loading sequence of vehicles and equipment.</li> <li>f. Verifies that deficiencies noted during DACG acceptance inspection have been corrected.</li> <li>g. Verifies the presence of all manifested personnel by conducting roll call.</li> <li>h. Provides verified personnel and cargo manifest to DACG at the alert holding area.</li> <li>i. Provides load teams to load and tie down unit equipment under supervision of the DACG or loadmaster.</li> </ul> <p>* 3. Unit leaders supervise final preparation of vehicles, equipment, cargo, and personal gear for deployment.</p> <ul style="list-style-type: none"> <li>a. Inspect vehicles, equipment, cargo, and personal gear for completeness, damage and compliance with loading plans IAW MA Plan.</li> <li>b. Inspect vehicles, equipment, cargo, and personal gear for proper marking and documentation IAW MA Plan.</li> <li>c. Inspect vehicles and cargo to ensure deficiencies noted during acceptance inspection have been corrected.</li> </ul>		

TASK STEPS AND PERFORMANCE MEASURES	GO	NO-GO
<p>d. Coordinate with the UMO for maintenance assistance, as required.</p> <p>e. Enforce safety procedures.</p> <p>f. Enforce environmental stewardship procedures IAW FM 20-400 and TC 20-401.</p> <p>4. Unit performs APOE MA activities.</p> <p>a. Performs after operations PMCS IAW Deployment SOP and appropriate TMs.</p> <p>b. Notifies supervisor of maintenance problems beyond operator's capability to repair.</p> <p>c. Conducts final preparation of vehicles and equipment IAW DOD 4500.9-R and UMO's instructions.</p> <p>d. Adjusts vehicle fuel levels IAW TM 38-250 and UMO's instructions.</p> <p>e. Turns in excess fuel IAW UMO/NCO's instructions.</p> <p>f. Corrects deficiencies on vehicles, cargo, and personal gear IAW unit leaders' instructions.</p> <p>g. Corrects deficiencies on placement of placards, labels, and certification documents on hazardous material IAW Deployment SOP, Movement Plan, TM 38-250 and UMO's instructions.</p> <p>h. Moves to APOE alert holding area, as directed.</p> <p>i. Employs safety procedures.</p> <p>j. Employs environmental stewardship procedures IAW FM 20-400 and TC 20-401.</p> <p>5. Unit performs APOE alert holding area activities.</p> <p>a. Corrects deficiencies in shipping documents, markings, custom labels, and decontamination tags on vehicles and equipment IAW Deployment SOP, and UMO's instructions.</p> <p>b. Drives vehicles to call forward area, as directed.</p> <p>6. Unit performs APOE passenger activities.</p> <p>a. Reports to designated location for DACG safety and anti-terrorism briefing IAW UMO's instructions.</p> <p>b. Provides baggage detail, as directed, to load unit baggage on aircraft.</p> <p>c. Completes security screen IAW DACG officials' instructions.</p> <p>d. Boards aircraft IAW loadmaster's instructions.</p>		

<b>TASK PERFORMANCE/EVALUATION SUMMARY BLOCK</b>							
<b>ITERATION</b>	<b>1</b>	<b>2</b>	<b>3</b>	<b>4</b>	<b>5</b>		<b>TOTAL</b>
TOTAL TASK STEPS EVALUATED							
TOTAL TASK STEPS "GO"							
TRAINING STATUS "GO"/"NO-GO"							

"\*" Indicates a leader task step.

**OPFOR TASKS AND STANDARDS**

**NONE:**

**ELEMENTS: COMPANY**

**TASK:** PERFORM AERIAL PORT OF DEBARKATION ACTIVITIES FOR DEPLOYMENT (63-2-8011)

(FM 55-65)

(FM 100-17)

(FM 55-10)

**ITERATION:** 1 2 3 4 5 M (Circle)

**COMMANDER/LEADER ASSESSMENT:** T P U (Circle)

**CONDITIONS:** Aircraft carrying main body lands at the APOD. The battalion has advance party personnel at the APOD to assist the unit in APOD activities. Representatives from the battalion advance party and AACG meet the aircraft. AACG officials have requested that unit personnel assist in offloading vehicles. The AACG has designated a holding area and an MA for the unit to complete APOD activities. Transportation is available to move the unit to the MA, SPOD, and Theater Staging Base. The commander has designated an OIC/NCOIC and Equipment Reception Team to travel to the SPOD and receive unit vehicles and equipment deployed by ship. The Deployment SOP is available. APOD activities are performed day or night under all environmental conditions. This task should not be trained in MOPP4.

**TASK STANDARDS:** APOD activities are performed IAW Deployment SOP and AACG officials and commander's instructions.

**NOTE:** The Equipment Reception Team is an ad hoc group of personnel designated by the unit commander to receive the unit's equipment once it arrives at the port.

TASK STEPS AND PERFORMANCE MEASURES	GO	NO-GO
* 1. Commander coordinates arrival of personnel. <ul style="list-style-type: none"> <li>a. Coordinates with battalion advance party and PMCT officials upon arrival for location of holding and MAs, maintenance support, movement, security, and other special APOD requirements.</li> <li>b. Assembles unit in holding area.</li> <li>c. Directs unit leaders to establish security, as required.</li> <li>d. Coordinates with higher HQ representative or PMCT for transportation support to APOD MA, SPOD holding area, and TSB.</li> <li>e. Coordinates with S2/S3 representative for tactical intelligence, security requirements, and movement schedule.</li> </ul>		

TASK STEPS AND PERFORMANCE MEASURES	GO	NO-GO
<ul style="list-style-type: none"> <li>f. Briefs unit leaders on tactical situation, security requirements, movement schedule, and special APOD requirements.</li> <li>g. Directs unit leaders to establish security IAW S2/S3's instructions.</li> <li>h. Directs unit leaders to prepare unit for movement TSB.</li> </ul> <p>* 2. UMO supervises unit movement activities at APOD.</p> <ul style="list-style-type: none"> <li>a. Coordinates with AACG for offloading and movement schedules.</li> <li>b. Briefs unit leaders on offloading and movement schedules.</li> <li>c. Provides AACG, supporting installation officials, and S2/S3 representative a copy of DEL.</li> <li>d. Coordinates with S2/S3 representatives for convoy routes, maps, and timetable for road movements to SPOD and TSB.</li> <li>e. Coordinates with S4 representatives for fuel and supplies for road movements.</li> <li>f. Briefs commander on APOD activities.</li> </ul> <p>* 3. Unit leaders supervise unit activities at APOD.</p> <ul style="list-style-type: none"> <li>a. Inspect personnel and weapons for accountability as they exit aircraft.</li> <li>b. Brief personnel on location of holding and MA, movement requirements, and special APOD requirements.</li> <li>c. Establish security IAW commander's instructions.</li> <li>d. Designate personnel to assist in offloading aircraft, as required.</li> <li>e. Inspect personnel and personal gear at the holding area and MA to ensure all personnel have arrived with required personal gear and baggage.</li> <li>f. Brief commander on unit activities at APOD.</li> <li>g. Enforce safety procedures.</li> <li>h. Enforce environmental stewardship procedures IAW FM 20-400 and TC 20-401.</li> </ul> <p>4. Unit HQ prepares soldiers for movement to TSB.</p> <ul style="list-style-type: none"> <li>a. Issues individual supplies as needed, such as ammunition, food, water, health and comfort items.</li> <li>b. Coordinates with the AACG for life support for unit personnel in the transit holding area, as needed.</li> <li>c. Maintains daily personnel accountability.</li> </ul>		

TASK STEPS AND PERFORMANCE MEASURES	GO	NO-GO
5. Main Body performs unit activities at the APOD. <ul style="list-style-type: none"> <li>a. Disembarks aircraft IAW loadmaster's instructions.</li> <li>b. Assembles in APOD holding area, as directed.</li> <li>c. Performs offloading activities IAW AACG officials and loadmaster's instructions.</li> <li>d. Performs security functions, as directed.</li> <li>e. Moves to APOD MA IAW commander's instructions.</li> <li>f. Performs security functions, as directed.</li> <li>g. Inspects vehicles and equipment to ensure all equipment is offloaded and serviceable.</li> <li>h. Notifies unit leaders of vehicle and/or equipment deficiencies that can not be corrected.</li> <li>i. Reconfigures vehicles and cargo for road movement, if necessary.</li> <li>j. Fuels vehicles for convoy to TSB, if appropriate.</li> <li>k. Loads baggage on transportation for movement to SPOD holding area (Equipment Reception Team) or TSB (Main Body), as directed.</li> <li>l. Boards transportation for movement to SPOD holding area or TSB, as directed.</li> <li>m. Employs safety procedures.</li> <li>n. Employs environmental stewardship procedures IAW FM 20-400 and TC 20-401.</li> </ul>		

TASK PERFORMANCE/EVALUATION SUMMARY BLOCK							
ITERATION	1	2	3	4	5		TOTAL
TOTAL TASK STEPS EVALUATED							
TOTAL TASK STEPS "GO"							
TRAINING STATUS "GO"/"NO-GO"							

"\*" Indicates a leader task step.

### OPFOR TASKS AND STANDARDS

NONE:

**ELEMENTS: COMPANY**

**TASK:** PERFORM SEA PORT OF DEBARKATION ACTIVITIES FOR DEPLOYMENT (63-2-8012)  
 (FM 55-65) (FM 100-17) (FM 55-10)

**ITERATION:** 1 2 3 4 5 M (Circle)

**COMMANDER/LEADER ASSESSMENT:** T P U (Circle)

**CONDITIONS:** Unit equipment and supercargoes have arrived at the SPOD. The commander has designated an OIC/NCOIC to accompany the Equipment Reception Team (ERT) to the SPOD holding area. The Equipment Reception Team has been trained and briefed on duties and responsibilities. The battalion HQ has deployed and the battalion commander and or representatives from the staff are located in the SPOD. A Rail Loading Team Chief and Rail Loading Team has been designated and trained. Transportation support is available. Foreign nation or MP security is provided. The PSA has designated an area for equipment to be inventoried and inspected as it is offloaded. Life support is provided at the PSA. Rail and road MA have been designated for the unit to complete SPOD activities and prepare for movement to the theater TSB. Sufficient railcars and vehicles are available to move the unit to the theater TSB. The unit's main body is located in the TSB. The Deployment SOP is available. SPOD activities are performed day or night under all environmental conditions. This task should not be trained in MOPP4.

**TASK STANDARDS:** SPOD activities are performed IAW Deployment SOP and PSA officials and commander's guidance.

TASK STEPS AND PERFORMANCE MEASURES	GO	NO-GO
* 1. OIC/NCOIC of the Equipment Reception Team directs unit activities at the SPOD. <ul style="list-style-type: none"> <li>a. Coordinates with higher HQ staff personnel and/or PSA and PMCT officials upon arrival for location of holding and MA, maintenance, logistics, and movement support and security, and other special SPOD requirements.</li> <li>b. Coordinates with S4 and/or PSA officials for life support for unit personnel while at the SPOD.</li> <li>c. Identifies amount of PREPO materiel required by the unit, as applicable.</li> <li>d. Assembles Equipment Reception Team in holding area.</li> <li>e. Conducts acceptance inspection with PSA officials.</li> <li>f. Notifies battalion commander and S4 representative of missing or damaged equipment.</li> </ul>		



TASK STEPS AND PERFORMANCE MEASURES	GO	NO-GO
<ul style="list-style-type: none"> <li>g. Assumes custody of equipment and cargo IAW S4 representative and PSA officials' instructions.</li> <li>h. Coordinates with S4 representative for transportation support to TSB, if required.</li> <li>i. Coordinates with S2/S3 and MCT for movement schedules to the TSB.</li> <li>j. Verifies arrival, morale, and welfare of supercargoes.</li> <li>k. Reestablishes accountability and responsibility for supercargoes.</li> <li>l. Directs convoy and rail loading parties to proceed to rail loading or road convoy MA IAW S2/S3's and MCT's movement instructions.</li> <li>m. Monitors preparation of equipment for road convoy or rail movement to ensure compliance with TSOP.</li> <li>n. Briefs unit leaders on SPOD requirements.</li> <li>o. Advises unit commander and battalion representative on SPOD activities, as required.</li> </ul> <p>* 2. UMO supervises unit activities at SPOD.</p> <ul style="list-style-type: none"> <li>a. Coordinates with S4 representative to identify offloading schedules; location of holding and MAs; location of PREPO vehicles and materiel; and other SPOD information, as required.</li> <li>b. Briefs personnel on offloading schedules, drawing PREPO vehicles and materiel, special SPOD requirements, and location of MA.</li> <li>c. Coordinates with S2/S3 representative to identify equipment, loading times and sites, and unit loading requirements to prepare designated equipment for rail movement to TSB.</li> <li>d. Coordinates with S2/S3 representatives for convoy routes, maps, tactical intelligence, and timetable for road move to TSB.</li> <li>e. Coordinates with S4 representatives for fuel, ammunition and supplies for road move to TSB.</li> <li>f. Provides rail loading plan to Rail Loading Team Chief.</li> <li>g. Monitors rail loading procedures to ensure compliance with MCT's instructions.</li> <li>h. Monitors preparation of equipment for road convoy to ensure compliance with TSOP.</li> <li>i. Briefs equipment reception party on rail loading and convoy requirements.</li> <li>j. Briefs commander on SPOD activities.</li> </ul>		

TASK STEPS AND PERFORMANCE MEASURES	GO	NO-GO
<ul style="list-style-type: none"> <li>k. Enforces safety procedures.</li> <li>l. Enforces environmental stewardship procedures IAW FM 20-400 and TC 20-401.</li> </ul> <p>3. Supercargoes perform SPOD activities.</p> <ul style="list-style-type: none"> <li>a. Disembark ship IAW vessel POC's instructions.</li> <li>b. Report to Equipment Reception Team OIC/NCOIC for instructions.</li> </ul> <p>4. Equipment Reception Team performs equipment reception activities.</p> <ul style="list-style-type: none"> <li>a. Offloads vehicles IAW PSA officials' instructions.</li> <li>b. Inspects equipment to ensure all equipment is operational.</li> <li>c. Moves vehicles and materiel from PREPO locations to rail or convoy MAs.</li> <li>d. Moves unit vehicles and cargo to SPOD rail or convoy MAs.</li> <li>e. Performs before-operations PMCS on all vehicles and equipment.</li> <li>f. Corrects all vehicle and equipment discrepancies within the operator's capabilities IAW applicable TM.</li> <li>g. Reports all deficiencies beyond operator's capability to immediate supervisor.</li> <li>h. Reconfigures vehicles and cargo for road movement, if necessary.</li> <li>i. Fuels vehicles for convoy to TSB, if appropriate.</li> <li>j. Draws weapons, ammunition, and other tactical supplies from S4 representative, if necessary.</li> <li>k. Notifies UMO that vehicles are offloaded and operational.</li> <li>l. Employs safety procedures.</li> <li>m. Employs environmental stewardship procedures IAW FM 20-400 and TC 20-401.</li> </ul> <p>* 5. Rail Loading Team Chief supervises rail loading activities.</p> <ul style="list-style-type: none"> <li>a. Coordinates with UMO for rail loading plans.</li> <li>b. Coordinates with UMO to identify special rail loading requirements.</li> <li>c. Verifies the presence of all rail guards by conducting roll call.</li> <li>d. Verifies the presence of manifested vehicles and equipment by conducting physical inventory.</li> </ul>		

TASK STEPS AND PERFORMANCE MEASURES	GO	NO-GO
e. Provides a copy of the personnel and cargo manifest to conductor. f. Notifies commander when rail loading is completed. g. Enforces safety procedures.  6. Rail Loading Team performs rail loading. a. Stages vehicles IAW rail loading plan. b. Loads vehicles and equipment on railcars IAW rail loading plan and UMO's instructions. c. Secures vehicles and equipment IAW rail loading plan and UMO's instructions. d. Notifies Rail Loading Team Chief when rail loading is completed. e. Employs safety procedures.		

TASK PERFORMANCE/EVALUATION SUMMARY BLOCK							
ITERATION	1	2	3	4	5		TOTAL
TOTAL TASK STEPS EVALUATED							
TOTAL TASK STEPS "GO"							
TRAINING STATUS "GO"/"NO-GO"							

"\*" Indicates a leader task step.

**OPFOR TASKS AND STANDARDS**

**NONE:**



TASK STEPS AND PERFORMANCE MEASURES	GO	NO-GO
<p>a. Assign vehicle positions with the heavier, slower vehicles placed first.</p> <p>b. Assign control vehicles in convoy without setting a pattern.</p> <p>NOTE: Convoy commander assigns FBCB2 or MTS equipped vehicles as control vehicles, if available.</p> <p>c. Assign recovery vehicle(s) positions where they can move to disabled vehicles without disrupting convoy movement.</p> <p>d. Assign hardened vehicle(s) with crew-served weapons interspersed throughout the convoy.</p> <p>e. Assign passenger locations where all unit personnel have a position and semi-automatic and automatic weapons are alternated throughout the convoy to cover front, rear, and flanks.</p> <p>f. Assign soldiers to air guard duties with specific search sectors covering 360 degrees.</p> <p>g. Assign sufficient number of recovery vehicles and mechanics to assign to trail party element.</p> <p>h. Provide vehicle position listing with locations of all vehicles to the trail party leader.</p> <p>i. Open radio net(s) as specified in the movement order.</p> <p>* 3. Convoy commander and leaders conduct premovement inspections. (STP 21-I-MQS: 04-3304.01-0002)</p> <p>a. Inspect personnel and their equipment for compliance with commander's guidance, movement order, and TSOP.</p> <p>b. Inspect organizational equipment for accountability and serviceability.</p> <p>c. Inspect vehicles, trailers, and loads for serviceability, proper stowing, and security.</p> <p>d. Forward personnel and equipment status to commander and higher HQ staff element.</p> <p>NOTE: Convoy commander forwards status reports using FBCB2, if equipped.</p> <p>* 4. Convoy commander conducts briefings for convoy personnel. (STP 21-I-MQS: 03-9007.01-0020)</p> <p>a. Provides analog or digital strip maps to each vehicle driver, as applicable.</p> <p>b. Briefs convoy chain of command.</p> <p>c. Briefs convoy route.</p> <p>d. Prescribes the rate of march and catch-up speeds.</p>		

<b>TASK STEPS AND PERFORMANCE MEASURES</b>	<b>GO</b>	<b>NO-GO</b>
e. Briefs vehicle intervals. f. Identifies scheduled halts, to include convoy support centers. g. Briefs safety, accident, and breakdown procedures. h. Briefs immediate action security measures. i. Briefs blackout condition procedures. j. Identifies location of medical support. k. Identifies location of maintenance support. l. Provides location and identification of destination. m. Briefs arm/hand signals. n. Briefs radio frequencies and call signs for control personnel, fire support elements, and medical evacuation support.  5. Equipment Reception Team prepares to cross SP. a. Positions all vehicles IAW convoy commander's instructions. b. Clears all individual and crew-served weapons. c. Posts air guards in positions designated by convoy commander. d. Posts security guards to maintain 360-degree surveillance. e. Forwards movement readiness report to S2/S3 Section. NOTE: Team leader forwards reports using FBCB2, if equipped.		

<b>TASK PERFORMANCE/EVALUATION SUMMARY BLOCK</b>							
<b>ITERATION</b>	<b>1</b>	<b>2</b>	<b>3</b>	<b>4</b>	<b>5</b>	<b>M</b>	<b>TOTAL</b>
TOTAL TASK STEPS EVALUATED							
TOTAL TASK STEPS "GO"							
TRAINING STATUS "GO"/"NO-GO"							

"\*" Indicates a leader task step.

### **SUPPORTING INDIVIDUAL TASKS**

<b>References</b>	<b>Task Number</b>	<b>Task Title</b>
STP 21-II-MQS	01-7300.75-0500	Plan Convoy Operations
STP 21-I-MQS	03-9007.01-0020	Give Briefings
	04-3304.01-0002	Conduct Inspection

**OPFOR TASKS AND STANDARDS**

**NONE:**

**ELEMENTS: COMPANY**

**TASK: PERFORM REDEPLOYMENT PERSONNEL AND ADMINISTRATIVE ACTIONS (63-2-8014)**  
 (FM 100-17) (FM 55-10)

**ITERATION:** 1 2 3 4 5 M (Circle)  
**COMMANDER/LEADER ASSESSMENT:** T P U (Circle)

**CONDITIONS:** The unit receives a warning order to redeploy to home station. The unit is located in the TAA. Some personnel and administrative actions are initiated in the TAA and completed in the RAA. The unit is redeploying as part of a higher HQ redeployment. The S1 has provided an SRP schedule to the commander. The S1 has coordinated for ASG contact team support. Transportation to move the unit to PROC CS is available. The Redeployment Movement Plan is available. The unit has a trained officer and/or NCO appointed as UMO and alternate UMO. Preparation activities for redeployment are performed day or night under all environmental conditions. This task should not be trained in MOPP4.

**TASK STANDARDS:** Redeployment SRP activities are accomplished IAW Redeployment Movement Plan, S1 SRP processing schedule, and commander's guidance.

TASK STEPS AND PERFORMANCE MEASURES	GO	NO-GO
* 1. Commander directs personnel and administrative redeployment activities. <ul style="list-style-type: none"> <li>a. Coordinates with S1 to identify personnel and administrative requirements for redeployment.</li> <li>b. Designates higher HQ advance party representatives and SPOE Team.</li> <li>c. Briefs unit leaders on personnel and administrative requirements for redeployment.</li> <li>d. Provides personnel and administrative processing schedule to unit HQ.</li> <li>e. Directs the unit HQ to develop a unit personnel and administrative processing schedule.</li> <li>f. Forwards list of personnel unable to redeploy to S1 Section.</li> <li>g. Forwards list of personnel redeploying as individuals.</li> <li>h. Directs personnel to complete personnel and administrative requirements for redeployment.</li> </ul>		



TASK STEPS AND PERFORMANCE MEASURES	GO	NO-GO
<ul style="list-style-type: none"> <li>i. Approves or disapproves award and decoration recommendations, as appropriate.</li> <li>j. Coordinates with S1 for personnel and administrative support, as required.</li> <li>k. Briefs higher HQ commander on status of personnel and administrative actions.</li> </ul> <p>2. Unit HQ supervises redeployment personnel and administrative actions.</p> <ul style="list-style-type: none"> <li>a. Develops unit personnel and administrative processing schedule based on the Redeployment Movement Plan, S1 SRP schedule processing, and commander's guidance.</li> <li>b. Distributes unit personnel and administrative processing schedule to platoons and sections.</li> <li>c. Monitors personnel and administrative processing to ensure personnel complete actions IAW schedule.</li> <li>d. Verifies redeployment records are updated prior to soldier's departure from theater.</li> </ul> <p>3. Unit HQ performs personnel redeployment processing functions.</p> <ul style="list-style-type: none"> <li>a. Identifies COA for soldiers not eligible for redeployment, to include temporary gaining command, transfer procedures, and administrative requirements.</li> <li>b. Provides list of soldiers eligible for redeployment and those scheduled to return as individuals.</li> <li>c. Provides redeploying soldiers medical, dental and personnel records for redeployment processing.</li> <li>d. Provides necessary forms to unit personnel for redeployment processing.</li> <li>e. Dispatches all soldier's updated records back to the unit's home station before the soldier departs.</li> <li>f. Sends records to home station on different conveyance as soldiers.</li> <li>g. Completes personnel and administrative requirements for deployment IAW higher HQ directives.</li> <li>h. Prepares passenger manifest.</li> <li>i. Processes recommendations for decorations and awards IAW commander's instructions.</li> <li>j. Completes evaluation reports for eligible soldiers who are scheduled to redeploy individually.</li> <li>k. Inputs status changes and other actions to pay and personnel systems.</li> </ul>		

TASK STEPS AND PERFORMANCE MEASURES	GO	NO-GO
1. Coordinates with the S1 Section for personnel and administrative support, as required. m. Briefs commander on personnel and administrative actions, as required. * 4. Unit leaders supervise personnel and administrative actions. a. Direct personnel to complete personnel and administrative actions, as required. b. Monitor personnel and administrative processing to ensure personnel complete actions IAW schedule. c. Submit performance reports, award and decoration recommendations, and other personnel actions to the commander for approval/certification, as required. d. Coordinate with unit HQ for personnel and administrative support, as required. e. Submit records and reports to unit HQ IAW the Redeployment Movement Plan and commander's instructions. f. Brief commander on personnel and administrative actions. g. Brief personnel on personnel and administrative requirements.		

TASK PERFORMANCE/EVALUATION SUMMARY BLOCK							
ITERATION	1	2	3	4	5		TOTAL
TOTAL TASK STEPS EVALUATED							
TOTAL TASK STEPS "GO"							
TRAINING STATUS "GO"/"NO-GO"							

"\*" Indicates a leader task step.

**OPFOR TASKS AND STANDARDS**

NONE:

**ELEMENTS: COMPANY**

**TASK: PERFORM REDEPLOYMENT TRAINING ACTIVITIES (63-2-8015)**  
 (FM 100-17) (AR 220-10)

**ITERATION:** 1 2 3 4 5 M (Circle)

**COMMANDER/LEADER ASSESSMENT:** T P U (Circle)

**CONDITIONS:** The unit is preparing for redeployment to home station. Sufficient time exists for the unit to conduct redeployment training. Training support is available to train unit personnel in customs, USDA, and other redeployment requirements. Training is conducted in the TAA and/or RAA. The commander has designated a training officer and NCO. The Redeployment Movement Plan, higher HQ Redeployment OPORD, and training records are available. The unit has a trained officer and/or NCO appointed as UMO and alternate UMO. The unit is redeploying as part of a higher HQ redeployment. Redeployment training activities are performed day or night under all environmental conditions. This task should not be trained in MOPP4.

**TASK STANDARDS:** Redeployment training is accomplished IAW the training schedule and commander's guidance.

TASK STEPS AND PERFORMANCE MEASURES	GO	NO-GO
<p>* 1. Commander directs redeployment training activities. (STP 21-I-MQS: 01-8951.00-8959)</p> <ul style="list-style-type: none"> <li>a. Identifies redeployment training requirements by reviewing the Redeployment Movement Plan and higher HQ Redeployment OPORD and in coordination with the higher HQ staff personnel.</li> <li>b. Directs training officer to develop a unit training schedule to correct training deficiencies.</li> <li>c. Designates personnel to receive redeployment training.</li> <li>d. Briefs higher HQ commander on status of redeployment training.</li> <li>e. Completes verification statement and checklists indicating the status of the unit.</li> </ul> <p>* 2. Training Officer/NCO supervises redeployment training activities.</p> <ul style="list-style-type: none"> <li>a. Develops training schedule based on Redeployment OPORD, specialized training requirements identified by higher HQ and commander's guidance.</li> </ul>		

TASK STEPS AND PERFORMANCE MEASURES	GO	NO-GO
b. Coordinates with S2/S3 for training support, as required. c. Provides training schedule to S2/S3 Section and unit leaders, as appropriate. d. Provides stress control and family support reorientation briefings IAW higher HQ directives. e. Monitors training to ensure appropriate training is provided to personnel. f. Briefs commander on status of redeployment training.  * 3. Unit leaders perform redeployment training activities. a. Coordinate with UMO for required training support. b. Conduct training IAW training schedule, if required. c. Annotate training results on individual and team training records.		

TASK PERFORMANCE/EVALUATION SUMMARY BLOCK							
ITERATION	1	2	3	4	5		TOTAL
TOTAL TASK STEPS EVALUATED							
TOTAL TASK STEPS "GO"							
TRAINING STATUS "GO"/"NO-GO"							

"\*" Indicates a leader task step.

**SUPPORTING INDIVIDUAL TASKS**

References	Task Number	Task Title
STP 21-I-MQS	O1-8951.00-8959	Conduct Training at Company Level

**OPFOR TASKS AND STANDARDS**

**NONE:**

**ELEMENTS: COMPANY**

**TASK: PERFORM REDEPLOYMENT SUPPLY ACTIVITIES (63-2-8016)**  
 (AR 700-84) (AR 220-10) (FM 100-17)

**ITERATION:** 1 2 3 4 5 M (Circle)

**COMMANDER/LEADER ASSESSMENT:** T P U (Circle)

**CONDITIONS:** The unit is preparing for redeployment to home station. Vehicles, equipment, and supplies are available for reconstitution of units redeploying. Redeployment supply activities are accomplished in the TAA and RAA. The TSOP, Redeployment Movement Plan, and higher HQ Redeployment OPORD are available. The unit is redeploying as part of a higher HQ deployment. Redeployment supply activities are performed day or night under all environmental conditions. This task should not be trained in MOPP4.

**TASK STANDARDS:** Redeployment supply activities are accomplished IAW the Redeployment Movement Plan, TSOP, higher HQ Redeployment OPORD, and commander's guidance.

TASK STEPS AND PERFORMANCE MEASURES	GO	NO-GO
* 1. Commander directs redeployment supply activities. <ul style="list-style-type: none"> <li>a. Identifies vehicles and equipment to be left in-country.</li> <li>b. Identifies vehicles and equipment required to reconstitute the unit before or after redeployment.</li> <li>c. Coordinates with S4 for issue of vehicles, equipment, and supplies required to reconstitute the unit.</li> <li>d. Identifies supplies and equipment needed to redeploy to home station by reviewing the Redeployment Movement Plan, Redeployment OPORD, and coordination with S4.</li> <li>e. Directs unit leaders to turn-in vehicles, ammunition, supplies, and equipment to be left in-country.</li> <li>f. Directs unit leaders to provide supply and equipment requests to supply section.</li> <li>g. Directs supply section to turn-in excess supplies and equipment IAW TSOP and S4 Section's instructions.</li> <li>h. Inspects area and facilities to ensure excess vehicles, equipment, and supplies have been turned-in.</li> <li>i. Briefs higher HQ commander and the higher HQ staff personnel on supply status, as required.</li> </ul> 2. Unit elements perform redeployment supply activities.		

TASK STEPS AND PERFORMANCE MEASURES	GO	NO-GO
<p>a. Identify shortages of vehicles, supplies, and equipment by conducting inventories and reviewing DEL.</p> <p>b. Identify shortages of clothing and personal equipment by inventorying OCIE.</p> <p>c. Submit requests for vehicles, supplies, and equipment to supply section IAW TSOP and commander's instructions.</p> <p>3. Unit HQ provides supply support.</p> <p>a. Provides a copy of the DEL to platoons and sections, as required.</p> <p>b. Submits request for supplies and equipment to S4 Section IAW TSOP.</p> <p>c. Coordinates with S4 Section to resolve, cancel or validate outstanding requisitions.</p> <p>d. Submits changes of the "ship to" address to reflect home station address for all outstanding requisitions.</p> <p>e. Coordinates with commander or S4 Section for transportation and MHE support to turn-in, pick-up, issue, and/or pack ammunition, equipment, and supplies, if necessary.</p> <p>f. Coordinates with S4 for customs and USDA inspection schedule and procedures.</p> <p>g. Inspects issued vehicles and equipment for serviceability and completeness.</p> <p>h. Issues vehicles, equipment, and supplies to appropriate platoons/sections IAW TSOP and commander's instructions.</p> <p>i. Secures unissued supplies and equipment IAW TSOP.</p> <p>j. Turns in equipment, supplies, and hazardous material to designated facility, as appropriate.</p> <p>k. Briefs commander on supply status.</p>		

TASK PERFORMANCE/EVALUATION SUMMARY BLOCK							
ITERATION	1	2	3	4	5		TOTAL
TOTAL TASK STEPS EVALUATED							
TOTAL TASK STEPS "GO"							
TRAINING STATUS "GO"/"NO-GO"							

"\*" Indicates a leader task step.

**OPFOR TASKS AND STANDARDS**

**NONE:**

**ELEMENTS: COMPANY**

**TASK: PERFORM REDEPLOYMENT MAINTENANCE ACTIVITIES (63-2-8017)**  
 (DA Pamphlet 738-750) (AR 220-1) (AR 700-138)  
 (AR 750-1) (DA Pamphlet 750-35) (FM 100-17)  
 (FM 55-10) (FM 9-43-1)

**ITERATION:** 1 2 3 4 5 M (Circle)

**COMMANDER/LEADER ASSESSMENT:** T P U (Circle)

**CONDITIONS:** The unit is preparing for redeployment to home station. The commander has designated a motor officer. Required tools, equipment, and personnel are available. MSTs are available in the TAA and RAA. The Maintenance SOP is available. The unit is redeploying as part of a higher HQ redeployment. Redeployment maintenance is performed day or night under all environmental conditions. This task should not be trained in MOPP4.

**TASK STANDARDS:** Redeployment maintenance is accomplished IAW the Maintenance SOP and commander's guidance.

TASK STEPS AND PERFORMANCE MEASURES	GO	NO-GO
<p>* 1. Commander directs redeployment maintenance activities. (STP 21-II-MQS: O1-4965.90-0001, O3-4976.90-0501)</p> <ul style="list-style-type: none"> <li>a. Identifies redeployment maintenance requirements IAW TA guidance.</li> <li>b. Monitors maintenance activities for compliance with the Maintenance SOP and commander's guidance.</li> <li>c. Approves the use of controlled exchange when required repair parts are not available.</li> <li>d. Checks MCSR for accuracy and completeness.</li> <li>e. Forwards MCSR to the S4 Section. (STP 21-II-MQS: O1-4965.90-0001, O3-4976.90-0501)</li> <li>f. Coordinates with S4 for maintenance support, as required.</li> <li>g. Prioritizes repair of vehicles and equipment.</li> <li>h. Enforces safety procedures.</li> <li>i. Enforces environmental stewardship procedures IAW FM 20-400 and TC 20-401.</li> </ul> <p>* 2. Motor officer and/or motor sergeant supervises redeployment maintenance activities. (STP 21-II-MQS: O3-5101.00-0283)</p>		



TASK STEPS AND PERFORMANCE MEASURES	GO	NO-GO
<ul style="list-style-type: none"> <li>a. Identifies unit operational readiness levels by reviewing vehicle and equipment status reports, PMCS, and redeployment maintenance checks.</li> <li>b. Prepares MCSR IAW AR 220-1 and AR 700-138.</li> <li>c. Submits current MCSR to commander. (STP 21-II-MQS: O3-5101.00-0283)</li> <li>d. Submits request for MSTs to commander, as required.</li> <li>e. Submits request for controlled exchanges to commander for approval.</li> <li>f. Designates unit maintenance personnel to assist MSTs IAW Maintenance SOP, S4 Section, and commander's instructions.</li> <li>g. Directs calibration of tools, if required.</li> <li>h. Verifies PLL inventory by conducting spot checks.</li> <li>i. Verifies completion of repairs by reviewing maintenance records.</li> <li>j. Coordinates with S4 Section to identify status of vehicles and equipment in support maintenance.</li> <li>k. Coordinates with S4 Section for disposition instructions for nonrepairable vehicles.</li> <li>l. Briefs the commander on maintenance status of vehicles and equipment, as required.</li> <li>m. Issues and/or reissues military drivers and equipment licenses to unit personnel, as needed.</li> <li>n. Enforces safety procedures.</li> <li>o. Enforces environmental stewardship procedures IAW FM 20-400 and TC 20-401.</li> </ul> <p>3. Unit HQ performs organizational maintenance activities.</p> <ul style="list-style-type: none"> <li>a. Calibrates tools, as required.</li> <li>b. Inspects equipment IAW appropriate operator and organizational maintenance TMs.</li> <li>c. Records all deficiencies on equipment inspection worksheets.</li> <li>d. Corrects unit-level maintenance deficiencies.</li> <li>e. Forwards requests for DS maintenance to supporting maintenance facility.</li> <li>f. Requests required repair parts from PLL clerk.</li> <li>g. Repairs equipment IAW applicable TM(s).</li> <li>h. Requests approval for controlled exchange through motor officer or sergeant when required repair parts are not available.</li> </ul>		

TASK STEPS AND PERFORMANCE MEASURES	GO	NO-GO
<ul style="list-style-type: none"> <li>i. Performs controlled exchange IAW motor officer's or sergeant's instructions.</li> <li>j. Performs final inspection to ensure quality control of repairs.</li> <li>k. Conducts inventory of PLL to confirm shortages IAW PLL listing.</li> <li>l. Submits request for PLL replenishment to motor sergeant, as required.</li> <li>m. Performs technical inspections of replacement equipment IAW appropriate TMs and manufacturer's instructions.</li> <li>n. Releases equipment to appropriate platoon or section.</li> <li>o. Employs safety procedures.</li> <li>p. Employs environmental stewardship procedures IAW FM 20-400 and TC 20-401.</li> </ul> <p>4. Unit HQ conducts transactions with MSTs.</p> <ul style="list-style-type: none"> <li>a. Identifies vehicles and equipment that require MST support.</li> <li>b. Prepares required documentation for submission to MST.</li> <li>c. Delivers vehicles and equipment to MST.</li> <li>d. Picks up equipment from MST upon notification repairs are completed.</li> <li>e. Notifies owning element to pick up vehicles and equipment.</li> </ul> <p>* 5. Unit leaders supervise redeployment operator maintenance activities.</p> <ul style="list-style-type: none"> <li>a. Monitor performance of PMCS and redeployment maintenance for compliance with the Redeployment Movement Plan, Maintenance SOP, appropriate TM, and commander's guidance.</li> <li>b. Inspect vehicles, weapons, and equipment to ensure compliance with Maintenance SOP, appropriate TMs, and commander's guidance.</li> <li>c. Provide input for MCSR to motor officer, as required.</li> <li>d. Enforce safety procedures.</li> <li>e. Enforce environmental stewardship procedures IAW FM 20-400 and TC 20-401.</li> </ul> <p>6. Unit performs redeployment operator maintenance.</p> <ul style="list-style-type: none"> <li>a. Performs PMCS IAW appropriate TM(s).</li> </ul>		

<b>TASK STEPS AND PERFORMANCE MEASURES</b>	<b>GO</b>	<b>NO-GO</b>
b. Notifies supervisor of maintenance problems beyond operator's capabilities. c. Employs safety procedures. d. Employs environmental stewardship procedures IAW FM 20-400 and TC 20-401.		

<b>TASK PERFORMANCE/EVALUATION SUMMARY BLOCK</b>							
<b>ITERATION</b>	<b>1</b>	<b>2</b>	<b>3</b>	<b>4</b>	<b>5</b>		<b>TOTAL</b>
TOTAL TASK STEPS EVALUATED							
TOTAL TASK STEPS "GO"							
TRAINING STATUS "GO"/"NO-GO"							

"\*" Indicates a leader task step.

**SUPPORTING INDIVIDUAL TASKS**

<b>References</b>	<b>Task Number</b>	<b>Task Title</b>
STP 21-II-MQS	O1-4965.90-0001	Supervise Unit Maintenance Operations
	O3-4976.90-0501	Prepare a Materiel Condition Status Report
	O3-5101.00-0283	Supervise the Maintenance of Unit Prescribed Load List

**OPFOR TASKS AND STANDARDS**

**NONE:**



TASK STEPS AND PERFORMANCE MEASURES	GO	NO-GO
<p>e. Coordinates with S4 for transportation support to A/SPOE, if necessary.</p> <p>f. Inspects area to ensure all excess vehicles, equipment and supplies have been turned-in.</p> <p>g. Notifies S2/S3 when vehicles and containers are loaded and ready to move.</p> <p>* 2. UMO supervises vehicle and equipment preparation activities.</p> <p>a. Coordinates with MCA/MCT TC-ACCIS site for DEL, military shipping labels, and documents.</p> <p>NOTE: If the unit did not deploy with a DEL produced by TC-ACCIS, a DEL will be generated based on the unit property book and vehicle and secondary load lists.</p> <p>b. Updates AUDEL to reflect vehicles, equipment, and supplies to be redeployed based on physical inventory, operational status, and commander's guidance.</p> <p>c. Updates AUDEL to reflect actual weights based on results of weighing.</p> <p>d. Inputs updated AUDEL into the MCA/MCT TC-ACCIS station.</p> <p>e. Provides MCA/MCT and/or S4 Section with information on oversize and overweight vehicles, equipment, and cargo requiring special handling, as required.</p> <p>f. Coordinates with TC-ACCIS site for DEL, BBPCT material requirements lists, vehicle/rail loading plans and schedules, special hauling permit requests, military shipping labels, and convoy clearance requests produced by TC-ACCIS.</p> <p>g. Coordinates with S4 Section for packing materials, weighing scales, MHE, containers, inserts, pallets, and other equipment preparation and loading materials, as required.</p> <p>h. Coordinates with S4 Section for RF tags for sensitive/classified cargo, as required.</p> <p>i. Coordinates with USDA and customs contact team leaders for vehicle and equipment packing, loading, and cleaning instructions early in the preparation process.</p> <p>j. Provides unit leaders with a vehicle and equipment cleaning schedule.</p> <p>k. Provides unit leaders with redeployment forms, shipping labels, and documents, as required.</p> <p>l. Coordinates container pick-up with S4 Section.</p>		

TASK STEPS AND PERFORMANCE MEASURES	GO	NO-GO
<ul style="list-style-type: none"> <li>m. Provides special instructions to Packing and Crating Teams, if necessary.</li> <li>n. Provides container packing schedule to unit leaders and Customs Contact Team.</li> <li>o. Identifies transportation support requirements by reviewing Redeployment Movement Plan and current vehicle status reports.</li> <li>p. Coordinates with S4 Section for movement of vehicles and equipment to rail loading site.</li> <li>q. Provides rail loading plan to Rail Loading Team Chief.</li> <li>r. Provides Rail Loading Team proper tools to conduct rail loadout.</li> <li>s. Coordinates with S4 or MCA/MCT officials for port call message and verification of Redeployment Movement Plan A/SPOE requirements and procedures.</li> <li>t. Briefs commander on status of preparation of vehicles and equipment for deployment.</li> </ul> <p>* 3. Unit leaders supervise preparation of unit elements for redeployment.</p> <ul style="list-style-type: none"> <li>a. Verify adequate space has been allowed for personal items and secondary loads by reviewing loading plans.</li> <li>b. Revise loading plans, as required.</li> <li>c. Monitor packing and loading for compliance with the Redeployment Movement Plan and UMO and customs officials' instructions.</li> <li>d. Direct personnel to deliver vehicles and equipment to the vehicle and equipment cleaning site IAW UMO's instructions.</li> <li>e. Monitor vehicle and equipment cleaning operations to ensure vehicles and equipment are cleaned IAW the Redeployment Movement Plan and USDA officials' instructions.</li> <li>f. Inspect area to ensure all equipment to be redeployed has been packed and/or loaded.</li> <li>g. Inspect area to ensure all excess vehicles, equipment, and supplies have been turned-in.</li> <li>h. Inspect internal loads to ensure loads are secure and in compliance with loading plans.</li> <li>i. Notify UMO of any load plan revisions.</li> <li>j. Enforce safety procedures.</li> <li>k. Enforce environmental stewardship protective procedures IAW FM 20-400 and TC 20-401.</li> </ul>		

TASK STEPS AND PERFORMANCE MEASURES	GO	NO-GO
<p>* 4. UMO maintains an up-to-date AUEL.</p> <ul style="list-style-type: none"> <li>a. Conducts physical inventory of vehicles and equipment to be redeployed to verify accuracy of AUEL.</li> <li>b. Revises AUEL, as required.</li> <li>c. Submits AUEL changes to MCA/MCT TC-ACCIS Site, if necessary.</li> </ul> <p>5. Packing and Crating Teams prepare equipment for redeployment.</p> <ul style="list-style-type: none"> <li>a. Pack containers IAW loading plans, DEL, and UMO and USDA and customs officials' instructions.</li> <li>b. Pack hazardous materials IAW the Redeployment Movement Plan and UMO and USDA and customs officials' instructions.</li> <li>c. Prepare container packing lists and shipping documents IAW UMO's instructions.</li> <li>d. Distribute container packing lists and shipping documents IAW UMO and USDA and customs officials' instructions.</li> <li>e. Mark containers IAW the Redeployment Movement Plan, UMO and USDA and customs officials' instructions.</li> <li>f. Assist container pick-up crew in loading operations, as required.</li> <li>g. Employ safety procedures.</li> <li>h. Employ environmental stewardship protective procedures IAW FM 20-400 and TC 20-401.</li> </ul> <p>6. Vehicle and Equipment Cleaning Team cleans vehicles and equipment for redeployment.</p> <ul style="list-style-type: none"> <li>a. Guides vehicles into cleaning site, as directed by cleaning site officials.</li> <li>b. Cleans vehicles and equipment IAW and USDA officials' instructions.</li> <li>c. Reports completion of vehicle and equipment cleaning operations to UMO.</li> </ul> <p>7. Unit prepares vehicles, equipment and personal gear for redeployment.</p> <ul style="list-style-type: none"> <li>a. Turns in excess vehicles, equipment, and supplies to supply sergeant.</li> <li>b. Packs personal gear IAW Movement Plan and customs officials' instructions.</li> </ul>		

TASK STEPS AND PERFORMANCE MEASURES	GO	NO-GO
<ul style="list-style-type: none"> <li>c. Marks and/or tags personal gear and equipment IAW the Redeployment Movement Plan and UMO and customs officials' instructions.</li> <li>d. Moves equipment to be packed in containers to the container packing area IAW UMO's instructions.</li> <li>e. Loads vehicles IAW the Redeployment Movement Plan, loading plans and UMO and customs officials' instructions.</li> <li>f. Places RF tags on sensitive/classified cargo and/or vehicles as directed by higher HQ.</li> <li>g. Delivers vehicles and equipment to the vehicle and equipment cleaning site, as directed.</li> <li>h. Moves vehicles to UMA, as directed.</li> <li>i. Employs safety procedures.</li> <li>j. Employs environmental stewardship protective procedures IAW FM 20-400 and TC 20-401.</li> </ul> <p>8. Weighing and Marking Team weighs and marks vehicles for deployment.</p> <ul style="list-style-type: none"> <li>a. Sets up weighing and marking area, in designated area IAW commander's instructions.</li> <li>b. Guides vehicles onto scales as they arrive.</li> <li>c. Identifies vehicle gross weight.</li> <li>d. Identifies vehicle axle weights (air movement only).</li> <li>e. Computes vehicle center of balance based on axle weights (air movement only).</li> <li>f. Marks center of balance on vehicles IAW DOD 4500.9-R, and UMO's instructions (air movement only).</li> <li>g. Reports gross weights for each deploying vehicle to UMO.</li> <li>h. Disestablishes weighing and marking area.</li> <li>i. Returns vehicle weighing scales IAW owning facility or UMO's instructions.</li> </ul> <p>9. Unit prepares vehicles and equipment for movement to A/SPOE.</p> <ul style="list-style-type: none"> <li>a. Stages vehicles for convoy to A/SPOE or rail loading site IAW UMO's instructions.</li> <li>b. Corrects loading deficiencies IAW loading plan, if necessary.</li> <li>c. Recomputes center of balance, if necessary (air movement only).</li> <li>d. Re-marks center of balance on vehicles, if necessary (air movement only).</li> </ul>		



TASK STEPS AND PERFORMANCE MEASURES	GO	NO-GO
<p>e. Marks vehicles for movement to A/SPOE IAW FM 55-30 and UMO and USDA and customs officials' instructions.</p> <p>f. Places military shipping labels on vehicles and equipment IAW UMO's instructions.</p> <p>g. Moves designated vehicles and equipment to the rail loading site IAW Movement Plan and UMO's instructions.</p> <p>h. Prepares convoy for movement to A/SPOE.</p> <p>NOTE: Depending on tactical situation, see task steps two through five of Task 63-2-8008 (nontactical move) or Task 63-2-1003 (analog tactical move)/Task 63-2-4003 (digital tactical move) for detailed convoy preparation procedures.</p> <p>i. Notifies UMO that vehicles are ready to cross SP for convoy to A/SPOE.</p> <p>*10. Rail Loading Team OIC/NCOIC supervises rail loading activities.</p> <p>a. Conducts safety briefing for unit personnel at the rail loading site IAW governing regulations and local procedures.</p> <p>b. Coordinates with UMO for rail loading plans.</p> <p>c. Coordinates with UMO to identify special rail loading requirements.</p> <p>d. Verifies the presence of rail guards by conducting roll call, if required.</p> <p>e. Verifies the presence of manifested vehicles and equipment by conducting physical inventory.</p> <p>f. Provides cargo manifest to conductor.</p> <p>g. Inspects vehicles and equipment for military shipping labels and proper markings.</p> <p>h. Notifies commander when rail loading is complete if required.</p> <p>i. Enforces safety procedures.</p> <p>j. Enforces environmental stewardship protective procedures IAW FM 20-400 and TC 20-401.</p> <p>11. Rail Loading Team performs rail loading.</p> <p>a. Stages vehicles IAW rail loading plan.</p> <p>b. Loads vehicles and equipment on railcars IAW rail loading plan and UMO's instructions.</p> <p>c. Secures vehicles and equipment IAW rail loading plan and UMO's instructions.</p> <p>d. Notifies Rail Loading Team OIC/NCOIC when rail loading is complete.</p>		

<b>TASK STEPS AND PERFORMANCE MEASURES</b>	<b>GO</b>	<b>NO-GO</b>
e. Employs safety procedures.		
f. Employs environmental stewardship protective procedures IAW FM 20-400 and TC 20-401.		

<b>TASK PERFORMANCE/EVALUATION SUMMARY BLOCK</b>							
<b>ITERATION</b>	<b>1</b>	<b>2</b>	<b>3</b>	<b>4</b>	<b>5</b>		<b>TOTAL</b>
TOTAL TASK STEPS EVALUATED							
TOTAL TASK STEPS "GO"							
TRAINING STATUS "GO"/"NO-GO"							

"\*" Indicates a leader task step.

**OPFOR TASKS AND STANDARDS**

**NONE:**

**ELEMENTS: COMPANY**

**TASK:** PERFORM SEA PORT OF EMBARKATION ACTIVITIES FOR REDEPLOYMENT (63-2-8019)  
 (FM 100-17) (AR 220-10)

**ITERATION:** 1 2 3 4 5 M (Circle)

**COMMANDER/LEADER ASSESSMENT:** T P U (Circle)

**CONDITIONS:** The unit's wheeled-vehicle convoy crosses the RP in the SPOE MA. The commander has designated a unit SPOE Team and SPOE Team OIC. Higher HQ has an advance party at the SPOE to assist in coordinating SPOE activities. Commercial support is not available. The commander or SPOE Team OIC has notified higher HQ and PSA officials of the unit's arrival. PSA officials have requested unit vehicle operators' assistance in offloading unit vehicles deployed to the SPOE by rail. The railhead is located in the SPOE AO. Transportation, maintenance, logistics, and equipment cleaning support are available. A SPOE sterile area has been designated. The Redeployment Movement Plan and Redeployment OPORD are available. The unit has a trained officer and/or NCO appointed as UMO and alternate UMO. The unit is redeploying as part of a higher HQ deployment. A TSC is in place and has assumed overall responsibility for all logistics in the theater, to include port operations. SPOE activities are performed day or night under all environmental conditions. This task should not be trained in MOPP4.

**TASK STANDARDS:** SPOE activities are performed IAW the Redeployment Movement Plan and higher HQ staff and PSA officials' instructions.

TASK STEPS AND PERFORMANCE MEASURES	GO	NO-GO
* 1. Commander or SPOE Team OIC/NCOIC directs SPOE activities. <ul style="list-style-type: none"> <li>a. Directs team to perform after-operation PMCS checks of vehicles.</li> <li>b. Identifies transportation requirements for return to unit area.</li> <li>c. Coordinates with supporting TSC unit for transportation, maintenance, and logistics support, as required.</li> <li>d. Coordinates with PSA officials to verify SPOE movement schedules, procedures, safety guidelines and requirements.</li> </ul>		

TASK STEPS AND PERFORMANCE MEASURES	GO	NO-GO
<ul style="list-style-type: none"> <li>e. Briefs team leaders on SPOE movement schedules, procedures, safety guidelines and requirements.</li> <li>f. Directs team to offload and inspect equipment arriving by rail.</li> <li>g. Coordinates with PSA to identify number of supercargoes authorized and POC for supercargoes.</li> <li>h. Inspects supercargoes to ensure they are prepared for redeployment by sea movement, to include proper orders and equipment.</li> <li>i. Briefs supercargoes on boarding schedule, responsibilities and POC during sea movement.</li> <li>j. Conducts acceptance inspection of vehicles, equipment and cargo with PSA officials.</li> <li>k. Directs team to correct deficiencies noted during PSA acceptance inspection.</li> <li>l. Transfers custody of vehicles, equipment, and cargo to SPOE officials.</li> <li>m. Briefs the higher HQ commander or designated representative on status of SPOE activities.</li> </ul> <p>2. Supercargoes perform SPOE activities.</p> <ul style="list-style-type: none"> <li>a. Report to port commander's representative IAW UMO's instructions.</li> <li>b. Perform SPOE activities IAW port commander's instructions.</li> <li>c. Coordinate with vessel POC for instructions on responsibilities and accommodations.</li> <li>d. Report to the customs inspection site IAW port commander's instructions.</li> <li>e. Load baggage IAW instructions from vessel POC.</li> <li>f. Board ship IAW instructions from vessel POC.</li> </ul> <p>* 3. UMO coordinates SPOE activities.</p> <ul style="list-style-type: none"> <li>a. Coordinates with PSA officials to verify loading sequence of vehicles and equipment (ship stow plan).</li> <li>b. Monitors PSA acceptance inspection of vehicles and cargo to identify deficiencies.</li> <li>c. Coordinates with maintenance support POC for disposition of excess fuel and POL products and maintenance support, as necessary.</li> <li>d. Coordinates with PSA officials for vehicle cleaning support and location of SPOE sterile area.</li> </ul>		

TASK STEPS AND PERFORMANCE MEASURES	GO	NO-GO
<ul style="list-style-type: none"> <li>e. Inspects shipping documents and labels, markings, customs labels and decontamination tags on vehicles and equipment for compliance with MCA/MCT, customs, USDA officials' instructions, and TM 38-250 instructions.</li> <li>f. Coordinates with MCA/MCT, USDA and/or customs officials to correct deficiencies in shipping documents and labels, customs labels, and decontamination tags.</li> <li>g. Briefs commander and/or SPOE Team OIC on status of SPOE activities.</li> </ul> <p>* 4. UMO coordinates rail offloading.</p> <ul style="list-style-type: none"> <li>a. Coordinates with PSA officials for rail offloading schedule and requirements.</li> <li>b. Designates personnel to assist in rail offloading activities.</li> <li>c. Briefs personnel designated to assist in rail offloading activities on schedule and requirements.</li> <li>d. Supervises rail offloading activities.</li> <li>e. Assumes custody of equipment deployed by rail by signing appropriate shipping documents.</li> <li>f. Notifies SPOE Team leaders equipment deployed by rail has arrived in the MA.</li> <li>g. Briefs commander and/or SPOE Team OIC on status of rail offloading activities.</li> </ul> <p>5. SPOE Team performs rail offloading operations.</p> <ul style="list-style-type: none"> <li>a. Reports to the railhead IAW UMO's instructions.</li> <li>b. Offloads equipment from railcars IAW PSA officials' instructions.</li> <li>c. Moves equipment to SPOE MA IAW PSA officials' instructions.</li> <li>d. Employs safety procedures.</li> </ul> <p>6. SPOE Team performs SPOE MA maintenance.</p> <ul style="list-style-type: none"> <li>a. Performs after-operations PMCS IAW the Redeployment Movement Plan and appropriate TMs.</li> <li>b. Notifies supervisor of maintenance problems beyond operator's capability.</li> <li>c. Checks vehicles, cargo and personal gear for completeness, damage, proper markings and compliance with loading plans.</li> <li>d. Conducts final preparation of vehicles and equipment IAW the Redeployment Movement Plan.</li> </ul>		

TASK STEPS AND PERFORMANCE MEASURES	GO	NO-GO
<ul style="list-style-type: none"> <li>e. Adjusts vehicle fuel levels IAW port call message and PSA officials and UMO's instructions.</li> <li>f. Turns in excess fuel and POL products IAW UMO's instructions.</li> <li>g. Verifies placement of placards, labels, and certification documents on hazardous material IAW PSA officials and UMO's instructions.</li> <li>h. Corrects deficiencies on vehicles, cargo, and personal gear IAW SPOE Team leaders' instructions.</li> <li>i. Moves to SPOE vehicle and equipment cleaning site, as directed.</li> <li>j. Employs safety procedures.</li> <li>k. Employs environmental stewardship procedures.</li> </ul> <p>7. SPOE Team performs USDA cleaning activities.</p> <ul style="list-style-type: none"> <li>a. Performs vehicle cleaning IAW instructions from cleaning site personnel.</li> <li>b. Corrects USDA inspection deficiencies IAW USDA officials' instructions.</li> <li>c. Moves vehicles and equipment to designated sterile area IAW unit leaders' instructions.</li> </ul> <p>* 8. SPOE Team leaders supervise final preparation of vehicles, equipment, cargo, and personal gear for redeployment by sealift.</p> <ul style="list-style-type: none"> <li>a. Inspects military shipping labels, markings, customs labels and decontamination tags on vehicles and equipment for compliance with redeployment SOP, port call message and UMO's instructions.</li> <li>b. Monitors customs inspection to ensure deficiencies are corrected.</li> <li>c. Inspects vehicles and cargo to ensure deficiencies noted during acceptance inspection have been corrected.</li> <li>d. Coordinates maintenance assistance with Commander and/or SPOE Team OIC.</li> <li>e. Enforces safety procedures.</li> <li>f. Enforces environmental stewardship procedures IAW FM 20-400 and TC 20-401.</li> </ul> <p>9. SPOE Team performs final preparation of vehicles, equipment, cargo and personal gear for redeployment.</p> <ul style="list-style-type: none"> <li>a. Moves vehicles and equipment to SPOE SA, as directed.</li> <li>b. Stages vehicles for loading IAW UMO and PSA officials' instructions.</li> </ul>		

TASK STEPS AND PERFORMANCE MEASURES	GO	NO-GO
<p>c. Corrects deficiencies in shipping documents, markings, customs labels, and decontamination tags on vehicles and equipment IAW UMO and PSA officials' instructions.</p> <p>d. Corrects deficiencies noted during customs inspection.</p> <p>e. Drives vehicles to call forward area, as directed by PSA officials.</p> <p>f. Employs safety procedures.</p> <p>g. Employs environmental stewardship procedures IAW FM 20-400 and TC 20-401.</p> <p>*10. UMO updates transportation documentation.</p> <p>a. Verifies DEL by conducting physical inspection of equipment.</p> <p>b. Updates DEL, as required.</p> <p>c. Verifies the presence of supercargoes by conducting roll call.</p> <p>d. Updates supercargo manifest, as required.</p> <p>e. Provides changes to DEL and supercargo manifest to PSA officials, as required.</p> <p>11. SPOE Team returns to unit area.</p> <p>a. Assembles personnel for return to unit area IAW commander or SPOE Team OIC's instructions.</p> <p>b. Reports to transportation loading area IAW SPOE Team OIC's instructions.</p> <p>c. Loads baggage on vehicles IAW SPOE Team OIC's instructions.</p> <p>d. Boards transportation to return to unit IAW SPOE Team OIC's instructions.</p>		

TASK PERFORMANCE/EVALUATION SUMMARY BLOCK							
ITERATION	1	2	3	4	5		TOTAL
TOTAL TASK STEPS EVALUATED							
TOTAL TASK STEPS "GO"							
TRAINING STATUS "GO"/"NO-GO"							

"\*" Indicates a leader task step.

**OPFOR TASKS AND STANDARDS**

**NONE:**





TASK STEPS AND PERFORMANCE MEASURES	GO	NO-GO
<ul style="list-style-type: none"> <li>f. Conducts acceptance inspection of vehicles and equipment with DACG officials at the alert holding area.</li> <li>g. Directs unit to correct deficiencies noted during acceptance inspection.</li> <li>h. Transfers custody of equipment and cargo to DACG officials IAW DOD 4500.9-R.</li> <li>i. Briefs the higher HQ commander or designated representative on status of APOE activities.</li> </ul> <p>* 2. UMO/NCO supervises APOE activities.</p> <ul style="list-style-type: none"> <li>a. Coordinates with S4 and/or DACG officials for transportation, maintenance, logistics and other support, as required.</li> <li>b. Coordinates with S2/S3 representative, PMCT or DACG to verify APOE movement schedules, procedures and requirements.</li> <li>c. Coordinates with S4 representative to ensure adequate shoring, dunnage, and floor protection is on hand and readily available for loading.</li> <li>d. Verifies unit vehicles, equipment, cargo and secondary loads are properly marked and prepared for redeployment by air IAW TALCE/DACG.</li> <li>e. Coordinates with S2/S3 representative, Site Coordinator and/or DACG representative for equipment cleaning support, if necessary.</li> <li>f. Coordinates with DACG to verify loading sequence of vehicles and equipment.</li> <li>g. Designates personnel to verify weight and center of balance marks, if required.</li> <li>h. Briefs designated personnel on weight and center of balance marks verification requirements.</li> <li>i. Verifies that deficiencies noted during DACG acceptance inspection have been corrected.</li> <li>j. Verifies the presence of all manifested personnel by conducting roll call.</li> <li>k. Provides verified personnel and cargo manifest to DACG at the alert holding area.</li> <li>l. Provides load teams to load and tie down unit equipment under supervision of the DACG or loadmaster.</li> </ul> <p>3. Unit performs APOE MA activities.</p> <ul style="list-style-type: none"> <li>a. Performs after-operations PMCS IAW appropriate TMs.</li> </ul>		

TASK STEPS AND PERFORMANCE MEASURES	GO	NO-GO
<ul style="list-style-type: none"> <li>b. Notifies supervisor of maintenance problems beyond operator's capability to repair.</li> <li>c. Conducts final preparation of vehicles and equipment IAW DOD 4500.9-R and UMO's instructions.</li> <li>d. Adjusts vehicle fuel levels IAW TM 38-250 and DACG officials' instructions.</li> <li>e. Turns-in excess fuel and POL products IAW UMO's instructions.</li> <li>f. Corrects deficiencies on vehicles, cargo and personal gear IAW unit leaders' instructions.</li> <li>g. Corrects deficiencies on placement of placards, labels and certification documents on hazardous material IAW UMO/NCO, unit leaders' and customs and USDA officials' instructions, if necessary.</li> <li>h. Moves vehicles and equipment to APOE cleaning site or alert holding area, as directed.</li> <li>i. Employs safety procedures.</li> <li>j. Employs environmental stewardship procedures IAW FM 20-400 and TC 20-401.</li> </ul> <p>4. Unit processes vehicles and equipment through the APOE cleaning site.</p> <ul style="list-style-type: none"> <li>a. Delivers vehicles to APOE cleaning site IAW UMO's instructions.</li> <li>b. Performs vehicle cleaning IAW DACG and USDA officials' instructions.</li> <li>c. Returns vehicles and equipment to unit area IAW unit leaders' instructions.</li> </ul> <p>* 5. Unit leaders supervise final preparation of vehicles, equipment, cargo and personal gear for redeployment.</p> <ul style="list-style-type: none"> <li>a. Inspect shipping documents, markings, customs labels and decontamination tags on vehicles, equipment, cargo and personal gear for compliance with the Redeployment Movement Plan and UMO's instructions.</li> <li>b. Monitor customs inspection to ensure deficiencies are corrected.</li> <li>c. Inspect vehicles and cargo to ensure deficiencies noted during acceptance inspection have been corrected.</li> <li>d. Coordinate with the UMO for assistance in correcting shipping documentation and maintenance deficiencies, as required.</li> <li>e. Enforce safety procedures.</li> </ul>		

<b>TASK STEPS AND PERFORMANCE MEASURES</b>	<b>GO</b>	<b>NO-GO</b>
f. Enforce environmental stewardship procedures IAW FM 20-400 and TC 20-401.  6. Unit performs APOE alert holding area activities. a. Drives vehicles to call forward area, as directed. b. Boards transportation to terminal, as directed. c. Employs safety procedures.  7. Unit performs APOE passenger activities. a. Reports to designated location for safety and antiterrorism briefing, security screen, and customs inspection IAW UMO's instructions. b. Remains in quarantined area IAW DACG officials' instructions. c. Provides baggage detail, as directed, to load unit baggage on aircraft. d. Boards aircraft IAW loadmaster's instructions.		

<b>TASK PERFORMANCE/EVALUATION SUMMARY BLOCK</b>							
<b>ITERATION</b>	<b>1</b>	<b>2</b>	<b>3</b>	<b>4</b>	<b>5</b>		<b>TOTAL</b>
TOTAL TASK STEPS EVALUATED							
TOTAL TASK STEPS "GO"							
TRAINING STATUS "GO"/"NO-GO"							

"\*" Indicates a leader task step.

### **OPFOR TASKS AND STANDARDS**

**NONE:**

**ELEMENTS: COMPANY**

**TASK:** PERFORM AERIAL PORT OF DEBARKATION ACTIVITIES FOR REDEPLOYMENT (63-2-8021)  
 (FM 100-17) (FM 55-10)

**ITERATION:** 1 2 3 4 5 M (Circle)

**COMMANDER/LEADER ASSESSMENT:** T P U (Circle)

**CONDITIONS:** Aircraft carrying main body lands at the APOD. The higher HQ has an advance party at the APOD to assist in coordinating APOD activities. Representatives from the higher HQ advance party, supporting installation and AACG meet the aircraft. AACG officials request that unit personnel assist in offloading the aircraft. The AACG has designated a holding area and an MA for the unit to complete APOD activities. Transportation is available to move the unit to the MA and home station. The Redeployment Movement Plan is available. APOD activities are performed day or night under all environmental conditions. This task should not be trained in MOPP4.

**TASK STANDARDS:** APOD activities are performed IAW the Redeployment Movement Plan and AACG officials and commander's instructions.

**NOTE:** RC-specific tasks and performance measures are annotated "RC".

TASK STEPS AND PERFORMANCE MEASURES	GO	NO-GO
* 1. Commander coordinates arrival of personnel. <ul style="list-style-type: none"> <li>a. Coordinates with higher HQ advance party and AACG officials upon arrival for USDA and customs inspections, location of holding and marshalling areas, maintenance support, movement support, security and other special APOD requirements.</li> <li>b. Assembles unit in holding area.</li> <li>c. Coordinates with S2/S3 to verify arrangements for movement to home station or demobilization station (RC).</li> <li>d. Coordinates with S2/S3 Section to verify demobilization station reporting procedures and POC (RC).</li> <li>e. Briefs unit leaders on APOD requirements and movement arrangements.</li> <li>f. Briefs higher HQ advance party OIC on APOD activities, as required.</li> </ul>		

TASK STEPS AND PERFORMANCE MEASURES	GO	NO-GO
<p>* 2. UMO coordinates APOD activities.</p> <ul style="list-style-type: none"> <li>a. Coordinates with AACG for offloading and movement schedules.</li> <li>b. Briefs unit leaders on offloading and movement schedules.</li> <li>c. Provides AACG, supporting installation officials and higher HQ staff personnel representative a copy of DEL.</li> <li>d. Coordinates with S2/S3 representatives for convoy routes, maps and timetable for road move to home station or designated demobilization station (RC).</li> <li>e. Coordinates with S4 representatives for fuel and supplies for road move to home station or demobilization station (RC).</li> <li>f. Briefs commander on APOD activities.</li> </ul> <p>* 3. Unit leaders supervise APOD activities.</p> <ul style="list-style-type: none"> <li>a. Inspects personnel and weapons for accountability as they exit aircraft.</li> <li>b. Briefs personnel on APOD requirements based on commander's instructions.</li> <li>c. Monitors USDA and customs inspections to ensure personnel comply with USDA and customs officials' instructions.</li> <li>d. Designates personnel to assist in offloading aircraft, as required.</li> <li>e. Inspects personnel and personal gear at the holding area and MA to ensure all personnel have arrived with required personal gear.</li> <li>f. Briefs commander on APOD activities.</li> </ul> <p>4. Unit performs APOD activities.</p> <ul style="list-style-type: none"> <li>a. Disembarks aircraft IAW loadmaster's instructions.</li> <li>b. Assembles in APOD holding area, as directed.</li> <li>c. Performs offloading activities IAW AACG officials and loadmaster's instructions.</li> <li>d. Moves to APOD MA IAW commander's instructions.</li> <li>e. Inspects vehicles and equipment to ensure all equipment is offloaded and serviceable.</li> <li>f. Notifies unit leaders of vehicle and/or equipment deficiencies that can not be corrected.</li> <li>g. Reconfigures vehicles and cargo for road movement, if necessary.</li> </ul>		

TASK STEPS AND PERFORMANCE MEASURES	GO	NO-GO
h. Prepares convoy for movement to home station or demobilization station, if necessary. NOTE: See task steps two through five of Task 63-2-8008 for detailed convoy preparation procedures. i. Loads baggage on transportation for movement to home station or demobilization station (RC), as directed. j. Boards transportation for movement to home station or demobilization station (RC), as directed. k. Employs safety procedures.		

TASK PERFORMANCE/EVALUATION SUMMARY BLOCK							
ITERATION	1	2	3	4	5		TOTAL
TOTAL TASK STEPS EVALUATED							
TOTAL TASK STEPS "GO"							
TRAINING STATUS "GO"/"NO-GO"							

"\*" Indicates a leader task step.

### OPFOR TASKS AND STANDARDS

NONE:

**ELEMENTS: COMPANY**

**TASK: PERFORM HOME STATION ACTIVITIES (63-2-8022)**  
 (FM 100-17)

**ITERATION:** 1 2 3 4 5 M (Circle)

**COMMANDER/LEADER ASSESSMENT:** T P U (Circle)

**CONDITIONS:** The unit main body arrives at home station. The higher HQ main body has arrived and the higher echelon HQ is operational. Unit main body arrives at home station prior to equipment arrival at SPOD. The unit receives notification of ship arrival schedule from the ITO. The Redeployment Movement Plan is available. Unit's welcome home reception activities have been coordinated with higher HQ support installations and rear detachment OIC prior to the unit's arrival. RC units have processed through a designated demobilization station prior to arrival at home station. Home station activities are performed day or night under all environmental conditions. This task should not be trained in MOPP4.

**TASK STANDARDS:** Home Station activities are accomplished IAW the Redeployment Movement Plan and commander's instructions.

**NOTE:** RC-specific tasks and performance measures are annotated "RC".

TASK STEPS AND PERFORMANCE MEASURES	GO	NO-GO
* 1. Commander directs home station activities. <ul style="list-style-type: none"> <li>a. Coordinates with higher HQ commander and staff to identify requirements prior to arrival of equipment.</li> <li>b. Directs personnel to complete redeployment requirements based on the Redeployment Movement Plan and higher HQ commander's instructions.</li> <li>c. Coordinates with S2/S3 or ITO to identify unit's SPOD requirements for returning equipment.</li> <li>d. Designates an Equipment Reception Team to receive vehicles and equipment at SPOD.</li> <li>e. Directs personnel to inventory, clean and inspect vehicles, equipment, weapons and personal gear, as it is redeployed to home station.</li> <li>f. Coordinates with S4 for procedures to turn-in float and replacement equipment.</li> <li>g. Coordinates with battalion commander and staff for guidance on reception activities.</li> <li>h. Approves after action reports.</li> </ul>		



TASK STEPS AND PERFORMANCE MEASURES	GO	NO-GO
<ul style="list-style-type: none"> <li>i. Briefs unit on reception activities.</li> <li>2. UMO performs home station activities.                             <ul style="list-style-type: none"> <li>a. Coordinates with ITO for transportation support.</li> <li>b. Briefs Equipment Reception Team Leader on SPOD requirements.</li> <li>c. Verifies that all DEL listed vehicles and equipment have been redeployed, by conducting physical inventory.</li> <li>d. Notifies commander of discrepancies in DEL, if necessary.</li> <li>e. Updates AUDEL, as required.</li> </ul> </li> <li>3. Unit HQ performs home station personnel and administrative actions.                             <ul style="list-style-type: none"> <li>a. Debriefs personnel IAW commander's instructions.</li> <li>b. Coordinates reception activities IAW commander's guidance.</li> <li>c. Consolidates unit after action reports.</li> <li>d. Prepares after action reports IAW the Redeployment Movement Plan and commander's instructions.</li> <li>e. Submits after action reports to commander for approval.</li> <li>f. Distributes after action reports IAW the Redeployment Movement Plan and commander's instructions.</li> <li>g. Maintains after action reports and records IAW the Redeployment Movement Plan and commander's instructions.</li> <li>h. Briefs redeploying personnel on all entitlements resulting from AD tour (RC).</li> <li>i. Identifies pending personnel actions of redeploying soldiers to determine unit and/or soldier actions needed, if any, such as ratings, awards, financial actions, UCMJ actions, LOD investigations, physicals, and etc.</li> </ul> </li> <li>4. Unit HQ performs home station supply activities.                             <ul style="list-style-type: none"> <li>a. Turns in float and replacement equipment, IAW commander's instructions.</li> <li>b. Inspects weapons, basic loads and CTA items for accountability and serviceability.</li> </ul> </li> <li>* 5. Unit leaders supervise home station activities.                             <ul style="list-style-type: none"> <li>a. Inspects vehicles, equipment, weapons and personal gear for accountability compliance with the Redeployment Movement Plan, Maintenance SOP and commander's instructions.</li> </ul> </li> </ul>		

<b>TASK STEPS AND PERFORMANCE MEASURES</b>	<b>GO</b>	<b>NO-GO</b>
<ul style="list-style-type: none"> <li>b. Directs personnel to correct deficiencies in vehicles, equipment, weapons and personal gear, as required.</li> <li>c. Submits after action reports to unit HQ, IAW commander's instructions.</li> </ul> <p>6. Equipment Reception Team Leader performs home station equipment reception activities.</p> <ul style="list-style-type: none"> <li>a. Coordinates with UMO or ITO for transportation support to SPOD.</li> <li>b. Briefs Equipment Reception Team on equipment reception schedule and requirements.</li> <li>c. Supervises movement to SPOD IAW UMO's instructions.</li> </ul> <p>7. Unit performs home station activities.</p> <ul style="list-style-type: none"> <li>a. Completes redeployment personnel and administrative requirements based on the Redeployment Movement Plan and commander's instructions.</li> <li>b. Inventories, cleans and inspects vehicles, equipment, weapons and personal gear, IAW the Redeployment Movement Plan, Maintenance SOP and commander's instructions.</li> </ul>		

<b>TASK PERFORMANCE/EVALUATION SUMMARY BLOCK</b>							
<b>ITERATION</b>	<b>1</b>	<b>2</b>	<b>3</b>	<b>4</b>	<b>5</b>		<b>TOTAL</b>
TOTAL TASK STEPS EVALUATED							
TOTAL TASK STEPS "GO"							
TRAINING STATUS "GO"/"NO-GO"							

"\*" Indicates a leader task step.

### **OPFOR TASKS AND STANDARDS**

**NONE:**

**ELEMENTS: COMPANY**

**TASK:** PERFORM SEA PORT OF DEBARKATION ACTIVITIES FOR REDEPLOYMENT (63-2-8023)  
 (FM 100-17) (FM 55-10)

**ITERATION:** 1 2 3 4 5 M (Circle)

**COMMANDER/LEADER ASSESSMENT:** T P U (Circle)

**CONDITIONS:** Unit equipment and supercargoes have arrived at the SPOD. The commander has designated an OIC/NCOIC to accompany the unit Equipment Reception Team to the SPOD holding area. The Equipment Reception Team has been trained and briefed on duties and responsibilities. The Redeployment Movement Plan is available. Higher HQ staff element is located in the SPOD to assist in coordinating SPOD activities. Transportation support is available. The PSA has coordinated for ship offloading and designated an area for equipment to be inventoried and inspected as it is offloaded. Rail and road MAs have been designated to prepare vehicles and equipment for movement. Sufficient railcars and vehicles are available to move the unit equipment and designated personnel to home station. SPOD activities are performed day or night under all environmental conditions. This task should not be trained in MOPP4.

**TASK STANDARDS:** SPOD activities are performed IAW the Redeployment Movement Plan and PSA officials and commander's guidance.

**NOTE:** If SPOD is a military seaport, the commander may designate a Rail Loading Team Chief and Rail Loading Team to perform rail loading activities.

TASK STEPS AND PERFORMANCE MEASURES	GO	NO-GO
* 1. Equipment Reception Team OIC/NCOIC directs SPOD activities. <ul style="list-style-type: none"> <li>a. Coordinates with higher HQ staff element and PSA officials upon arrival for USDA and customs inspections, location of holding and marshalling areas, maintenance support, movement, security and other special APOD requirements.</li> <li>b. Coordinates with higher HQ S4 and/or PSA officials for life support for unit personnel while at the SPOD.</li> <li>c. Assembles Equipment Reception Team in holding area.</li> <li>d. Conducts acceptance inspection with PSA officials.</li> <li>e. Notifies higher HQ staff element OIC and S4 representative of missing or damaged equipment.</li> </ul>		

TASK STEPS AND PERFORMANCE MEASURES	GO	NO-GO
<p>f. Assumes custody of equipment and cargo IAW higher HQ staff personnel representatives and PSA officials' instructions.</p> <p>g. Coordinates with S2/S3 to verify arrangements for movement to home station.</p> <p>h. Verifies arrival, morale and welfare of supercargoes.</p> <p>i. Reestablishes accountability and responsibility for supercargoes.</p> <p>j. Directs Equipment Reception Team to proceed to convoy marshalling area, IAW S2/S3's instructions.</p> <p>k. Monitors preparation of equipment for road convoy or rail movement to ensure compliance with TSOP.</p> <p>l. Briefs Equipment Reception Team leaders on SPOD requirements.</p> <p>m. Briefs unit commander and higher HQ staff element OIC on SPOD activities, as required.</p> <p>* 2. UMO supervises unit activities at SPOD.</p> <p>a. Coordinates with S4 representative to identify offloading schedules, location of holding and MAs and other SPOD information, as required.</p> <p>b. Briefs personnel on offloading schedules, location of MAs and USDA, customs, and other special SPOD requirements.</p> <p>c. Coordinates with S4 representative and/or PSA officials to identify loading plans, schedules and sites for rail movement, if required.</p> <p>d. Provides rail loading plans to Rail Loading Team Chief, if required.</p> <p>e. Monitors rail loading procedures to ensure compliance with PSA officials' instructions, if required.</p> <p>f. Monitors preparation of equipment for road convoy to ensure compliance with Movement Plan.</p> <p>g. Coordinates with S2/S3 representatives for convoy routes, maps and timetable for road move to home station.</p> <p>h. Coordinates with S4 representatives for fuel and supplies for road move to home station.</p> <p>i. Briefs Equipment Reception Team on convoy requirements.</p> <p>j. Briefs commander on SPOD activities.</p> <p>3. Supercargoes perform SPOD activities.</p> <p>a. Disembark ship IAW vessel POC's instructions.</p>		

TASK STEPS AND PERFORMANCE MEASURES	GO	NO-GO
<p>b. Report to customs inspection site IAW vessel POC's instructions.</p> <p>c. Report to Equipment Reception Team OIC upon completion of customs inspection.</p> <p>4. Equipment Reception Team performs equipment reception activities.</p> <p>a. Offloads vehicles and equipment IAW PSA officials' instructions.</p> <p>b. Inspects equipment to ensure all equipment is offloaded and operational.</p> <p>c. Notifies UMO of deficiencies that can not be corrected.</p> <p>d. Moves vehicles to USDA and customs inspection site(s) IAW UMO's instructions.</p> <p>e. Moves vehicles to rail loading site, if required.</p> <p>f. Performs rail loading activities, if required.</p> <p>NOTE: See task steps 10 and 11 of Task 63-2-8018 for detailed rail loading procedures.</p> <p>g. Moves vehicles and cargo to SPOD rail or convoy MA.</p> <p>h. Reconfigures vehicles and cargo for road movement, as appropriate.</p> <p>i. Fuels vehicles for convoy to home station, if appropriate.</p> <p>j. Prepares convoy for movement to home station, if necessary.</p> <p>NOTE: See task steps two through five of Task 63-2-8007 for detailed convoy preparation procedures.</p> <p>k. Notifies commander when Equipment Reception Team is prepared to move.</p>		

TASK PERFORMANCE/EVALUATION SUMMARY BLOCK							
ITERATION	1	2	3	4	5		TOTAL
TOTAL TASK STEPS EVALUATED							
TOTAL TASK STEPS "GO"							
TRAINING STATUS "GO"/"NO-GO"							

"\*" Indicates a leader task step.

**OPFOR TASKS AND STANDARDS**

**NONE:**

**ELEMENTS: COMPANY**

**TASK: PERFORM DEMOBILIZATION STATION ACTIVITIES (63-2-8024)**  
 (FM 100-17) (AR 220-10)

**ITERATION:** 1 2 3 4 5 M (Circle)

**COMMANDER/LEADER ASSESSMENT:** T P U (Circle)

**CONDITIONS:** The unit has redeployed to CONUS via airlift and arrived at the designated demobilization station via prearranged transportation. ADOP activities (63-2-8021) have been completed. The higher HQ has an advance party at the demobilization station to assist in coordinating demobilization activities. Transportation support is available. The Redeployment Movement Plan and port call message are available. The unit has a trained officer and/or NCO appointed as UMO and alternate UMO. The unit is deploying as part of a higher HQ redeployment. Demobilization station activities are performed day or night under all environmental conditions. This task should not be trained in MOPP4.

**TASK STANDARDS:** Demobilization station activities are performed IAW the Redeployment Movement Plan and higher HQ guidance.

TASK STEPS AND PERFORMANCE MEASURES	GO	NO-GO
* 1. Commander directs demobilization station activities. <ul style="list-style-type: none"> <li>a. Verifies accountability of personnel, weapons, and equipment.</li> <li>b. Notifies higher HQ advance party representative that the unit has arrived at the demobilization station.</li> <li>c. Directs unit HQ to coordinate with demobilization station operations section to verify life support for unit personnel, processing schedules, procedures and requirements.</li> <li>d. Briefs unit on demobilization station duties and responsibilities.</li> <li>e. Directs convoy preparation activities.</li> <li>f. Verifies unit personnel have been fully briefed on entitlements.</li> <li>g. Verifies unit has completed reverse SRP process or verified arrangements for holdover personnel.</li> <li>h. Coordinates with higher HQ staff elements and rear detachment, if applicable, on status of welcome home activities at home station.</li> </ul>		

TASK STEPS AND PERFORMANCE MEASURES	GO	NO-GO
<p>i. Verifies unit convoy is prepared to cross SP, if applicable.</p> <p>j. Briefs the higher HQ commander or designated representative on status of demobilization station activities.</p> <p>* 2. UMO supervises demobilization station movement activities.</p> <p>a. Prepares and/or updates movement plans for all modes of transportation.</p> <p>b. Coordinates with S4 and/or AACG officials for transportation, maintenance, logistics and other support, as required.</p> <p>c. Coordinates with S2/S3 representative, PMCT, or AACG to verify movement schedules, procedures and requirements.</p> <p>d. Supervises off-loading and staging of unit vehicles IAW AACG guidance, if applicable.</p> <p>e. Coordinates with S2/S3 representative for convoy clearance.</p> <p>f. Supervises preparation of convey for movement to home station, if necessary.</p> <p>g. Enforces safety procedures.</p> <p>NOTE: See task steps two through five of Task 63-2-8008 for detailed convoy preparation procedures.</p> <p>3. Unit HQ supervises demobilization station activities.</p> <p>a. Establishes accountability of personnel, weapons and equipment.</p> <p>b. Verifies life support and logistical support for unit personnel with demobilization station staff elements.</p> <p>c. Directs unit to secure weapons in designated arms room.</p> <p>d. Directs unit to report to designated location for reverse SRP briefing.</p> <p>e. Monitors reverse SRP for unit personnel to resolve problems if they occur.</p> <p>f. Verifies unit personnel have completed all reverse SRP stations, as necessary.</p> <p>g. Verifies transportation arrangements for all unit personnel.</p> <p>4. Unit performs demobilization station activities.</p>		

TASK STEPS AND PERFORMANCE MEASURES	GO	NO-GO
a. Assembles in designated location for reverse SRP briefings. b. Performs reverse SRP activities, as directed. c. Prepares for departure via convoy and/or government transportation to home station. d. Prepares convoy for movement to home station, if necessary. NOTE: See steps two through five of Task 63-2-8008 for detailed convoy preparation. e. Loads baggage on transportation for movement to home station, as directed. f. Boards transportation for movement to home station, as directed. g. Employs safety procedures.		

TASK PERFORMANCE/EVALUATION SUMMARY BLOCK							
ITERATION	1	2	3	4	5		TOTAL
TOTAL TASK STEPS EVALUATED							
TOTAL TASK STEPS "GO"							
TRAINING STATUS "GO"/"NO-GO"							

"\*" Indicates a leader task step.

**OPFOR TASKS AND STANDARDS**

**NONE:**



**ELEMENTS: COMPANY**

**TASK: CONDUCT INTEGRATION ACTIVITIES (63-2-8025)**  
 (FM 100-17) (FM 55-65)

**ITERATION:** 1 2 3 4 5 M (Circle)

**COMMANDER/LEADER ASSESSMENT:** T P U (Circle)

**CONDITIONS:** The unit is in the process of deploying following receipt of an OPOD. The unit has arrived at the POD, moved through the designated staging site and has closed in the TAA. Prior to onward movement from the staging area, the unit verified that it met mission readiness criteria. The unit initiates command and control procedures with the gaining command. The unit security plan, unit access rosters, TSOP and current maps are available. The unit is deploying as part of a higher echelon deployment. Integration activities are performed day or night under all environmental conditions. Some iterations of this task should be performed in MOPP4.

**TASK STANDARDS:** Personnel and equipment are combat ready and integrated into the operational mission of the gaining tactical force commander.

TASK STEPS AND PERFORMANCE MEASURES	GO	NO-GO
<p>* 1. Commander supervises integration activities.</p> <ul style="list-style-type: none"> <li>a. Directs communications link-up into gaining command net.</li> </ul> <p>NOTE: Communications link-up will be performed through both analog and digital means, if so equipped.</p> <ul style="list-style-type: none"> <li>b. Directs unit to occupy area designated by gaining command.</li> <li>c. Directs unit HQ to integrate unit security plan into gaining command's operational force protection measures.</li> <li>d. Directs unit HQ to integrate into the gaining command's CSS system.</li> <li>e. Directs unit HQ to submit reports IAW gaining command SOP/OPLANs.</li> </ul> <p>NOTE: Unit HQ will use FBCB2 to submit reports, if so equipped.</p> <p>2. Unit HQ completes integration actions.</p> <ul style="list-style-type: none"> <li>a. Enters tactical communications net.</li> </ul>		

<b>TASK STEPS AND PERFORMANCE MEASURES</b>	<b>GO</b>	<b>NO-GO</b>
<p>NOTE: Unit HQ will enter both analog and digital communications nets, if so equipped.</p> <p>b. Integrates unit into TAA security plan.</p> <p>c. Clarifies operational mission parameters with S2/S3.</p> <p>d. Submits required reports to gaining command.</p> <p>NOTE: Unit HQ will submit reports using FBCB2, if so equipped.</p> <p>e. Conducts training as directed by gaining command.</p> <p>f. Coordinates support requirements with gaining command.</p> <p>NOTE: Unit HQ will submit reports using FBCB2, if so equipped.</p> <p>g. Establishes direct support relationships with various support elements in the support structure to include supply, services, maintenance and medical.</p> <p>h. Assumes missions as directed by gaining command.</p>		

<b>TASK PERFORMANCE/EVALUATION SUMMARY BLOCK</b>							
<b>ITERATION</b>	<b>1</b>	<b>2</b>	<b>3</b>	<b>4</b>	<b>5</b>	<b>M</b>	<b>TOTAL</b>
TOTAL TASK STEPS EVALUATED							
TOTAL TASK STEPS "GO"							
TRAINING STATUS "GO"/"NO-GO"							

"\*" Indicates a leader task step.

### **OPFOR TASKS AND STANDARDS**

**NONE:**



TASK STEPS AND PERFORMANCE MEASURES	GO	NO-GO
<ol style="list-style-type: none"> <li>1. Notifies TSB when readiness is achieved.</li> <li>2. Unit HQ performs staging activities.               <ol style="list-style-type: none"> <li>a. Establishes command post.</li> <li>b. Verifies accountability of personnel and equipment.</li> <li>c. Coordinates for life support.</li> <li>d. Provides information concerning staging area activities based on SOP to element leaders.</li> <li>e. Conducts risk assessment for onward movement.</li> <li>f. Establishes communications with RSO&amp;I providers and higher-level commands.</li> <li>g. Establishes training objectives to be completed in the staging area.</li> <li>h. Verifies routes of march and support arrangements.</li> <li>i. Reports incremental buildup of combat power IAW TSB SOP.</li> <li>j. Conducts daily meetings with staging base operators.</li> </ol> </li> <li>* 3. UMO performs staging activities.               <ol style="list-style-type: none"> <li>a. Stages equipment in correct configuration for onward movement.</li> <li>b. Plans onward movement to the TAA.</li> <li>c. Coordinates with MCT for onward movement.</li> <li>d. Prepares vehicles and equipment for movement.</li> <li>e. Verifies equipment is properly loaded on vehicles.</li> <li>f. Identifies convoy support centers.</li> <li>g. Prepares movement order.</li> <li>h. Briefs convoy personnel.</li> <li>i. Verifies SP time is established.</li> </ol> </li> <li>4. Unit conducts staging activities.               <ol style="list-style-type: none"> <li>a. Verifies life support needs are met for unit personnel.</li> <li>b. Performs maintenance activities to ensure all equipment is serviceable and operational, to include refueling and maintenance checks and services.</li> <li>c. Uploads equipment and supplies onto vehicles.</li> <li>d. Inventories all property,</li> <li>e. Identifies all shortages.</li> <li>f. Signs hand receipts, as needed.</li> <li>g. Maintains personnel accountability.</li> <li>h. Draws basic loads of Class I, II, III, IV, V, VIII, and IX as needed.</li> <li>i. Initiates security measures as directed.</li> <li>j. Performs force protection.</li> </ol> </li> </ol>		

<b>TASK STEPS AND PERFORMANCE MEASURES</b>	<b>GO</b>	<b>NO-GO</b>
k. Conducts training, as needed. l. Conducts test driving, bore sighting, range activities, as directed.		

<b>TASK PERFORMANCE/EVALUATION SUMMARY BLOCK</b>							
<b>ITERATION</b>	<b>1</b>	<b>2</b>	<b>3</b>	<b>4</b>	<b>5</b>		<b>TOTAL</b>
TOTAL TASK STEPS EVALUATED							
TOTAL TASK STEPS "GO"							
TRAINING STATUS "GO"/"NO-GO"							

"\*" Indicates a leader task step.

**OPFOR TASKS AND STANDARDS**

**NONE:**

**ELEMENT:** COMPANY

**TASK:** TAKE ACTIVE AIR DEFENSE MEASURES AGAINST HOSTILE AIRCRAFT (DIGITIZED) (63-2-4308)

(FM 44-8)

(FM 3-4)

(FM 3-5)

(FM 44-30)

(FM 63-20-1)

**ITERATION:** 1 2 3 4 5 M (Circle)

**COMMANDER/LEADER ASSESSMENT:** T P U (Circle)

**CONDITIONS:** The unit has analog and digital communications with higher HQ. The higher HQ OPORD with all annexes and overlays has been forwarded to the unit commander's digital device. The unit and higher HQ TSOPs are available. Unit receives early warning of unknown or hostile aircraft in the area. Unit is tactically deployed supporting combat operations. Weapon control status is "WEAPONS HOLD." Air attack causes casualties and damage to operating area and facilities. This task is performed under all environmental conditions, both day and night. The unit is subject to air, NBC, and ground Level I threat forces attack. Some iterations of this task should be performed in MOPP4.

**TASK STANDARDS:** Unit repulses attacking aircraft. At MOPP4, air search, aircraft engagement, and post-attack activities are significantly degraded due to protective clothing and eye-lens distortion.

TASK STEPS AND PERFORMANCE MEASURES	GO	NO-GO
1. Unit personnel employ preparatory measures before engaging hostile aircraft. (STP 21-24-SMCT: 441-091-1040, STP 21-II-MQS: O1-0401.20-0001) <ul style="list-style-type: none"> <li>a. Sound air attack alarm to alert all personnel of the presence of hostile aircraft. Alert all elements using FBCB2, local alarms, wire, or radio if situation permits.</li> <li>b. Occupy predesignated fighting positions and field fortifications.</li> <li>c. Search assigned sector for approaching aircraft.</li> <li>d. Identify threat aircraft visually.</li> <li>e. Report all aircraft actions to S3 Section using FBCB2, radio, or wire.</li> <li>f. Prepare personnel to fire on orders of senior individual present or automatically return fire, if fired upon by aircraft.</li> </ul> 2. Unit engages hostile aircraft.		

TASK STEPS AND PERFORMANCE MEASURES	GO	NO-GO
<p>a. Places weapon on highest rate of fire.</p> <p>b. Selects proper aim point for type of aircraft and direction of flight.</p> <p>c. Engages hostile aircraft with all available small arms until destroyed or warded off.</p> <p>* 3. Commander and leaders supervise post attack activities. (STP 21-II-MQS: O3-0170.01-1005)</p> <p>a. Give "All Clear" signal when hostile aircraft have departed the area.</p> <p>b. Forward damage report and personnel status report to S1 Section using FBCB2, radio, or wire.</p> <p>c. Submit PERSITREP to S1 Section using FBCB2, radio, or wire.</p> <p>d. Coordinate casualty treatment and evacuation with S1 Section using FBCB2, radio, or wire.</p> <p>e. Direct clearing of mission-hindering destroyed supplies and equipment.</p> <p>f. Coordinate changes or delays to support plan caused by air attack with Base Support Company Support Operations Section, Forward Support Battalion Support Operations Section and supported maneuver battalion S4 Section using FBCB2, radio, or wire.</p> <p>g. Coordinate replacement of personnel with the S1 Section using FBCB2.</p> <p>h. Coordinate replacement of equipment with Forward Support Battalion S4 Section using ULLS-G to request repair parts and ULLS-S4 to request equipment replacements.</p> <p>i. Direct unit to continue assigned mission.</p> <p>4. Unit personnel perform post-attack activities.</p> <p>a. Treat casualties.</p> <p>NOTE: See Task 63-2-4517 for detailed treatment procedures.</p> <p>b. Transport casualties.</p> <p>NOTE: See Task 63-2-4316 for detailed transportation procedures.</p> <p>c. Reconstruct damaged fighting positions and field fortifications.</p>		

<b>TASK PERFORMANCE/EVALUATION SUMMARY BLOCK</b>							
<b>ITERATION</b>	<b>1</b>	<b>2</b>	<b>3</b>	<b>4</b>	<b>5</b>	<b>M</b>	<b>TOTAL</b>
TOTAL TASK STEPS EVALUATED							
TOTAL TASK STEPS "GO"							
TRAINING STATUS "GO"/"NO-GO"							

"\*" Indicates a leader task step.

### **SUPPORTING INDIVIDUAL TASKS**

<b>References</b>	<b>Task Number</b>	<b>Task Title</b>
STP 21-24-SMCT	441-091-1040	Visually Identify Threat Aircraft
STP 21-II-MQS	01-0401.20-0001	Direct Unit Air Defense
	03-0170.01-1005	Perform Wartime Strength Accounting at Unit Level

### **OPFOR TASKS AND STANDARDS**

**TASK:** CONDUCT AIR ATTACKS (63-OPFOR-1006)

**CONDITION:** OPFOR elements in the rear area have forwarded the positions of enemy support sites and/or the locations of road march elements to OPFOR HQ. OPFOR aircraft have been dispatched to attack enemy installations or convoys.

**STANDARD:** 1. Locate command and control site(s) or convoys. 2. Conduct attack runs on designated target(s). 3. Destroy enemy equipment, supplies, vehicles, and personnel.





TASK STEPS AND PERFORMANCE MEASURES	GO	NO-GO
<p>* 2. Convoy commander relays NBC information to convoy elements using FBCB2. (STP 21-24-SMCT: 031-503-3006, 031-503-4003, STP 21-I-MQS: S1-5030.00-1010)</p> <ul style="list-style-type: none"> <li>a. Plots contamination area on map overlay(s).</li> <li>b. Notifies all march elements of reported location and type of contamination.</li> <li>c. Designates assembly area(s) for convoy elements to complete preparations to cross area.</li> <li>d. Directs required protective measures and MOPP level for assembly area(s).</li> <li>e. Reports locations of assembly area(s), halt time, and tentative resumption time to the higher HQ staff element using FBCB2 or radio.</li> <li>f. Forwards NBC 4 nuclear reports to the higher HQ staff element using FBCB2 or radio.</li> <li>g. Directs recording of dose rates IAW time intervals established in the TSOP.</li> </ul> <p>3. Convoy elements occupy assembly area(s).</p> <ul style="list-style-type: none"> <li>a. Move into assembly area without stopping on the route of march.</li> <li>b. Establish perimeter security with 360-degree surveillance and crew-served weapons positioned along likely avenues of approach.</li> <li>c. Employ camouflage and concealment techniques with emphasis on overhead concealment, mirrors, and windshields.</li> <li>d. Perform during-operations PMCS IAW applicable TM.</li> </ul> <p>4. Designated personnel perform monitoring activities. (STP 21-24-SMCT: 031-503-3006)</p> <ul style="list-style-type: none"> <li>a. Record dose rates IAW time intervals specified in the TSOP.</li> </ul> <p>NOTE: During actual fallout, dose rates must be recorded at a minimum of every 15 minutes.</p> <ul style="list-style-type: none"> <li>b. Establish correlation factor.</li> <li>c. Record correlation factor.</li> <li>d. Report correlation factor figures to the unit defense team.</li> <li>e. Record dose rate at 30-minute intervals after peak dose rate has been reported.</li> </ul> <p>* 5. Convoy commander organizes radiological reconnaissance team(s). (STP 21-I-MQS: 04-3303.01-0019)</p>		

TASK STEPS AND PERFORMANCE MEASURES	GO	NO-GO
<ul style="list-style-type: none"> <li>a. Identifies possible routes through contaminated area by map reconnaissance.</li> <li>b. Tasks convoy elements for vehicles, personnel, and equipment.</li> <li>c. Prepares overlays and/or strip maps to guide reconnaissance team(s) on assigned routes.</li> <li>d. Briefs reconnaissance team(s) on route, mission, and reporting procedures.</li> </ul> <p>* 6. Convoy commander selects a crossing route. (STP 21-24-SMCT: 031-503-3004)</p> <ul style="list-style-type: none"> <li>a. Employs correlation factor to determine ground dose rates from recon survey reports.</li> <li>b. Identifies contamination levels for tentative routes from NBC 5 report and/or radiological survey reports.</li> <li>c. Forwards radiological survey data to higher HQ staff element.</li> <li>d. Establishes new exposure limits from OEG based on survey reports and in coordination with the higher HQ staff element.</li> <li>e. Selects best route that minimizes exposure and permits the fastest travel based on METT-TC.</li> <li>f. Requests route clearance and approval from higher HQ staff element.</li> </ul> <p>* 7. Convoy commander supervises crossing preparation activities. (STP 21-24-SMCT: 031-503-3004)</p> <ul style="list-style-type: none"> <li>a. Maintains situational awareness at all times using FBCB2.</li> <li>b. Assigns crossing time(s) for all convoy elements.</li> <li>c. Assigns assembly area location(s) for all convoy elements on the other side of the contaminated area for hasty decontamination.</li> <li>d. Directs placement of extra shielding consistent with available materials.</li> <li>e. Directs precautionary measures and MOPP level required for crossing.</li> <li>f. Coordinates Call For Support with higher HQ staff element for hasty and deliberate decontamination support using FBCB2.</li> </ul> <p>8. NBC reconnaissance team(s) conduct a radiological route survey.</p> <ul style="list-style-type: none"> <li>a. Employ MOPP level 4.</li> </ul>		

TASK STEPS AND PERFORMANCE MEASURES	GO	NO-GO
<p>b. Employ additional shielding for non-armored vehicles.</p> <p>c. Inspect serviceability of all radiacmeters and other reconnaissance equipment.</p> <p>d. Plot checkpoints and distance intervals along route on overlays, based on tactical situation and time available.</p> <p>e. Employ radiacmeters and dosimeters to measure dose-rate readings inside the vehicle(s) at selected intervals between the checkpoints along the route.</p> <p>f. Employ radiacmeters to measure dose-rate readings outside the vehicle(s) to determine the correlation factor.</p> <p>g. Report survey data to convoy commander using FBCB2 or radio.</p> <p>h. Place entrance markers at boundary of contaminated area.</p> <p>NOTE: Markers should face away from the contaminated area in order to facilitate identification by convoy lead vehicle.</p> <p>i. Report location of contaminated areas to convoy commander via NBC 4 nuclear report format.</p> <p>j. Report reading, time, and location of contamination detection to the higher HQ staff element using FBCB2 or radio.</p> <p>k. Terminate radiological survey activities when turnback dose or turnback dose rate is reached, or when the specified area has been reconnoitered.</p> <p>9. Unit prepares to cross contaminated area.</p> <p>a. Employs MOPP level 4.</p> <p>b. Employs equipment and cargo protection measures.</p> <p>c. Closes all air vents and windows on vehicles.</p> <p>d. Employs extra shielding for non-armored vehicles.</p> <p>10. Unit crosses contaminated area.</p> <p>a. Follows route as marked by reconnaissance party or by overlay.</p> <p>b. Employs precautions that minimize dust.</p> <p>c. Avoids low ground, overhead branches, and heavy brush.</p> <p>d. Moves as quickly as possible across contaminated area without unnecessary halts and delays.</p> <p>e. Verifies that all vehicles have crossed the contaminated area and are out of the affected area before stopping.</p> <p>f. Forwards crossing report to march commander using FBCB2 or radio.</p>		

TASK STEPS AND PERFORMANCE MEASURES	GO	NO-GO
<p>*11. Convoy commander supervises crossing of contaminated area. (STP 21-24-SMCT: 031-503-3004)</p> <ul style="list-style-type: none"> <li>a. Establishes extended interval or staggered parallel routes to minimize radioactive dust pickup.</li> <li>b. Monitors convoy elements crossings to ensure compliance with TSOP.</li> <li>c. Maintains communications with all march elements during crossing using FBCB2 or radio.</li> <li>d. Directs dropping of all expendable covering materials at the edge of the contaminated area.</li> <li>e. Forwards crossing report to the higher HQ staff element when all convoy elements have crossed the contaminated area using FBCB2 or radio.</li> </ul> <p>*12. Convoy commander supervises decontamination measures. (STP 21-II-MQS: O4-5030.00-2020)</p> <ul style="list-style-type: none"> <li>a. Identifies level of decontamination required in coordination with higher HQ staff element.</li> <li>b. Directs implementation of basic soldier skill decontamination based on level of contamination, weather, and tactical situation.</li> <li>c. Directs implementation of hasty decontamination based on level of contamination, weather, and the tactical situation.</li> <li>d. Enforces OPSEC measures during decon operations.</li> <li>e. Records radiation level readings from selected personnel wearing dosimeters.</li> <li>f. Forwards radiation exposure status to higher HQ staff element using FBCB2 or radio.</li> <li>g. Coordinates Call For Support for detailed decontamination support with higher HQ staff using FBCB2 system or radio.</li> </ul> <p>13. Unit performs radiological decontamination. (STP 21-24-SMCT: 031-503-3009)</p> <ul style="list-style-type: none"> <li>a. Locates radiological contamination using unit radiacmeter.</li> <li>b. Performs personal wipedown technique on individual equipment within 15 minutes of contamination by brushing, scraping, or shaking dry contaminant from equipment, if possible.</li> <li>c. Washes exposed area of skin with soap and water.</li> </ul>		

TASK STEPS AND PERFORMANCE MEASURES	GO	NO-GO
<p>d. Wipes off mask, hood, helmet, gloves, footwear covers, and other personal equipment with soapy water.</p> <p>e. Disposes of contaminated dust and articles IAW prescribed techniques in higher HQ OPORD and the battalion and unit TSOP.</p> <p>f. Measures level of residual radiation using radiacmeters to determine if contamination is negligible.</p> <p>g. Assists in hasty decontamination of equipment (vehicle washdown).</p> <p>h. Conducts deliberate decontamination.</p> <p>i. Constructs sumps and runoff ditches to control contaminated drainage.</p> <p>*14. Convoy commander coordinates resumption of road march.</p> <p>a. Designates SP location and times for all convoy elements.</p> <p>b. Reschedules checkpoint and RP crossing times in coordination with higher HQ staff element.</p> <p>c. Provides new march instructions to all convoy elements.</p> <p>d. Directs covering and marking of contaminated runoff areas.</p> <p>e. Affixes locations of contaminated runoff areas on map overlay(s).</p> <p>f. Forwards march resumption reports to the higher HQ staff element.</p> <p>15. Unit performs march resumption activities.</p> <p>a. Covers areas used for decontamination.</p> <p>b. Marks entrance and exit to contaminated area.</p> <p>c. Records radiation dose readings of areas used for decontamination operations.</p> <p>d. Crosses new SP at time prescribed by the convoy commander.</p>		

<b>TASK PERFORMANCE/EVALUATION SUMMARY BLOCK</b>							
<b>ITERATION</b>	<b>1</b>	<b>2</b>	<b>3</b>	<b>4</b>	<b>5</b>	<b>M</b>	<b>TOTAL</b>
TOTAL TASK STEPS EVALUATED							
TOTAL TASK STEPS "GO"							
TRAINING STATUS "GO"/"NO-GO"							

"\*" Indicates a leader task step.

### SUPPORTING INDIVIDUAL TASKS

<b>References</b>	<b>Task Number</b>	<b>Task Title</b>
STP 21-1-SMCT	031-503-1007	Decontaminate Your Skin and Personal Equipment Using an M258A1 Decontamination Kit
	031-503-1015	Protect Yourself from NBC Injury/Contamination with Mission-Oriented Protective Posture (MOPP) Gear
	031-503-1018	React to a Nuclear Hazard
	031-503-1023	Protect Yourself from NBC Injury/Contamination when Changing Mission-Oriented Protective Posture (MOPP) Gear
	STP 21-24-SMCT	031-503-2004
	031-503-3004	Supervise the Crossing of a Contaminated Area
	031-503-3006	Supervise Radiation Monitoring
	031-503-3008	Implement Mission-Oriented Protective Posture
	031-503-3009	Lead MOPP Gear Exchange
	031-503-4003	Control Unit Radiation Exposure
STP 21-II-MQS	04-5030.00-2007	Supervise Unit Response to Nuclear Attack or Radiological Hazard
	04-5030.00-2013	Implement Mission-Oriented Protective Posture Based on Threat or Direction
	04-5030.00-2019	Control Unit Radiation Exposure
	04-5030.00-2020	Supervise Nuclear, Biological, or Chemical Decontamination
STP 21-I-MQS	04-3303.01-0019	Use a Map Overlay

**SUPPORTING INDIVIDUAL TASKS**

<b>References</b>	<b>Task Number</b>	<b>Task Title</b>
	S1-5030.00-1010	The NBC Warning and Reporting System

**OPFOR TASKS AND STANDARDS**

**TASK:** DISRUPT ENEMY MOVEMENT AND OPERATIONS USING TACTICAL NUCLEAR WEAPONS (63-OPFOR-1002)

**CONDITION:** Tactical nuclear weapons are employed against key locations in the rear area.

**STANDARD:** 1. Disrupt or delay movement of equipment and supplies to forward areas. 2. Destroy enemy equipment and supplies. 3. Inflict nuclear casualties among enemy troops. 4. Deny enemy use of specified areas. 5. Contaminate enemy equipment and supplies.



**ELEMENT: COMPANY**

**TASK: DEFEND CONVOY ELEMENTS (DIGITIZED) (63-2-4006)**  
 (FM 55-30) (FM 3-4) (FM 3-5)  
 (FM 44-8) (FM 63-20-1)

**ITERATION:** 1 2 3 4 5 M (Circle)

**COMMANDER/LEADER ASSESSMENT:** T P U (Circle)

**CONDITIONS:** The unit has analog and digital communications with higher HQ. The higher HQ OPORD with all annexes and overlays has been forwarded to the unit commander's digital device. The unit and higher HQ TSOPs are available. Threat forces attack the march column. The unit is conducting a tactical road march. CAS sorties and indirect fire support have been allocated, but with low priority. Pyrotechnics are available for signaling and marking locations. This task is conducted under all environmental conditions, both day and night. The threat is capable of launching air, NBC, and ground Level I threat forces attack. Some iterations of this task should be performed in MOPP4.

**TASK STANDARDS:** Attacks are repelled by proper immediate action techniques and march is resumed IAW TSOP and movement order. At MOPP4, performance degradation factors increase response times.

TASK STEPS AND PERFORMANCE MEASURES	GO	NO-GO
* 1. Convoy commander supervises reaction to sniper fire. <ul style="list-style-type: none"> <li>a. Locates approximate location of sniper incident on map from convoy element reports using FBCB2, radio or individual reports.</li> <li>b. Identifies whether area is a free fire zone or restricted fire zone.</li> <li>c. Authorizes return fire only if sniper(s) are located.</li> <li>d. Directs march elements to increase march speed and interval between vehicles until they have cleared the area using FBCB2 systems, radio or visual signals.</li> <li>e. Provides instructions to follow-on convoy elements using FBCB2 or radio.</li> <li>f. Forwards incident report to higher HQ staff element using FBCB2 or radio.</li> </ul> 2. Unit takes action against sniper fire. (STP 21-1-SMCT: 071-311-2007) <ul style="list-style-type: none"> <li>a. Maintain situational awareness using FBCB2.</li> </ul>		

TASK STEPS AND PERFORMANCE MEASURES	GO	NO-GO
<ul style="list-style-type: none"> <li>b. Reports sniper fire to convoy commander immediately upon contact.</li> <li>c. Returns fire immediately that kills snipers or suppresses their fire (designated personnel only).</li> <li>d. Increases column rate of march and vehicle interval.</li> </ul> <p>* 3. Convoy commander supervises defense against ambush, road blocked or road not blocked. (STP 21-24-SMCT: 061-283-6003, STP 21-I-MQS: 04-3303.01-0019)</p> <ul style="list-style-type: none"> <li>a. Identifies location of ambush site on map with map overlay using FBCB2.</li> <li>b. Directs convoy elements under attack to employ correct protective actions as prescribed in higher HQ movement order and TSOP.</li> <li>c. Provides instructions on halt points and security requirements to all convoy elements.</li> <li>d. Forwards initial incident report to higher HQ staff element using FBCB2 or radio.</li> <li>e. Directs hardened vehicles with automatic fire capability into position to lay down concentrated fire on threat position(s).</li> <li>f. Directs the convoy elements ahead and convoy element following to organize security teams to attack flanks of threat ambush party.</li> <li>g. Maintains constant communications with all convoy elements engaging threat to immediately make adjustments to tactical situation using FBCB2 or radio.</li> <li>h. Forwards subsequent SITREP reports to higher HQ staff element as situation changes using FBCB2 or radio.</li> <li>i. Requests immediate CAS and/or indirect fire support from higher HQ staff element using FBCB2 or radio.</li> <li>j. Directs use of pyrotechnics for signaling or marking areas.</li> <li>k. Develops contingency plans to displace elements not under attack and withdraw elements under attack.</li> </ul> <p>4. Unit defends against ground ambush (road not blocked). (STP 21-1-SMCT: 071-311-2007)</p> <ul style="list-style-type: none"> <li>a. Reports ambush to convoy commander immediately upon contact using FBCB2 or radio.</li> <li>b. Identifies threat location(s).</li> <li>c. Returns fire immediately that kills threat and suppresses their fire (non-driving personnel).</li> </ul>		

TASK STEPS AND PERFORMANCE MEASURES	GO	NO-GO
<p>d. Stops vehicles (not in kill zone).</p> <p>e. Increases rate of march until out of kill zone (vehicles in kill zone).</p> <p>f. Keeps roadway clear by pushing disabled vehicles aside.</p> <p>g. Organizes security element(s) of soldiers not in kill zone (senior member present).</p> <p>h. Directs fire and maneuver of security elements to allow remaining vehicles to pass through kill zone (senior member present).</p> <p>i. Forwards SITREP to convoy commander using FBCB2 or radio.</p> <p>5. Unit defends against ground attack (road blocked). (STP 21-1-SMCT: 071-311-2007, 071-326-0503)</p> <p>a. Reports ambush to convoy commander immediately upon contact.</p> <p>b. Dismounts vehicles on opposite side of direction of ambush.</p> <p>c. Returns fire immediately which kills threat or suppresses their fire (soldiers in kill zone).</p> <p>d. Takes up firing positions while awaiting orders (soldiers not in kill zone).</p> <p>e. Organizes security element(s) of soldiers not in kill zone (senior member present).</p> <p>f. Directs fire and maneuver of security elements to allow removal of road block (senior member present).</p> <p>g. Forwards SITREP to convoy commander using FBCB2 or radio.</p> <p>* 6. Convoy commander requests indirect fire support. (STP 21-24-SMCT: 061-283-6003)</p> <p>a. Requests fire support IAW instructions in the higher HQ movement order or TSOP using FBCB2 or radio.</p> <p>b. Identifies grid direction to threat location.</p> <p>c. Identifies threat target location using grid coordinates or shift from a known point.</p> <p>d. Transmits call for fire in proper sequence using FBCB2 or radio.</p> <p>e. Transmits fire adjustments information in proper sequence to the fire support element, if an "Adjust" fire mission using FBCB2 or radio.</p> <p>f. Transmits "end of mission" and surveillance report if fire was sufficient using FBCB2 or radio.</p>		

TASK STEPS AND PERFORMANCE MEASURES	GO	NO-GO
<p>* 7. Convoy commander requests CAS.</p> <ul style="list-style-type: none"> <li>a. Verifies threat position(s).</li> <li>b. Requests CAS by means prescribed in higher HQ movement order using FBCB2 or radio.</li> <li>c. Supervises preparation of unit personnel for friendly strike.</li> <li>d. Directs marking of friendly unit location(s) with prescribed colored smoke.</li> <li>e. Communicates strike effectiveness to higher HQ staff element using FBCB2 or radio.</li> </ul> <p>8. Unit employs passive defense measures against air attack. (STP 21-24-SMCT: 441-091-1040)</p> <ul style="list-style-type: none"> <li>a. Provides the prescribed signal to alert column.</li> <li>b. Staggers vehicles to avoid linear patterns.</li> <li>c. Drives vehicle in shadows or wood line.</li> <li>d. Assumes firing positions.</li> <li>e. Fires only upon command.</li> <li>f. Reports all aircraft actions to higher HQ staff element using FBCB2 or radio.</li> </ul> <p>9. Unit employs active defense measures against air attack. (STP 21-24-SMCT: 441-091-1040, STP 21-II-MQS: O1-0401.20-0001)</p> <ul style="list-style-type: none"> <li>a. Employs the prescribed signal to alert march elements.</li> <li>b. Identifies threat aircraft visually.</li> <li>c. Disperses vehicles to concealed locations.</li> <li>d. Assumes firing positions.</li> <li>e. Prepares crew-served weapons for firing.</li> <li>f. Fires weapons at attacking aircraft only if fired upon or on command.</li> </ul> <p>*10. Convoy commander supervises reorganization after attack. (STP 21-24-SMCT: 081-831-0101, STP 21-II-MQS: O3-4995.90-0010)</p> <ul style="list-style-type: none"> <li>a. Identifies status of all personnel, equipment, and cargo through convoy element reports using FBCB2 or radio.</li> <li>b. Coordinates requirements within march elements for load transfer, vehicle repairs, mortuary affairs, and medical evacuation using FBCB2 or radio.</li> <li>c. Requests emergency destruction authorization from higher HQ staff element for unrepairable items using FBCB2 or radio.</li> </ul>		

TASK STEPS AND PERFORMANCE MEASURES	GO	NO-GO
<p>d. Forwards SITREP to higher HQ staff element using FBCB2 or radio.</p> <p>11. Unit reorganizes after the attack. (STP 21-II-MQS: O3-4995.90-0010)</p> <p>a. Maintains 360-degree surveillance.</p> <p>b. Treats casualties.</p> <p>NOTE: See Task 63-2-4517 for detailed treatment procedures.</p> <p>c. Reports casualties using FBCB2 or radio.</p> <p>d. Requests air ambulance support through convoy commander.</p> <p>e. Reestablishes chain of command, if necessary.</p> <p>f. Secures landing zone, if air ambulance is required.</p> <p>g. Evacuates casualties.</p> <p>NOTE: See Task 63-2-4316 for detailed casualty evacuation procedures.</p> <p>h. Performs mortuary affairs functions.</p> <p>NOTE: See Task 63-2-4513 for detailed mortuary affairs procedures.</p> <p>i. Assesses damage to vehicles and cargo to determine operability and repairability.</p> <p>j. Performs BDAR for recoverable vehicles.</p> <p>k. Removes critical items from unrecoverable vehicles.</p> <p>l. Requests emergency destruction of vehicles and non-medical equipment from march commander using FBCB2 or radio.</p> <p>m. Forwards SITREP to convoy commander using FBCB2 or radio.</p> <p>n. Reorganizes convoy elements.</p> <p>o. Resumes march.</p>		

TASK PERFORMANCE/EVALUATION SUMMARY BLOCK							
ITERATION	1	2	3	4	5	M	TOTAL
TOTAL TASK STEPS EVALUATED							
TOTAL TASK STEPS "GO"							
TRAINING STATUS "GO"/"NO-GO"							

"\*" Indicates a leader task step.

**SUPPORTING INDIVIDUAL TASKS**

<b>References</b>	<b>Task Number</b>	<b>Task Title</b>
STP 21-1-SMCT	071-311-2007	Engage Targets with an M16A1 or M16A2 Rifle
	071-326-0503	Move Over, Through, or Around Obstacles (Except Minefields)
STP 21-24-SMCT	061-283-6003	Adjust Indirect Fire
	081-831-0101	Request Medical Evacuation
	441-091-1040	Visually Identify Threat Aircraft
STP 21-II-MQS	01-0401.20-0001	Direct Unit Air Defense
	03-4995.90-0010	Direct Vehicle and Equipment Recovery Operations
STP 21-I-MQS	04-3303.01-0019	Use a Map Overlay

## OPFOR TASKS AND STANDARDS

### **TASK:** CONDUCT HASTY AMBUSH (63-OPFOR-1003)

**CONDITION:** OPFOR element is moving in a wooded area when an enemy march element is seen moving along a nearby route.

**STANDARD:** 1. Prepare ambush site before arrival of enemy element. 2. Surprise enemy forces. 3. Inflict casualties within the designated kill zone. 4. Inflict damage to vehicles and equipment within the designated kill zone. 5. Delay enemy march element from reaching its destination for a specified period. 6. Withdraw, on order, within two minutes of ambush initiation. 7. Report actions to superiors.

### **TASK:** CONDUCT DELIBERATE AMBUSH (63-OPFOR-1004)

**CONDITION:** OPFOR element is operating along an enemy MSR. OPFOR intelligence has reported that an enemy element is conducting a road march along the route. OPFOR has set up an ambush. The march element is approximately fifteen minutes from the ambush point. OPFOR element possesses automatic weapons, anti-armor weapons, and command detonated mines. OPFOR HQ has ordered complete destruction of march element.

**STANDARD:** 1. Prepare ambush site before arrival of enemy element. 2. Surprise enemy forces. 3. Force enemy march element to halt in kill zone. 4. Initiate ambush on order of the OPFOR leader. 5. Kill, wound, or capture enemy personnel, and destroy specified vehicles and equipment in the kill zone. 6. Engage enemy reinforcements and security elements. 7. Consolidate and withdraw from the area on order. 8. Report all specified PIR and other intelligence requirements.

### **TASK:** CONDUCT SNIPER OPERATIONS (63-OPFOR-1005)

**CONDITION:** OPFOR has assigned snipers, regular and/or irregular elements, in the enemy rear area along MSR and near support sites.

**STANDARD:** 1. Set up well concealed location(s). 2. Engage vehicle drivers or personnel on foot with short bursts of semi-automatic fire. 3. Kill or wound selected target. 4. Prevent position from being discovered by enemy forces. 5. Evacuate the area without being spotted. 6. Report all specified PIR and other intelligence requirements to OPFOR HQ.

**ELEMENT: COMPANY**

**TASK: OCCUPY NEW OPERATING SITE (DIGITIZED) (63-2-4009)**  
 (FM 63-20-1) (FM 12-10) (FM 21-75)  
 (FM 20-3)

**ITERATION:** 1 2 3 4 5 M (Circle)

**COMMANDER/LEADER ASSESSMENT:** T P U (Circle)

**CONDITIONS:** The unit has analog and digital communications with higher HQ. The higher HQ OPORD with all annexes and overlays has been forwarded to the unit commander's digital device. The unit and higher HQ TSOPs are available. Main body is moving into assigned positions. Advance/Quartermaster Party Leader briefs the commander on the status of site preparation. Commander assembles element leaders for briefing. Movement into new area can occur during daylight or darkness. While unit is moving into position, the threat has the capability to launch a surprise attack with a small group. This task is performed under all environmental conditions, both day and night. The unit is subject to air, NBC, and ground Level I threat forces attack. This task should not be trained in MOPP4.

**TASK STANDARDS:** Unit completes initial camouflage and security functions within 20 minutes of arrival in new area. Commander finalizes layout plan within 30 minutes of arrival at new area.

TASK STEPS AND PERFORMANCE MEASURES	GO	NO-GO
1. Unit moves vehicles into positions. <ul style="list-style-type: none"> <li>a. Reacts correctly to guide's prescribed visual signals.</li> <li>b. Takes actions to minimize noise.</li> <li>c. Takes actions to minimize dust and exhaust smoke.</li> <li>d. Drives vehicles into predesignated positions without stopping in exposed areas.</li> <li>e. Positions vehicle facing toward roadway to allow for quick dispersion.</li> </ul> 2. Unit moves vehicles to positions at night. <ul style="list-style-type: none"> <li>a. Picks up guides at dismount point.</li> <li>b. Turns off blackout drive lights at dismount point.</li> <li>c. Reacts correctly to filtered flashlight signals of guide.</li> <li>d. Maintains noise and light discipline.</li> <li>e. Takes actions to minimize dust and exhaust smoke.</li> </ul> 3. Vehicle operators perform initial camouflage measures. (STP 21-I-MQS: 04-1910.11-1001)		



TASK STEPS AND PERFORMANCE MEASURES	GO	NO-GO
<ul style="list-style-type: none"> <li>a. Minimizes reflections by turning mirrors toward the ground.</li> <li>b. Employs natural terrain patterns, available overhead cover, and shadows.</li> <li>c. Covers windshields with available natural or artificial materials.</li> <li>d. Removes vehicle tracks by using available sweeping materials.</li> <li>e. Performs after-operations PMCS.</li> </ul> <p>4. Unit occupies initial defensive positions (designated personnel only).</p> <ul style="list-style-type: none"> <li>a. Occupies positions as directed by advance/quartering party leader.</li> <li>b. Prepares hasty fighting positions that provide frontal protection from direct fire and are at least half a meter (18 inches) deep.</li> <li>c. Positions automatic weapons on likely avenues of approach.</li> <li>d. Positions individual weapons to protect flanks of automatic weapons and to provide interlocking fires.</li> <li>e. Employs hasty camouflage measures to initial security positions.</li> <li>f. Employs light and noise discipline along defensive line.</li> <li>g. Employs correct challenge and password techniques.</li> <li>h. Employs safety measures.</li> <li>i. Employs environmental stewardship procedures IAW FM 20-400 and TC 20-401.</li> </ul> <p>* 5. Commander finalizes unit layout plan.</p> <ul style="list-style-type: none"> <li>a. Adjusts layout plan as changes are required by terrain and tactical considerations.</li> <li>b. Records adjustment(s) on FBCB2 map overlay(s).</li> <li>c. Identifies camouflage requirements based on terrain features.</li> <li>d. Identifies essential tasks to be completed.</li> <li>e. Briefs subelement leaders on final layout plan and tasks to be performed.</li> <li>f. Enforces safety measures.</li> <li>g. Enforces environmental stewardship procedures IAW FM 20-400 and TC 20-401.</li> </ul>		

<b>TASK PERFORMANCE/EVALUATION SUMMARY BLOCK</b>							
<b>ITERATION</b>	<b>1</b>	<b>2</b>	<b>3</b>	<b>4</b>	<b>5</b>		<b>TOTAL</b>
TOTAL TASK STEPS EVALUATED							
TOTAL TASK STEPS "GO"							
TRAINING STATUS "GO"/"NO-GO"							

"\*" Indicates a leader task step.

### **SUPPORTING INDIVIDUAL TASKS**

<b>References</b>	<b>Task Number</b>	<b>Task Title</b>
STP 21-I-MQS	04-1910.11-1001	Camouflage Self, Individual Equipment, and Position

### **OPFOR TASKS AND STANDARDS**

**NONE:**

**ELEMENT: COMPANY**

**TASK: SET UP UNIT DEFENSE (DIGITIZED) (63-2-4011)**  
 (FM 21-75) (FM 3-4) (FM 3-5)  
 (FM 63-20-1)

**ITERATION:** 1 2 3 4 5 M (Circle)

**COMMANDER/LEADER ASSESSMENT:** T P U (Circle)

**CONDITIONS:** The unit has analog and digital communications with higher HQ. The higher HQ OPORD with all annexes and overlays has been forwarded to the unit commander's digital device. The unit and higher HQ TSOPs are available. All fighting positions, locations of obstacles, and early warning devices are selected. Unit defense plan is completed. Time limit is set for unit to complete defense preparations. This task is performed under all environmental conditions, both day and night. The unit is subject to air, NBC, and ground Level I threat forces attack. This task should not be trained in MOPP4.

**TASK STANDARDS:** All preparations are completed for the defense within the time specified and IAW the defense plan. At MOPP4, performance degradation factors increase response times.

TASK STEPS AND PERFORMANCE MEASURES	GO	NO-GO
* 1. Unit leaders supervise set up of element defensive sector. (STP 21-24-SMCT: 071-326-5704, STP 21-II-MQS: O1-1940.00-1001) <ul style="list-style-type: none"> <li>a. Assign all personnel to primary fighting positions based on type weapon as prescribed in the defense plan.</li> <li>b. Assign sectors of fire for each primary position as prescribed in the defense plan.</li> <li>c. Assign alternate and supplementary positions for each primary position.</li> <li>d. Assign sectors of fire for each supplementary position.</li> <li>e. Verify sectors of fire, range cards, aiming stakes, and possible dead space before authorizing construction of positions.</li> <li>f. Supervise construction of individual fighting positions within the element's sector.</li> <li>g. Supervise clearing of fields of fire.</li> <li>h. Supervise construction of obstacles IAW the defense plan.</li> <li>i. Supervise construction of OP/LP.</li> </ul>		

TASK STEPS AND PERFORMANCE MEASURES	GO	NO-GO
<ul style="list-style-type: none"> <li>j. Supervise emplacement of expedient warning device and position barriers.</li> <li>k. Assign personnel to unit internal reaction force IAW defense plan.</li> <li>l. Prepare defensive sector sketch showing the location and sector of fire for each weapon, all known dead space, and the location and estimated ranges to prominent terrain features within the assigned area.</li> <li>m. Forward sector sketch to unit leader using FBCB2 or messenger.</li> <li>n. Enforce safety procedures.</li> <li>o. Enforce environmental stewardship procedures IAW FM 20-400 and TC 20-401.</li> </ul> <p>2. Unit personnel construct primary fighting positions. (STP 21-1-SMCT: 071-326-5703, 071-331-0852)</p> <ul style="list-style-type: none"> <li>a. Identify position location and sector of fire as directed by unit leader.</li> <li>b. Dig an initial hasty fighting position at least one-half meter (18 to 20 inches) deep and with partially cleared fields of fire.</li> <li>c. Walk sector to determine ranges and dead space using buddy system.</li> <li>d. Improve hasty fighting position to a two-man position.</li> <li>e. Install sector of fire stakes to identify area directed by unit leader.</li> <li>f. Prepare appropriate range card by sighting in automatic weapons, anti armor weapons, and grenade launchers on the assigned engagement area.</li> <li>g. Dig position to fit the natural cover available at least armpit deep using dirt to build a parapet (front cover) at least 18 inches thick.</li> <li>h. Dig two trench grenade sumps, one at each end of the two-man position, and sloped toward the sumps.</li> <li>i. Complete clearing fields of fire, using foliage for camouflage.</li> <li>j. Construct overhead and flank cover for fighting position as time permits.</li> <li>k. Camouflage position to prevent easy detection from 35 meters.</li> <li>l. Report completion of primary positions to the unit leader.</li> </ul>		

TASK STEPS AND PERFORMANCE MEASURES	GO	NO-GO
<p>m. Mark alternate and supplementary positions as directed by unit leader.</p> <p>n. Employ safety procedures.</p> <p>o. Employ environmental stewardship procedures IAW FM 20-400 and TC 20-401.</p> <p>3. Unit personnel emplace obstacles and early warning devices.</p> <p>a. Place PEWS into operation at location(s) directed by the element leader.</p> <p>b. Emplace man-made barriers, concertina wire and field expedient devices in locations directed by the unit leader.</p> <p>c. Position trip flares and field-expedient noise devices in locations directed by the unit leader.</p> <p>d. Camouflage all obstacles and devices.</p> <p>e. Report completion of barrier emplacements to the unit leader using FBCB2, radio, or messenger.</p> <p>f. Employ safety procedures.</p> <p>g. Employ environmental stewardship procedures IAW FM 20-400 and TC 20-401.</p> <p>* 4. Unit leaders supervise set up of defensive sector. (STP 21-24-SMCT: 071-326-5705)</p> <p>a. Consolidate element defense sketches, after verification of compliance, into a unit defensive sector sketch.</p> <p>b. Forward unit's defensive sector sketch to unit CP within one hour after arrival at the new site using FBCB2 or messenger.</p> <p>c. Inspect unit positions to ensure structure, camouflage, and location comply with the unit defense plan and TSOP.</p> <p>d. Verify interlocking fires, dead space, and sector of fire for key weapon positions.</p> <p>e. Inspect OP/LP and personnel for communications, camouflage, and knowledge of withdrawal route.</p> <p>f. Inspect obstacles to ensure compliance with unit defense plan and TSOP.</p> <p>g. Report completion of sector set up to CP using FBCB2, radio, or messenger.</p> <p>h. Enforce safety procedures.</p> <p>i. Enforce environmental procedures IAW FM 20-400 and TC 20-401.</p>		

<b>TASK STEPS AND PERFORMANCE MEASURES</b>	<b>GO</b>	<b>NO-GO</b>
<p>5. Unit personnel establish OP/LP. (STP 21-24-SMCT: 071-326-5705)</p> <ul style="list-style-type: none"> <li>a. Position OP/LP within effective small arms range of unit elements.</li> <li>b. Establish communications (wire, radio or digital means) with nearest unit element and the CP.</li> <li>c. Camouflage OP/LP to prevent it from being detected within 35 meters.</li> <li>d. Establish withdrawal route that provides adequate cover and concealment.</li> </ul> <p>* 6. Commander supervises set up of the unit's defensive sector.</p> <ul style="list-style-type: none"> <li>a. Inspects defensive preparation to ensure compliance with the defense plan.</li> <li>b. Consolidates element sector defense sketches, after verification of compliance, into the unit sector sketch.</li> <li>c. Forwards unit sector sketch to the battalion S2/S3 element using FBCB2 or messenger.</li> <li>d. Maintains sector sketch in the CP using FBCB2 and analog displays.</li> <li>e. Directs establishment of centrally located ammunition resupply and casualty collection point in the unit area.</li> <li>f. Enforces safety procedures.</li> <li>g. Enforces environmental stewardship procedures IAW FM 20-400 and TC 20-401.</li> </ul>		

<b>TASK PERFORMANCE/EVALUATION SUMMARY BLOCK</b>							
<b>ITERATION</b>	<b>1</b>	<b>2</b>	<b>3</b>	<b>4</b>	<b>5</b>		<b>TOTAL</b>
TOTAL TASK STEPS EVALUATED							
TOTAL TASK STEPS "GO"							
TRAINING STATUS "GO"/"NO-GO"							

"\*" Indicates a leader task step.

### **SUPPORTING INDIVIDUAL TASKS**

<b>References</b>	<b>Task Number</b>	<b>Task Title</b>
STP 21-1-SMCT	071-326-5703	Construct Individual Fighting Positions

**SUPPORTING INDIVIDUAL TASKS**

<b>References</b>	<b>Task Number</b>	<b>Task Title</b>
	071-331-0852	Clear a Field of Fire
STP 21-24-SMCT	071-326-5704	Supervise Construction of a Fighting Position
	071-326-5705	Establish an Observation Post
STP 21-II-MQS	O1-1940.00-1001	Supervise Construction of Obstacles

**OPFOR TASKS AND STANDARDS**

**NONE:**

**ELEMENT: COMPANY**

**TASK: PREPARE UNIT FOR NUCLEAR, BIOLOGICAL, AND CHEMICAL CONDITIONS (DIGITIZED) (63-2-4013)**

(FM 3-4)

(FM 3-3)

(FM 63-20-1)

**ITERATION:** 1 2 3 4 5 M (Circle)

**COMMANDER/LEADER ASSESSMENT:** T P U (Circle)

**CONDITIONS:** The unit has analog and digital communications with higher HQ. The higher HQ OPORD with all annexes and overlays has been forwarded to the unit commander's digital device. The unit and higher HQ TSOPs are available. A constant NBC threat exists. The CP, bivouac and operational areas, and perimeter defenses are set up. Unit and individual NBC defense equipment are available. The unit commander has provided his guidance. Threat has the capability to deliver chemical/biological agents and nuclear weapons. NBC Vulnerability Analysis is performed by the higher HQ NBC officer/NCO and distributed to the unit. This task is performed under all environmental conditions, both day and night. The unit is subject to air, NBC, and ground Level I threat forces attack. Some iterations of this task should be performed in MOPP4.

**TASK STANDARDS:** All NBC defense preparatory tasks are completed IAW the TSOP and OPORD and within the time set forth by the higher HQ staff personnel. At MOPP4, performance degradation factors increase time required to perform this task.

TASK STEPS AND PERFORMANCE MEASURES	GO	NO-GO
<p>* 1. Commander and leaders plan unit NBC defense preparatory activities. (STP 21-II-MQS: S4-5030.00-3003)</p> <ul style="list-style-type: none"> <li>a. Identify stated policies and procedures by reviewing the TSOP and OPORD.</li> <li>b. Identify current NBC threat and recommended countermeasures in coordination with the higher HQ staff element and unit NBC specialist.</li> <li>c. Identify location(s) of natural shelters consistent with NBC threat.</li> <li>d. Identify location(s) for construction of protective shelters, if required or available.</li> <li>e. Identify location(s) for placement of automatic alarm systems.</li> <li>f. Provide instructions on improvement of individual and crew-served weapons fighting positions.</li> </ul>		



TASK STEPS AND PERFORMANCE MEASURES	GO	NO-GO
<ul style="list-style-type: none"> <li>g. Identify the availability of personnel to perform tasks.</li> <li>h. Designate MOPP level as prescribed by the higher HQ staff element.</li> <li>i. Establish decontamination priorities for operational sites in coordination with the higher HQ staff element.</li> <li>j. List tasks to be performed and time limits for each task.</li> <li>k. Disseminate NBC defense preparation plan to all subelements using FBCB2 or messenger.</li> <li>l. Task elements to provide NBC equipment operators.</li> <li>m. Conduct MOPP analysis.</li> <li>n. Provide guidance for the protection of food, water, and mission essential supplies.</li> </ul> <p>* 2. Element leaders implement NBC defense plan and preparatory tasks. (STP 21-24-SMCT: 031-503-3006, 031-503-4002)</p> <ul style="list-style-type: none"> <li>a. Conduct inventory of all element NBC defense equipment.</li> <li>b. Request issue of shortages from the unit supply facility.</li> <li>c. Direct placement of automatic alarm system(s) located in element areas.</li> <li>d. Direct improvement of individual fighting positions with consideration for blast, thermal, and nuclear radiation, electromagnetic pulse, transient radiation effects on electronics, and blackout.</li> <li>e. Supervise construction of protective shelters in assigned area.</li> <li>f. Assign each element member to a protective shelter.</li> <li>g. Forward roster of all element NBC defense equipment operators to the CP using appropriate BFACS.</li> <li>h. Provide instructions on audio and visual NBC alarms, MOPP level, and protective shelters.</li> <li>i. Inspect all NBC defense equipment for proper fit, serviceability, and accountability.</li> <li>j. Enforce field sanitation and personal hygiene measures.</li> <li>k. Enforce safety procedures.</li> <li>l. Inspect all element personnel for compliance with measures prescribed by the battalion and unit TSOP, OPORD, and commander's directives.</li> <li>m. Forward element completion report to CP using FBCB2, radio, or messenger.</li> </ul>		

<b>TASK STEPS AND PERFORMANCE MEASURES</b>	<b>GO</b>	<b>NO-GO</b>
3. Unit personnel perform NBC defense preparatory tasks. (STP 21-1-SMCT: 031-503-1005, 031-503-1011, 031-503-1026, STP 21-24-SMCT: 031-503-2013, 031-503-2020) <ol style="list-style-type: none"> <li>a. Construct protective shelters at locations designated by element leaders.</li> <li>b. Improve fighting positions with consideration for blast, thermal, and radiation effects.</li> <li>c. Perform PMCS on all survey equipment, monitoring equipment, and chemical detection equipment.</li> <li>d. Zero all dosimeters using appropriate charger.</li> <li>e. Inspect protective masks and clothing for serviceability and accountability.</li> <li>f. Identify assigned protective shelters or defensive positions in case of an attack.</li> <li>g. Carry protective mask with hood, skin decontamination kit, and detector paper (as permitted by designated MOPP level).</li> <li>h. Store overgarments, overboots, and gloves within reach while at workstation (as permitted by designated MOPP level).</li> <li>i. Employ field sanitation and personal hygiene measures.</li> <li>j. Employ safety procedures.</li> <li>k. Enforce environmental procedures IAW FM 20-400 and TC 20-401.</li> </ol>		

<b>TASK PERFORMANCE/EVALUATION SUMMARY BLOCK</b>							
<b>ITERATION</b>	<b>1</b>	<b>2</b>	<b>3</b>	<b>4</b>	<b>5</b>	<b>M</b>	<b>TOTAL</b>
TOTAL TASK STEPS EVALUATED							
TOTAL TASK STEPS "GO"							
TRAINING STATUS "GO"/"NO-GO"							

"\*" Indicates a leader task step.

### **SUPPORTING INDIVIDUAL TASKS**

<b>References</b>	<b>Task Number</b>	<b>Task Title</b>
STP 21-1-SMCT	031-503-1005	Maintain Your M17-Series Protective Mask with Hood

**SUPPORTING INDIVIDUAL TASKS**

<b>References</b>	<b>Task Number</b>	<b>Task Title</b>
	031-503-1011	Maintain Your M24 or M25-Series Protective Mask With Hood
	031-503-1026	Maintain Your M40-Series Protective Mask with Hood
STP 21-24-SMCT	031-503-2013	Use and Perform Operator Maintenance on the IM174-Series Radiacmeter
	031-503-2020	Use and Perform Operator Maintenance on the IM93 or IM147 Dosimeter and PP1578-Series Charger
	031-503-3006	Supervise Radiation Monitoring
	031-503-4002	Supervise Unit Preparation for NBC Attack
STP 21-II-MQS	S4-5030.00-3003	Describe Nuclear, Biological, and Chemical Defense Concepts

**OPFOR TASKS AND STANDARDS**

**NONE:**

**ELEMENT:** COMPANY

**TASK:** EMPLOY OPERATIONS SECURITY MEASURES (DIGITIZED) (63-2-4016)

(AR 530-1)

(AR 530-4)

(FM 63-20-1)

**ITERATION:** 1 2 3 4 5 M (Circle)

**COMMANDER/LEADER ASSESSMENT:** T P U (Circle)

**CONDITIONS:** The unit has analog and digital communications with higher HQ. The higher HQ OPORD with all annexes and overlays has been forwarded to the unit commander's digital device. The higher HQ OPSEC plan and unit TSOP are available. Support operations are commencing. Implementation of the support plan is conducted by radio, wire, automation, digital, and normal distribution. Unit is authorized automated equipment. Threat forces are capable of intelligence gathering by electronic, visual, and audio means. DE devices may be used in the area. This task is performed in all environmental conditions, both day and night. The unit is subject to air, NBC, and ground Level I threat forces attack. Some iterations of this task should be performed in MOPP4.

**TASK STANDARDS:** The unit's location is not compromised by electronic, visual, or auditory means. The unit prevents the enemy from learning its strength, disposition, and intentions. At MOPP4, performance degradation factors increase the implementation time for OPSEC measures.

TASK STEPS AND PERFORMANCE MEASURES	GO	NO-GO
* 1. Commander and leaders supervise OPSEC activities. (STP 21-I-MQS: O1-5700.02-0001, O3-3711.12-0001) <ul style="list-style-type: none"> <li>a. Inspect guard post and dismount point(s) to ensure compliance with TSOP or other written/oral instructions.</li> <li>b. Inspect unit's camouflage to ensure compliance with TSOP and command guidance.</li> <li>c. Monitor information security measures to ensure compliance with TSOP and command guidance.</li> <li>d. Monitor signal security measures to ensure compliance with TSOP and command guidance.</li> <li>e. Monitor employment of counter and counter-countersurveillance measures to ensure procedures are taken IAW TSOP and command guidance.</li> </ul>		

TASK STEPS AND PERFORMANCE MEASURES	GO	NO-GO
<p>f. Monitor employment of automated systems security and defense against DE devices preventive measures to ensure compliance with TSOP and command guidance.</p> <p>g. Perform "on-the-spot correction" when OPSEC weaknesses or violations are discovered.</p> <p>2. Unit personnel employ information security measures. (STP 21-I-MQS: O3-3711.12-0002)</p> <p>a. Account for all OPORDs and annexes by requiring receipt signature during distribution.</p> <p>NOTE: OPORDs should be sent by secure digital means when possible to reduce the number of written copies.</p> <p>b. Account for all SOIs/SSIs at all times.</p> <p>c. Control all operational information on a need-to-know basis.</p> <p>d. Maintain all classified information and materials in an authorized security container.</p> <p>e. Maintain emergency destruction instructions IAW applicable regulations and the TSOP.</p> <p>f. Maintain details of military activities separate from personal materials.</p> <p>3. Unit personnel employ SIGSEC measures. (STP 21-I-MQS: O4-5770.02-0002)</p> <p>a. Transmit mission essential information by secure radio or secure digital means only.</p> <p>NOTE: If situation permits, information should be transmitted by secure digital device to minimize detection and voice transmissions.</p> <p>b. Employ authentication and encryption codes specified in the SOI/SSI.</p> <p>c. Employ code names for persons, equipment, units, and locations when transmitting over non-secure means IAW SOI/SSI.</p> <p>d. Transmit messages no longer than 20 seconds.</p> <p>e. Report all COMSEC discrepancies/violations to higher HQ communications personnel.</p> <p>NOTE: Encryption may not be necessary with SINCGARS radios and digital communication.</p> <p>4. Unit personnel employ Electronic Protection (EP). (STP 21-I-MQS: O1-5767.02-0001)</p> <p>a. Tune equipment to assigned frequencies specified in current SOI/SSI.</p>		

TASK STEPS AND PERFORMANCE MEASURES	GO	NO-GO
<p>b. Observe all radio silence periods as directed.</p> <p>c. Employ correct anti-jamming procedures.</p> <p>d. Forward MIJI Feeder Voice Template Report to battalion communications personnel within 10 minutes of the incident using FBCB2 or radio.</p> <p>5. Unit personnel employ counter-surveillance measures. (STP 21-I-MQS: 04-3306.01-0007)</p> <p>a. Employ litter prevention measures that keep area free of trash, litter, or personal items.</p> <p>b. Employ measures that prevent creating footpaths and vehicle tracks between elements in the unit area.</p> <p>c. Set radio volumes and squelches to lowest possible setting.</p> <p>6. Unit personnel employ automated systems security.</p> <p>a. Position computers within an enclosure that provides controlled access.</p> <p>b. Secure all electrical facilities that support the system.</p> <p>c. Restrict access to the computer by use of classified passwords.</p> <p>d. Control all log-ons and file access by the use of unique operator passwords.</p> <p>e. Destroy all printouts of reports and lists as new ones are printed.</p> <p>7. Unit personnel employ defense against DE devices. (STP 21-I-MQS: 03-8952.00-9050)</p> <p>a. Position unit equipment and vehicles in covered or concealed locations.</p> <p>b. Cover glass or mirrors within line-of-sight of known threat locations.</p> <p>c. Wear laser safety goggles when laser devices are used in the immediate area.</p>		

TASK PERFORMANCE/EVALUATION SUMMARY BLOCK							
ITERATION	1	2	3	4	5	M	TOTAL
TOTAL TASK STEPS EVALUATED							
TOTAL TASK STEPS "GO"							
TRAINING STATUS "GO"/"NO-GO"							

"\*" Indicates a leader task step.

### SUPPORTING INDIVIDUAL TASKS

References	Task Number	Task Title
STP 21-I-MQS	04-3306.01-0007	Practice Noise, Light, and Litter Discipline
	01-5700.02-0001	Enforce Platoon and Company Communications Security Measures
	01-5767.02-0001	Conduct Electronic Counter-Counter Measures
	03-3711.12-0001	Implement Operations Security
	03-3711.12-0002	Protect Classified Information and Material
	03-8952.00-9050	Employ Directed Energy and Laser Protective Measures
	04-5770.02-0002	Operate Communications Security Equipment VINSON

### OPFOR TASKS AND STANDARDS

**TASK:** CONDUCT AERIAL RECONNAISSANCE (63-OPFOR-1007)

**CONDITION:** OPFOR HQ requires intelligence on the location and identification of enemy elements. Aircraft is dispatched to take photographs and conduct a visual inspection of enemy rear area.

**STANDARD:** 1. Photograph assigned sectors. 2. Make quick visual checks where cloud ceiling is low. 3. Locate enemy positions in the rear area, particularly support and storage bases, and C2 facilities. 4. Report PIR and other information requirements to OPFOR HQ.

**TASK: GATHER INTELLIGENCE (63-OPFOR-1008)**

**CONDITION:** Small OPFOR elements, operating in the rear area, are planning attacks on enemy bases. Information is needed to complete plans.

**STANDARD:** 1. Identify all PIR and other intelligence requirements. 2. Pass through any outpost, defensive wire, or warning devices undetected. 3. Move to an OP that offers cover and concealment and is close enough to gather PIR and other intelligence requirements. 4. Gather all PIR and other intelligence requirements. 5. Withdraw from area undetected. 6. Report all information to OPFOR HQ.

**TASK: CONDUCT ELECTRONIC WARFARE (63-OPFOR-1012)**

**CONDITION:** OPFOR employs a large number of RDF sets, along with ground and airborne communications analysts, to monitor enemy forces for loose communications security practices.

**STANDARD:** 1. Locate the positions of enemy command, intelligence, and logistics radio nets. 2. Forward locations to OPFOR HQ. 3. Use jamming signals against enemy radio receivers. 4. Monitor enemy radio nets for intelligence information.



**ELEMENT:** COMPANY

**TASK:** PERFORM OPERATIONAL DECONTAMINATION (DIGITIZED) (63-2-4018)

(FM 3-5)

(FM 3-3)

(FM 3-4)

(FM 63-20-1)

**ITERATION:** 1 2 3 4 5 M (Circle)

**COMMANDER/LEADER ASSESSMENT:** T P U (Circle)

**CONDITIONS:** The unit has analog and digital communications with higher HQ. The higher HQ OPORD with all annexes and overlays has been forwarded to the unit commander's digital device. The unit and higher HQ TSOPs are available. As the result of a chemical attack, the unit is contaminated with a persistent chemical agent. Unit assumed MOPP4. Replacement overgarments, M291 (skin) and M280 (individual equipment) decontamination kits, super tropical bleach (STB), brooms, mops or other expedient chemical defense items are on hand. This task is performed under all environmental conditions, both day and night. The unit is subject to air, NBC, and ground Level I threat forces attack. Some iterations of this task should be performed in MOPP4.

**TASK STANDARDS:** Unit personnel perform operational decontamination within 15 minutes after attack. At MOPP4, performance degradation factors increase decontamination times.

TASK STEPS AND PERFORMANCE MEASURES	GO	NO-GO
<ol style="list-style-type: none"> <li>1. Unit personnel perform essential decontamination. (STP 21-1-SMCT: 031-503-1007)                             <ol style="list-style-type: none"> <li>a. Complete skin decontamination within one minute of attack or contamination.</li> <li>b. Conduct personal equipment wipe down with super tropical bleach.</li> <li>c. Employ environmental stewardship procedures IAW FM 20-400 and TC 20-401.</li> </ol> </li> <li>2. Unit personnel exchange MOPP gear. (STP 21-1-SMCT: 031-503-1023, STP 21-II-MQS: O4-5030.00-2006)                             <ol style="list-style-type: none"> <li>a. Perform individual decontamination of load-bearing equipment.</li> <li>b. Remove contaminated hoods and outer garment using the buddy system.</li> </ol> </li> </ol>		

<b>TASK STEPS AND PERFORMANCE MEASURES</b>	<b>GO</b>	<b>NO-GO</b>
c. Don fresh overgarments, overshoes, and gloves by using the buddy system. d. Secure hood using the buddy system. e. Secure individual load-bearing equipment.		

<b>TASK PERFORMANCE/EVALUATION SUMMARY BLOCK</b>							
<b>ITERATION</b>	<b>1</b>	<b>2</b>	<b>3</b>	<b>4</b>	<b>5</b>	<b>M</b>	<b>TOTAL</b>
TOTAL TASK STEPS EVALUATED							
TOTAL TASK STEPS "GO"							
TRAINING STATUS "GO"/"NO-GO"							

"\*" Indicates a leader task step.

#### **SUPPORTING INDIVIDUAL TASKS**

<b>References</b>	<b>Task Number</b>	<b>Task Title</b>
STP 21-1-SMCT	031-503-1007	Decontaminate Your Skin and Personal Equipment Using an M258A1 Decontamination Kit
	031-503-1023	Protect Yourself from NBC Injury/Contamination when Changing Mission-Oriented Protective Posture (MOPP) Gear
STP 21-II-MQS	O4-5030.00-2006	Supervise Unit Response to a Chemical or Biological Attack

#### **OPFOR TASKS AND STANDARDS**

**NONE:**

**ELEMENT:** COMPANY

**TASK:** PERFORM THOROUGH DECONTAMINATION (DIGITIZED) (63-2-4019)

(FM 3-5)

(FM 3-3)

(FM 3-4)

(FM 63-20-1)

**ITERATION:** 1 2 3 4 5 M (Circle)

**COMMANDER/LEADER ASSESSMENT:** T P U (Circle)

**CONDITIONS:** The unit has analog and digital communication with higher HQ. The higher HQ OPORD with all annexes and overlays has been forwarded to the unit commander's digital device. The unit and higher HQ TSOPs are available. The unit has completed operations in a contaminated area. The tactical situation allows the unit time to conduct a thorough equipment decontamination. The higher HQ power-driven decontamination equipment and crew are available. Only those personnel directly involved in decontamination are in MOPP4. This task is performed under all environmental conditions, both day and night. The unit is subject to air, NBC, and ground Level I threat forces attack. Some iterations of this task should be performed in MOPP4.

**TASK STANDARDS:** Contamination removal allows personnel to operate equipment safely for extended periods at reduced MOPP.

TASK STEPS AND PERFORMANCE MEASURES	GO	NO-GO
1. Unit HQ coordinates for detailed equipment decontamination. (STP 21-I-MQS: 04-5030.00-2006, 04-5030.00-2007, 04-5030.00-2020) <ul style="list-style-type: none"> <li>a. Coordinates Call For Support for additional decontamination support requirements with higher HQ staff element using FBCB2 or radio.</li> <li>b. Coordinates time and location with higher HQ staff element or supporting decon element using FBCB2 or radio.</li> <li>c. Dispatches an advance party to rendezvous with decon elements at the decon site.</li> <li>d. Provides security and traffic control at the decon site.</li> </ul> 2. Unit prepares for decontamination. (STP 21-I-MQS: 04-5030.00-2020) <ul style="list-style-type: none"> <li>a. Completes basic soldier skill decontamination prior to leaving old AO.</li> </ul>		

<b>TASK STEPS AND PERFORMANCE MEASURES</b>	<b>GO</b>	<b>NO-GO</b>
b. Prioritizes vehicles based on commander's guidance. c. Closes all windows and flaps on vehicles. d. Removes all items from inside vehicle that cannot be decontaminated by using DS2. e. Moves vehicles and equipment to the decon site.  3. Unit processes vehicles and equipment through the decon site. (STP 21-1-SMCT: 031-503-1007, STP 21-I-MQS: 04-5030.00-2020) a. Processes vehicles and equipment IAW directions of the decon element during decon operations. b. Moves vehicles to unit motor pool area after decon is completed. c. Employ safety procedures. d. Employ environmental stewardship procedures IAW FM 20-400 and TC 20-401.  4. Unit clears the decontamination site. a. Provides assistance to decontamination element, as required. b. Employ safety procedures. c. Employ environmental stewardship procedures IAW FM 20-400 and TC 20-401. d. Forwards completion report to higher HQ staff element using FBCB2 or radio.		

<b>TASK PERFORMANCE/EVALUATION SUMMARY BLOCK</b>							
<b>ITERATION</b>	<b>1</b>	<b>2</b>	<b>3</b>	<b>4</b>	<b>5</b>	<b>M</b>	<b>TOTAL</b>
TOTAL TASK STEPS EVALUATED							
TOTAL TASK STEPS "GO"							
TRAINING STATUS "GO"/"NO-GO"							

"\*" Indicates a leader task step.

### **SUPPORTING INDIVIDUAL TASKS**

<b>References</b>	<b>Task Number</b>	<b>Task Title</b>
STP 21-1-SMCT	031-503-1007	Decontaminate Your Skin and Personal Equipment Using an M258A1 Decontamination Kit

**SUPPORTING INDIVIDUAL TASKS**

<b>References</b>	<b>Task Number</b>	<b>Task Title</b>
STP 21-I-MQS	O4-5030.00-2006	Supervise Unit Response to a Chemical or Biological Attack
	O4-5030.00-2007	Supervise Unit Response to Nuclear Attack or Radiological Hazard
	O4-5030.00-2020	Supervise Nuclear, Biological, or Chemical Decontamination

**OPFOR TASKS AND STANDARDS**

**NONE:**



TASK STEPS AND PERFORMANCE MEASURES	GO	NO-GO
<p>i. Protect all food, water, and mission essential supplies from contamination.</p> <p>j. Continue to improve positions prior to the arrival of fallout.</p> <p>k. Request permission to move out of the expected hazard area, if mission permits, using FBCB2 or radio.</p> <p>l. Report radiation exposure status to S2/S3 using FBCB2 or radio.</p> <p>2. Unit personnel reorganizes unit area. (STP 21-24-SMCT: 031-503-3005, STP 21-I-MQS: O4-5030.00-2008, S1-5030.00-1010)</p> <p>a. Inspects immediate area for casualties and damaged equipment.</p> <p>b. Forwards NBC 4 nuclear report to higher headquarters using FBCB2 or radio.</p> <p>c. Performs ADC operations.</p> <p>d. Treats casualties.</p> <p>e. Transport casualties.</p> <p>NOTE: See Task 63-2-4316 for detailed casualty evacuation procedures.</p> <p>f. Reestablishes chain of command.</p> <p>g. Resumes operational mission within time established by the higher headquarters.</p> <p>h. Forwards casualty reports to higher headquarters using FBCB2.</p>		

TASK PERFORMANCE/EVALUATION SUMMARY BLOCK							
ITERATION	1	2	3	4	5	M	TOTAL
TOTAL TASK STEPS EVALUATED							
TOTAL TASK STEPS "GO"							
TRAINING STATUS "GO"/"NO-GO"							

"\*" Indicates a leader task step.

**SUPPORTING INDIVIDUAL TASKS**

References	Task Number	Task Title
STP 21-24-SMCT	031-503-3005	Prepare and Submit NBC 1 Reports

**SUPPORTING INDIVIDUAL TASKS**

<b>References</b>	<b>Task Number</b>	<b>Task Title</b>
	031-503-3008	Implement Mission-Oriented Protective Posture
STP 21-I-MQS	O4-5030.00-2007	Supervise Unit Response to Nuclear Attack or Radiological Hazard
	O4-5030.00-2008	Prepare and Submit Nuclear, Biological, or Chemical 1 Report
	O4-5030.00-2019	Control Unit Radiation Exposure
	S1-5030.00-1010	The NBC Warning and Reporting System

**OPFOR TASKS AND STANDARDS**

**TASK:** DISRUPT ENEMY MOVEMENT AND OPERATIONS USING TACTICAL NUCLEAR WEAPONS (63-OPFOR-1002)

**CONDITION:** Tactical nuclear weapons are employed against key locations in the rear area.

**STANDARD:** 1. Disrupt or delay movement of equipment and supplies to forward areas. 2. Destroy enemy equipment and supplies. 3. Inflict nuclear casualties among enemy troops. 4. Deny enemy use of specified areas. 5. Contaminate enemy equipment and supplies.



**ELEMENTS: COMPANY**

**TASK: DEFEND AGAINST A LEVEL I ATTACK (DIGITIZED) (63-2-4021)**  
 (FM 21-75) (FM 3-3) (FM 63-20-1)

**ITERATION:** 1 2 3 4 5 M (Circle)

**COMMANDER/LEADER ASSESSMENT:** T P U (Circle)

**CONDITIONS:** The unit has analog and digital communications with higher HQ. The higher HQ OPORD with all annexes and overlays has been forwarded to the unit commander's digital device. The unit and higher HQ TSOPs are available. Automatic weapons fire is heard in the area. The perimeter guards report that three to five individuals with automatic weapons and satchels are attempting to infiltrate unit defensive positions. Intelligence reports from higher headquarters indicate small threat elements are operating in the general area. The unit is currently providing support. The unit is at a moderate perimeter manning level. S2 has designated the threat at Level I. Enemy attack causes casualties and damage to unit facilities. This task is performed under all environment conditions, both day and night. The unit is subject to air, NBC, and ground Level I threat forces attack. Some iterations of this task should be performed in MOPP4.

**TASK STANDARDS:** The unit defeats Level I threat actions using techniques outlined in the unit TSOP.

TASK STEPS AND PERFORMANCE MEASURES	GO	NO-GO
* 1. Commander and leaders direct response against a Level I attack. (STP 21-24-SMCT: 071-430-0002, 071-430-0004, 071-430-0006, 071-430-0008, STP 21-II-MQS: O1-3301.02-0011) a. Forward incident report to the S2/S3 using FBCB2 or radio. b. Notify all sub-elements of threat presence using FBCB2, radio, or messenger. c. Increase perimeter manning to appropriate levels. d. Direct unit fire and maneuver to defeat and drive intruders from the unit area. e. Direct internal reaction forces to critical command and control areas. f. Report current situation to S2/S3 as changes occur using FBCB2 or radio. g. Provide "All Clear" signal as soon as attack is over.		

TASK STEPS AND PERFORMANCE MEASURES	GO	NO-GO
<p>h. Decrease perimeter manning level as tactical situation permits.</p> <p>i. Direct reorganization until unit returns to normal operational level.</p> <p>j. Forward casualty report to S1 using FBCB2 or radio.</p> <p>2. Unit responds to a Level I attack. (STP 21-II-MQS: S3-9060.00-1000, STP 21-I-MQS: 04-3305.01-0005, 04-3306.01-0006)</p> <p>a. Sounds prescribed attack alarm.</p> <p>b. Occupies fighting positions, as directed.</p> <p>c. Continues normal operational mission with weapons and protective mask within reach, as directed.</p> <p>d. Assembles at predesignated rally point (internal reaction force).</p> <p>e. Employs challenge and password to all personnel on CP defensive lines during night operations.</p> <p>f. Engages Level I threat with all available fire until threat is defeated and driven from the CP area.</p> <p>g. Forwards SITREP to unit CP using FBCB2, radio, or messenger.</p> <p>3. Unit responds to the effects of a Level I attack. (STP 21-24-SMCT: 071-430-0003, 071-430-0007)</p> <p>a. Replaces key injured personnel.</p> <p>b. Replaces weapon systems that are destroyed during engagement.</p> <p>c. Relocates compromised fighting positions.</p> <p>d. Camouflages positions.</p> <p>e. Treats casualties.</p> <p>NOTE: See Task 63-2-4517 for detailed treatment procedures.</p> <p>f. Transport casualties.</p> <p>NOTE: See Task 63-2-4316 for detailed casualty transportation procedures.</p> <p>g. Performs ADC operations.</p> <p>NOTE: See Task 63-2-4028 for detailed ADC procedures.</p> <p>h. Inspects communication lines for breaks or tampering.</p> <p>i. Forwards personnel and equipment status report to unit CP using FBCB2, radio, or messenger.</p> <p>j. Assembles KIAs and personal effects at designated location.</p> <p>NOTE: See Task 63-2-4513 for detailed mortuary affairs procedures.</p> <p>k. Moves all EPW to a designated collection area.</p>		

TASK PERFORMANCE/EVALUATION SUMMARY BLOCK							
ITERATION	1	2	3	4	5	M	TOTAL
TOTAL TASK STEPS EVALUATED							
TOTAL TASK STEPS "GO"							
TRAINING STATUS "GO"/"NO-GO"							

"\*" Indicates a leader task step.

### SUPPORTING INDIVIDUAL TASKS

References	Task Number	Task Title	
STP 21-24-SMCT	071-430-0002	Conduct a Defense by a Squad	
	071-430-0003	Consolidate a Squad Following Enemy Contact While in the Defense	
	071-430-0004	Reorganize a Squad Following Enemy Contact While in the Defense	
	071-430-0006	Conduct a Defense by a Platoon	
	071-430-0007	Consolidate a Platoon Following Enemy Contact While in the Defense	
	071-430-0008	Reorganize a Platoon Following Enemy Contact While in the Defense	
	STP 21-II-MQS	O1-3301.02-0011	Defend a Company Position
		S3-9060.00-1000	Conduct Small Unit Combat Operations According to the Law of War
STP 21-I-MQS	04-3305.01-0005	Engage Targets with an M16A1 or M16A2 Rifle	
	04-3306.01-0006	Use Challenge And Password	

### OPFOR TASKS AND STANDARDS

**TASK:** CONDUCT RAID (63-OPFOR-1009)

**CONDITION:** OPFOR element has occupied an objective rally point and has orders to conduct a raid on a CSS base.

**STANDARD:** 1. Surprise enemy forces. 2. Assault enemy support base and accomplish assigned tasks. 3. Destroy specified equipment and supplies. 4. Avoid

decisive engagement. 5. Withdraw all personnel from objective area(s) within time prescribed. 6. Obtain all PIR from raid site.

**TASK:** CONDUCT TERRORIST AND SABOTEUR ATTACKS (63-OPFOR-1013)

**CONDITION:** OPFOR dispatches small teams into enemy rear area to disrupt CSS operations.

**STANDARD:** 1. Locate rear support bases and C2 facilities. 2. Delay and disrupt CSS operations through probes. 3. Infiltrate CSS bases to conduct sabotage and terrorist activities. 4. Inflict casualties. 5. Destroy supplies and equipment.

**ELEMENT: COMPANY**

**TASK: PREPARE UNIT FOR LEVEL II/III THREAT (DIGITIZED) (63-2-4022)**  
 (FM 21-75) (FM 3-4) (FM 3-5)  
 (FM 63-20-1)

**ITERATION:** 1 2 3 4 5 M (Circle)

**COMMANDER/LEADER ASSESSMENT:** T P U (Circle)

**CONDITIONS:** The unit has analog and digital communications with higher HQ. The higher HQ OPORD with all annexes and overlays has been forwarded to the unit commander's digital device. The unit and higher HQ TSOPs are available. The unit is notified of a company-sized threat unit operating in the rear area. The higher HQ CP has ordered a defensive posture level increase and has moved the protective posture to MOPP2. Defense plans are prepared. Fighting positions, obstacles, and warning devices are emplaced or constructed. The unit continues to provide limited support to higher HQ tactical operations. This task is conducted under all environmental conditions, both day and night. The unit is subject to air, NBC, and ground Level I threat forces attack. Some iterations of this task should be performed in MOPP4.

**TASK STANDARDS:** Unit is completely prepared to engage threat as prescribed in the TSOP and OPORD. At MOPP4, performance degradation factors significantly increase defensive posture preparation time.

TASK STEPS AND PERFORMANCE MEASURES	GO	NO-GO
* 1. Commander and leaders direct preparation for threat engagement. <ul style="list-style-type: none"> <li>a. Plot threat force locations on the situation map as SPOTREPs are received.</li> <li>b. Disseminate current tactical situation to all subordinate elements using FBCB2, messenger, or radio.</li> <li>c. Direct mustering of internal response forces at predesignated rally point(s).</li> <li>d. Direct increase in defensive position manning levels.</li> <li>e. Shift internal defense forces to Level II perimeter positions.</li> <li>f. Coordinate defense preparations with adjacent units.</li> <li>g. Direct preliminary loading of nonessential equipment and supplies.</li> <li>h. Direct positioning of vehicles for immediate exit.</li> </ul>		

<b>TASK STEPS AND PERFORMANCE MEASURES</b>	<b>GO</b>	<b>NO-GO</b>
2. Unit performs pre-engagement activities. (STP 21-1-SMCT: 031-503-1015, 071-331-0815, STP 21-I-MQS: 04-3306.01-0007) <ul style="list-style-type: none"> <li>a. Occupies fighting positions (designated soldiers only).</li> <li>b. Employs MOPP2, as a minimum.</li> <li>c. Moves response force to predesignated positions within the nearest cluster.</li> <li>d. Moves supplies to predetermined positions within the nearest cluster.</li> <li>e. Loads all nonessential equipment and supplies.</li> <li>f. Positions vehicles for rapid dispersion.</li> <li>g. Maintains surveillance of assigned sector(s).</li> <li>h. Maintains NBC surveillance.</li> <li>i. Maintains strict light and noise discipline.</li> </ul>		

<b>TASK PERFORMANCE/EVALUATION SUMMARY BLOCK</b>							
<b>ITERATION</b>	<b>1</b>	<b>2</b>	<b>3</b>	<b>4</b>	<b>5</b>	<b>M</b>	<b>TOTAL</b>
TOTAL TASK STEPS EVALUATED							
TOTAL TASK STEPS "GO"							
TRAINING STATUS "GO"/"NO-GO"							

"\*" Indicates a leader task step.

#### **SUPPORTING INDIVIDUAL TASKS**

<b>References</b>	<b>Task Number</b>	<b>Task Title</b>
STP 21-1-SMCT	031-503-1015	Protect Yourself from NBC Injury/Contamination with Mission-Oriented Protective Posture (MOPP) Gear
	071-331-0815	Practice Noise, Light, and Litter Discipline
STP 21-I-MQS	04-3306.01-0007	Practice Noise, Light, and Litter Discipline

#### **OPFOR TASKS AND STANDARDS**

**NONE:**

**ELEMENT:** COMPANY

**TASK:** CONDUCT HASTY DISPLACEMENT (DIGITIZED) (63-2-4023)  
 (FM 63-20-1) (FM 3-3) (FM 3-4)  
 (FM 71-2)

**ITERATION:** 1 2 3 4 5 M (Circle)

**COMMANDER/LEADER ASSESSMENT:** T P U (Circle)

**CONDITIONS:** The unit has analog and digital communications with higher HQ. The higher HQ OPORD with all annexes and overlays has been forwarded to the unit commander's digital device. The unit and higher HQ TSOPs are available. The Unit is directed by BCOC to displace the CP to a new location. Threat force contact is estimated to occur within a specified period of time. Pre-engagement activities have been completed. Threat force may arrive before displacement is completed. Indirect fire and smoke support has been coordinated to cover displacement, if required. The commander has designated a small rear security party and vehicles necessary for their transportation. Initial displacement preparations were made during defense buildup. Destruction of supplies, documents, and equipment has been coordinated with the BCOC. This task is performed under all environmental conditions, both day and night. The unit is subject to air, NBC, and ground Level I threat forces attack. Some iterations of this task should be performed in MOPP4.

**TASK STANDARDS:** Unit relocates within time specified in the order. Under MOPP4, displacement times are increased threefold.

TASK STEPS AND PERFORMANCE MEASURES	GO	NO-GO
* 1. Commander and leaders organize unit for hasty displacement. <ul style="list-style-type: none"> <li>a. Assemble soldiers at designated area.</li> <li>b. Brief hasty displacement procedures to soldiers.</li> <li>c. Assign elements tasks and responsibilities.</li> <li>d. Designate vehicles to transport casualties.</li> <li>e. Coordinate Call For Support with S2/S3 for possible aero-medical evacuation using FBCB2 or radio.</li> <li>f. Coordinate for indirect fire and smoke support with S2/S3 using FBCB2 or radio.</li> <li>g. Brief rear security party.</li> <li>h. Brief location of new assembly area and designated route.</li> </ul>		

TASK STEPS AND PERFORMANCE MEASURES	GO	NO-GO
<p>2. Unit prepares for hasty displacement.</p> <p>a. Dismantles tentage, antennas, and other essential equipment.</p> <p>NOTE: This performance measure is executed emphasizing speed rather than standard procedures.</p> <p>b. Loads equipment IAW commander's guidance.</p> <p>c. Positions vehicles for departure on notice.</p> <p>d. Maintains local security while awaiting orders to move.</p> <p>3. Unit destroys non-medical supplies, equipment, and documents.</p> <p>a. Destroys documents IAW TSOP.</p> <p>b. Destroys supplies IAW appropriate TM and TSOP.</p> <p>c. Renders equipment inoperative IAW appropriate TM.</p> <p>4. Unit departs area.</p> <p>a. Conducts orderly departure from area without excessive noises.</p> <p>b. Moves elements to new assembly area via prescribed route.</p> <p>5. Rear security party provides security for unit displacement. (STP 21-I-MQS: 04-3305.01-0005)</p> <p>a. Occupies fighting positions.</p> <p>b. Exits area as soon as last unit has departed.</p> <p>NOTE: If threat elements are in the area and must be engaged, delete existing subparagraph "b" above and insert the following performance measures. b. Engages threat, when sighted, with all available weapons. c. Performs disengagement under fire to supplementary positions. d. Exits area by available means.</p>		

TASK PERFORMANCE/EVALUATION SUMMARY BLOCK							
ITERATION	1	2	3	4	5	M	TOTAL
TOTAL TASK STEPS EVALUATED							
TOTAL TASK STEPS "GO"							
TRAINING STATUS "GO"/"NO-GO"							

"\*" Indicates a leader task step.



**SUPPORTING INDIVIDUAL TASKS**

<b>References</b>	<b>Task Number</b>	<b>Task Title</b>
STP 21-I-MQS	04-3305.01-0005	Engage Targets with an M16A1 or M16A2 Rifle

**OPFOR TASKS AND STANDARDS**

**TASK:** MAINTAIN CONTACT (63-OPFOR-1011)

**CONDITION:** OPFOR element is tactically engaged with enemy base defense forces. Enemy forces are withdrawing under pressure.

**STANDARD:** 1. Engage enemy forces decisively. 2. Advance own unit or forces as enemy withdraws. 3. Inflict casualties.

**ELEMENT:** Company

**TASK:** DEFEND UNIT AREA (DIGITIZED) (63-2-4024)  
 (FM 21-75) (FM 3-3) (FM 3-4)  
 (FM 3-5) (FM 63-20-1)

**ITERATION:** 1 2 3 4 5 M (Circle)

**COMMANDER/LEADER ASSESSMENT:** T P U (Circle)

**CONDITIONS:** The unit has analog and digital communications with higher HQ. The higher HQ OPORD with all annexes and overlays has been forwarded to the unit commander's digital device. The unit and higher HQ TSOPs are available. OP reports a large threat element outside the unit's defensive sector. The unit has completed defensive preparations. Preplanned fire support coordination has been established to engage attacking element with indirect fire far outside the defensive perimeter. The BCOG has tasked the unit to assist in directing artillery fire and CAS in its assigned area of defense. Higher HQ staff element has directed all but "priority" CSS to be discontinued and all available personnel be assigned to defensive perimeter duties. This task is performed under all environmental conditions, both day and night. The unit is subject to air, NBC, and ground Level I threat forces attack. Some iterations of this task should be performed in MOPP4.

**TASK STANDARDS:** Threat force is repelled or delayed until the unit is relieved by MP or TCF. At MOPP4 performance degradation factors increase reaction times.

TASK STEPS AND PERFORMANCE MEASURES	GO	NO-GO
* 1. Commander and leaders direct reaction to threat elements. (STP 21-24-SMCT: 031-503-3008, 071-430-0002, 071-430-0006, STP 21-I-MQS: 01-3301.02-0011) a. Direct suspension of support activities. b. Direct employment of maximum defensive level. c. Recall all OP personnel, if not detected by threat forces. d. Maintain map surveillance of all threat activity in the unit's sector. e. Forward SPOTREPs to S2/S3 using FBCB2 or radio. f. Forward SHELLREPs to S2/S3 using FBCB2 or radio. g. Maintain communications with the S2/S3 using FBCB2 or radio. h. Direct unit by fire and maneuver to repel and/or delay penetration of threat forces into the CP area. i. Maintain current situation map with all known friendly and threat locations using FBCB2.		

TASK STEPS AND PERFORMANCE MEASURES	GO	NO-GO
<p>2. Unit reacts to threat. (STP 21-1-SMCT: 071-311-2007, 071-325-4407)</p> <ul style="list-style-type: none"> <li>a. Sounds attack alarm.</li> <li>b. Occupies defensive positions.</li> <li>c. Forwards SALUTE report to CP using FBCB2 or radio.</li> <li>d. Engages threat with organic weapons without compromising positions.</li> <li>e. Conducts tactical fire and maneuver to repel and/or delay penetration into CP defense.</li> <li>f. Forwards SITREP to CP using FBCB2 or radio.</li> <li>g. Treats casualties with life-threatening wounds or injuries first.</li> <li>h. Replaces injured key personnel.</li> <li>i. Replaces weapons systems that are destroyed during the engagement.</li> </ul> <p>3. Unit reacts to indirect fire. (STP 21-I-MQS: 04-3306.01-0005)</p> <ul style="list-style-type: none"> <li>a. Sounds alarm.</li> <li>b. Seeks overhead cover protection of fighting position.</li> <li>c. Dons protective mask within 9 seconds (with hood, within 15 seconds).</li> <li>d. Forwards SHELLREP to unit CP using FBCB2 or radio.</li> <li>e. Conducts standard unmasking procedures, if chemical detector kits or detector paper is not available.</li> </ul> <p>* 4. Commander and leaders coordinate indirect fire support. (STP 21-24-SMCT: 061-283-6003)</p> <ul style="list-style-type: none"> <li>a. Coordinate preplanned fires with the S2/S3 fire support element using FBCB2 or radio.</li> <li>b. Establish communications with fire support operations center using FBCB2 or radio.</li> <li>c. Request fire support using proper procedures and terminology using FBCB2 or radio as time permits.</li> <li>d. Adjust fires on target, as necessary.</li> <li>e. Terminate fire-mission using FBCB2 or radio as time permits.</li> <li>f. Report effects of fires to S2/S3 using FBCB2 or radio.</li> </ul> <p>* 5. Commander and leaders direct CAS.</p> <ul style="list-style-type: none"> <li>a. Coordinate CAS mission through the S2/S3 using FBCB2 or radio.</li> <li>b. Coordinate communications with CAS strike leader through the S2/S3 using FBCB2 or radio.</li> </ul>		

<b>TASK STEPS AND PERFORMANCE MEASURES</b>	<b>GO</b>	<b>NO-GO</b>
c. Prepare unit area for CAS strikes. d. Identify friendly positions by use of colored smoke. e. Identify targets to strike leader. f. Adjust air strikes on target(s). g. Terminate CAS mission. h. Report strike effects to S2/S3 using FBCB2 or radio. i. Forward SITREP to S2/S3 using FBCB2 or radio.		

<b>TASK PERFORMANCE/EVALUATION SUMMARY BLOCK</b>							
<b>ITERATION</b>	<b>1</b>	<b>2</b>	<b>3</b>	<b>4</b>	<b>5</b>	<b>M</b>	<b>TOTAL</b>
TOTAL TASK STEPS EVALUATED							
TOTAL TASK STEPS "GO"							
TRAINING STATUS "GO"/"NO-GO"							

"\*" Indicates a leader task step.

#### **SUPPORTING INDIVIDUAL TASKS**

<b>References</b>	<b>Task Number</b>	<b>Task Title</b>
STP 21-1-SMCT	071-311-2007	Engage Targets with an M16A1 Or M16A2 Rifle
	071-325-4407	Employ Hand Grenades
STP 21-24-SMCT	031-503-3008	Implement Mission-Oriented Protective Posture
	061-283-6003	Adjust Indirect Fire
	071-430-0002	Conduct a Defense by a Squad
	071-430-0006	Conduct a Defense by a Platoon
STP 21-I-MQS	04-3306.01-0005	React to Indirect Fire
	01-3301.02-0011	Defend a Company Position

## OPFOR TASKS AND STANDARDS

### **TASK:** CONDUCT AIR ATTACKS (63-OPFOR-1006)

**CONDITION:** OPFOR elements in the rear area have forwarded the positions of enemy support sites and/or the locations of road march elements to OPFOR HQ. OPFOR aircraft have been dispatched to attack enemy installations or convoys.

**STANDARD:** 1. Locate command and control site(s) or convoys. 2. Conduct attack runs on designated target(s). 3. Destroy enemy equipment, supplies, vehicles, and personnel.

### **TASK:** ATTACK (63-OPFOR-1010)

**CONDITION:** Enemy rear area CSS base has been located by OPFOR element. PIR and other intelligence requirements have been obtained by OPFOR patrols. OPFOR element has automatic and anti-armor weapons, and light mortars. OPFOR element is the size of approximately two platoons.

**STANDARD:** 1. Develop an attack plan. 2. Initiate attack using a scheme of maneuver that exploits enemy flanks, gaps, and identified weaknesses. 3. Use covered and concealed routes to approach enemy forces flanks, gaps, or weakly held areas. 4. Employ indirect fire to support attack. 5. Penetrate enemy defenses. 6. Destroy all equipment and supplies. 7. Inflict heavy casualties. 8. Isolate the CSS base by blocking reinforcements. 9. Force enemy units to displace. 10. Withdraw before CSS base is reinforced with tactical combat forces.

### **TASK:** MAINTAIN CONTACT (63-OPFOR-1011)

**CONDITION:** OPFOR element is tactically engaged with enemy base defense forces. Enemy forces are withdrawing under pressure.

**STANDARD:** 1. Engage enemy forces decisively. 2. Advance own unit or forces as enemy withdraws. 3. Inflict casualties.

**ELEMENT: COMPANY**

**TASK: PERFORM WITHDRAWAL UNDER FIRE (DIGITIZED) (63-2-4025)**  
 (FM 63-20-1) (FM 21-75) (FM 3-4)  
 (FM 3-5) (FM 71-2)

**ITERATION:** 1 2 3 4 5 M (Circle)  
**COMMANDER/LEADER ASSESSMENT:** T P U (Circle)

**CONDITIONS:** The unit has analog and digital communications with higher HQ. The higher HQ OPORD with all annexes and overlays has been forwarded to the unit commander's digital device. The unit and higher HQ TSOPs are available. The S2/S3 directs the unit to occupy its supplementary fighting positions. The commander has made the decision to tighten the base perimeter. The unit is currently engaging threat elements along its defensive sector. Execution times are established for relocation and the commencement of indirect fires to cover withdrawal operations. The unit is required to furnish internal smoke screening in addition to pre-planned smoke-screen fires from support artillery. This task is performed under all environmental conditions, both day and night. The unit is subject to air, NBC, and ground Level I threat forces attack. Some iterations of this task should be performed in MOPP4.

**TASK STANDARDS:** Supplementary positions are occupied and unit is prepared to engage threat. Withdrawals actions will be preformed using techniques outlined in the unit TSOP and OPORD. At MOPP4 performance degradation factors increase time required for withdrawal under fire.

TASK STEPS AND PERFORMANCE MEASURES	GO	NO-GO
* 1. Commander and leaders supervise disengagement under fire. a. Maintain situational awareness using FBCB2, radio and messenger. b. Identify disengagement method to be used. c. Designate movement element (first element). d. Designate base of fire element (second element). e. Brief element leaders on disengagement phases and procedures. f. Monitor execution of disengagement for compliance with commander's directives. g. Forward completion report to S2/S3.		

TASK STEPS AND PERFORMANCE MEASURES	GO	NO-GO
2. Unit performs fire and movement to rear. (STP 21-I-MQS: 04-3305.01-0005, 04-3305.01-0007, 04-3306.01-0002) <ul style="list-style-type: none"> <li>a. Coordinates for execution of fire and movement among elements (all elements).</li> <li>b. Employs smoke grenades that provide a screen to cover disengagement.</li> <li>c. Lays down a base of fire with all available weapons (second element).</li> <li>d. Moves from primary to supplementary fighting positions (first element).</li> <li>e. Lays down a base of fire with all available weapons (first element).</li> <li>f. Moves from primary to supplementary fighting positions (second element).</li> <li>g. Reestablishes sectors of fire within 10 minutes of move.</li> <li>h. Forwards completion report to the CP using FBCB2, radio or messenger.</li> </ul>		

TASK PERFORMANCE/EVALUATION SUMMARY BLOCK							
ITERATION	1	2	3	4	5	M	TOTAL
TOTAL TASK STEPS EVALUATED							
TOTAL TASK STEPS "GO"							
TRAINING STATUS "GO"/"NO-GO"							

"\*" Indicates a leader task step.

**SUPPORTING INDIVIDUAL TASKS**

References	Task Number	Task Title
STP 21-I-MQS	04-3305.01-0005	Engage Targets with an M16A1 or M16A2 Rifle
	04-3305.01-0007	Employ Hand Grenades
	04-3306.01-0002	Move Under Direct Fire

## OPFOR TASKS AND STANDARDS

**TASK:** MAINTAIN CONTACT (63-OPFOR-1011)

**CONDITION:** OPFOR element is tactically engaged with enemy base defense forces. Enemy forces are withdrawing under pressure.

**STANDARD:** 1. Engage enemy forces decisively. 2. Advance own unit or forces as enemy withdraws. 3. Inflict casualties.



**ELEMENT:** COMPANY

**TASK:** REORGANIZE UNIT DEFENSE (DIGITIZED) (63-2-4026)  
 (FM 63-20-1) (FM 21-75) (FM 71-2)  
 (FM3-4) (FM3-5)

**ITERATION:** 1 2 3 4 5 M (Circle)

**COMMANDER/LEADER ASSESSMENT:** T P U (Circle)

**CONDITIONS:** The unit has analog and digital communications with higher HQ. The higher HQ OPORD with all annexes and overlays has been forwarded to the unit commander's digital device. Unit and higher HQ TSOPs are available. Contact with attacking threat elements is broken. Threat has withdrawn from the immediate area. The unit maintains a high state of readiness. The unit sustains casualties and damage to defensive positions. This task is performed under all environmental conditions, both day and night. The unit is subject to air, NBC, and ground Level I threat forces attack. Some iterations of this task should be performed in MOPP4.

**TASK STANDARDS:** Unit defenses are reorganized within the time prescribed by the commander. At MOPP4, performance degradation factors increase defense reorganization completion times.

TASK STEPS AND PERFORMANCE MEASURES	GO	NO-GO
* 1. Commander and leaders supervise reorganization of unit defenses. (STP 21-24-SMCT: 071-430-0004, 071-430-0008) <ul style="list-style-type: none"> <li>a. Maintain situational awareness using FBCB2, radio, or messenger.</li> <li>b. Identify status of personnel, weapons, and equipment.</li> <li>c. Fill key leadership positions.</li> <li>d. Reassign personnel to weapon systems most critical to unit defense.</li> <li>e. Supervise distribution or redistribution of ammunition.</li> <li>f. Request ammunition resupply from S4 element using FBCB2, radio, or messenger.</li> <li>g. Reassign fighting positions and sectors of fire.</li> <li>h. Supervise replacement and/or reconstruction of fighting positions, camouflage, and obstacles.</li> <li>i. Prepare updated unit defense sketch.</li> <li>j. Forward sketch to the S2/S3 using FBCB2 or messenger.</li> </ul>		

<b>TASK STEPS AND PERFORMANCE MEASURES</b>	<b>GO</b>	<b>NO-GO</b>
k. Forward personnel, weapons, and equipment status report to the S1 and S4 using FBCB2, radio, or messenger.  2. Unit performs defensive reorganization activities. a. Mans all critical weapon systems. b. Redistributes ammunition to all fighting positions. c. Reports ammunition status to CP using FBCB2, radio, or messenger. d. Occupies newly assigned fighting positions. e. Establishes new sectors of fire. f. Performs PMCS on assigned weapons. g. Reconstructs fighting positions. h. Reconstructs obstacles and warning devices. i. Replaces damaged camouflage. j. Reports all threat activities to CP using FBCB2, radio, or messenger. k. Treats casualties. NOTE: See Task 63-2-4517 for detailed treatment procedures. l. Transports casualties. NOTE: See Task 63-2-4316 for detailed casualty transportation procedures. m. Reports all casualties to CP using FBCB2, radio, or messenger.		

<b>TASK PERFORMANCE/EVALUATION SUMMARY BLOCK</b>							
<b>ITERATION</b>	<b>1</b>	<b>2</b>	<b>3</b>	<b>4</b>	<b>5</b>	<b>M</b>	<b>TOTAL</b>
TOTAL TASK STEPS EVALUATED							
TOTAL TASK STEPS "GO"							
TRAINING STATUS "GO"/"NO-GO"							

"\*" Indicates a leader task step.

### **SUPPORTING INDIVIDUAL TASKS**

<b>References</b>	<b>Task Number</b>	<b>Task Title</b>
STP 21-24-SMCT	071-430-0004	Reorganize a Squad Following Enemy Contact while in the Defense
	071-430-0008	Reorganize a Platoon Following Enemy Contact while in the Defense

**OPFOR TASKS AND STANDARDS**

**NONE:**

**ELEMENT:** COMPANY

**TASK:** EXECUTE BATTLE HANDOVER (DIGITIZED) (63-2-4027)  
 (FM 63-20-1) (FM 3-4) (FM 3-5)  
 (FM 71-2)

**ITERATION:** 1 2 3 4 5 M (Circle)

**COMMANDER/LEADER ASSESSMENT:** T P U (Circle)

**CONDITIONS:** The unit has analog and digital communications with higher HQ. The higher HQ OPORD with all annexes and overlays has been forwarded to the unit commander's digital device. The unit and higher HQ TSOPs are available. A FRAGO from the S2/S3 directs the unit to prepare to hand the current engagement over to the TCF or MP area security element. TCF or MP units are located in an assembly area awaiting deployment. Contact with the enemy is broken. Indirect fire and smoke have been coordinated and are used to cover disengagement and handover operations. The unit is required to assist elements in their assigned area. TCF or MP assumes responsibility for defensive operations until unit defense is released again to the commander. This task is performed under all environmental conditions both day and night. The unit is subject to air, NBC, and ground Level I threat forces attack. Some iterations of this task should be performed in MOPP4.

**TASK STANDARDS:** Battle handover operations are conducted IAW the TSOP and current FRAGO and are undetected by threat. At MOPP4, battle handover operations are significantly degraded.

TASK STEPS AND PERFORMANCE MEASURES	GO	NO-GO
* 1. Commander and leaders supervise battle handover assistance. (STP 21-24-SMCT: 071-326-5775, STP 21-II-MQS: 01-3301.02-0011, STP 21-I-MQS: 04-3301.01-0013, 04-3303.01-0019) <ul style="list-style-type: none"> <li>a. Maintain situational awareness using FBCB2 and radio.</li> <li>b. Coordinate with S2/S3 location of battle handover line and contact points in the unit's assigned area.</li> <li>c. Coordinate with S2/S3 for information on indirect fire and smoke support using FBCB2 or radio.</li> <li>d. Disseminate battle handover information to subordinate elements using FBCB2, radio, or messenger.</li> <li>e. Redeploy troops to assist in handover using FBCB2, radio, or messenger.</li> </ul>		

TASK STEPS AND PERFORMANCE MEASURES	GO	NO-GO
f. Maintain communication with TCF or MP elements using FBCB2, radio, or messenger. g. Exchange tactical information with TCF or MP element counterpart using FBCB2, radio, or messenger. h. Forward handover completion report to S2/S3 using FBCB2 or radio.  2. Unit provides battle handover assistance. (STP 21-I-MQS: 04-3301.01-0013, 04-3306.01-0001) a. Establish contact points. b. Establish overwatch positions. c. Marks TCF or MP unit routes. d. Guides TCF or MP units along specified routes. e. Provide overwatch for TCF or MP. f. Forward handover completion report to CP using FBCB2 or radio.		

TASK PERFORMANCE/EVALUATION SUMMARY BLOCK							
ITERATION	1	2	3	4	5	M	TOTAL
TOTAL TASK STEPS EVALUATED							
TOTAL TASK STEPS "GO"							
TRAINING STATUS "GO"/"NO-GO"							

"\*" Indicates a leader task step.

### SUPPORTING INDIVIDUAL TASKS

References	Task Number	Task Title
STP 21-24-SMCT	071-326-5775	Coordinate with an Adjacent Platoon
STP 21-II-MQS	01-3301.02-0011	Defend a Company Position
STP 21-I-MQS	04-3301.01-0013	Defend a Squad/Platoon Position
	04-3303.01-0019	Use a Map Overlay
	04-3306.01-0001	Control Movement Techniques

## OPFOR TASKS AND STANDARDS

### **TASK:** ATTACK (63-OPFOR-1010)

**CONDITION:** Enemy rear area CSS base has been located by OPFOR element. PIR and other intelligence requirements have been obtained by OPFOR patrols. OPFOR element has automatic and anti-armor weapons, and light mortars. OPFOR element is the size of approximately two platoons.

**STANDARD:** 1. Develop an attack plan. 2. Initiate attack using a scheme of maneuver that exploits enemy flanks, gaps, and identified weaknesses. 3. Use covered and concealed routes to approach enemy forces flanks, gaps, or weakly held areas. 4. Employ indirect fire to support attack. 5. Penetrate enemy defenses. 6. Destroy all equipment and supplies. 7. Inflict heavy casualties. 8. Isolate the CSS base by blocking reinforcements. 9. Force enemy units to displace. 10. Withdraw before CSS base is reinforced with tactical combat forces.

### **TASK:** MAINTAIN CONTACT (63-OPFOR-1011)

**CONDITION:** OPFOR element is tactically engaged with enemy base defense forces. Enemy forces are withdrawing under pressure.

**STANDARD:** 1. Engage enemy forces decisively. 2. Advance own unit or forces as enemy withdraws. 3. Inflict casualties.

**ELEMENTS: COMPANY**

**TASK: PREPARE UNIT FOR A CHEMICAL ATTACK (DIGITIZED) (63-2-4202)**  
 (FM 3-4) (FM 3-100) (FM 63-20-1)

**ITERATION:** 1 2 3 4 5 M (Circle)

**COMMANDER/LEADER ASSESSMENT:** T P U (Circle)

**CONDITIONS:** The unit has analog and digital communications with higher HQ. The higher HQ OPORD with all annexes and overlays has been forwarded to the unit commander's digital device. The unit and higher HQ TSOPs are available. The higher HQ staff element advised unit HQ that, based on the latest intelligence reports, threat forces may use chemical weapons. The higher HQ staff element directs the implementation of actions designed to minimize casualties and damage. The unit is currently operating at MOPP2. This task is performed under all environmental conditions, both day and night. The unit is subject to air, NBC, and ground Level I threat forces attack. Some iterations of this task should be performed in MOPP4.

**TASK STANDARDS:** Preparations for the chemical attack are completed prior to the attack or the effects of the attack reaching the unit's location are minimized. At MOPP4, performance degradation factors increase reaction times.

TASK STEPS AND PERFORMANCE MEASURES	GO	NO-GO
* 1. Commander and leaders issue warning order using FBCB2, radio, wire or messenger. (STP 21-24-SMCT: 031-503-4002, STP 21-I-MQS: S1-5030.00-1010) <ul style="list-style-type: none"> <li>a. Maintain situational awareness using FBCB2.</li> <li>b. Conduct Chemical Vulnerability Analysis.</li> <li>c. Conduct MOPP Analysis.</li> <li>d. Notify all unit personnel and assigned and attached or OPCON elements of threat status using FBCB2, radio, wire, or messenger.</li> <li>e. Direct implementation of defensive preparations consistent with the mission and threat.</li> <li>f. Provide guidance on level of degradation of support mission.</li> </ul> 2. Unit personnel take additional actions consistent with mission. (STP 21-1-SMCT: 031-503-1014, 031-503-1020, STP 21-24-SMCT: 031-503-2001, 031-503-4002, STP 21-II-MQS: O4-5030.00-2017)		

<b>TASK STEPS AND PERFORMANCE MEASURES</b>	<b>GO</b>	<b>NO-GO</b>
a. Harden individual fighting positions and support facilities. b. Employ proper field sanitation measures and personal hygiene. c. Check operation of detection equipment as directed by leaders and supervisors. d. Identify protective shelter location(s), if available. e. Inspect all unit personnel protective masks and clothing for proper fitting. f. Cover all exposed equipment and supplies. g. Implement procedures to prevent further contamination IAW the TSOP. h. Shut down all nonessential equipment. i. Monitor area by testing with detector kits and/or paper to determine level of contamination.		

<b>TASK PERFORMANCE/EVALUATION SUMMARY BLOCK</b>							
<b>ITERATION</b>	<b>1</b>	<b>2</b>	<b>3</b>	<b>4</b>	<b>5</b>	<b>M</b>	<b>TOTAL</b>
TOTAL TASK STEPS EVALUATED							
TOTAL TASK STEPS "GO"							
TRAINING STATUS "GO"/"NO-GO"							

"\*" Indicates a leader task step.

### **SUPPORTING INDIVIDUAL TASKS**

<b>References</b>	<b>Task Number</b>	<b>Task Title</b>
STP 21-1-SMCT	031-503-1014	Identify Chemical Agents Using M8 Detector Paper
	031-503-1020	Detect Chemical Agents Using M9 Detector Paper
STP 21-24-SMCT	031-503-2001	Use M256 or M256A1 Chemical Agent Detector Kit
	031-503-4002	Supervise Unit Preparation for NBC Attack
STP 21-II-MQS	O4-5030.00-2017	Prepare for Nuclear, Biological, or Chemical Attack
STP 21-I-MQS	S1-5030.00-1010	The NBC Warning and Reporting System



**OPFOR TASKS AND STANDARDS**

**NONE:**



TASK STEPS AND PERFORMANCE MEASURES	GO	NO-GO
<p>2. Unit performs hasty vehicle and equipment decontamination procedures. (STP 21-II-MQS: O4-5030.00-2007)</p> <ul style="list-style-type: none"> <li>a. Starts procedures within 30 minutes of indications of contamination, if mission permits.</li> <li>b. Employs hasty vehicle and equipment decontamination procedures IAW OPORD and TSOP.</li> <li>c. Disposes of contaminated dust and water IAW prescribed techniques in the TSOP.</li> <li>d. Employ safety standards.</li> <li>e. Employ environmental stewardship procedures IAW FM 20-400 and TC 20-401.</li> </ul> <p>* 3. Commander directs resumption of operational mission.</p> <ul style="list-style-type: none"> <li>a. Directs elements to perform assigned mission as specified by the TSOP, OPORD, and commander's guidance using FBCB2, radio, wire, or messenger.</li> <li>b. Monitors unit radiation status in coordination with each subelement to ensure compliance with higher HQ commander's OEG.</li> <li>c. Forwards radiation status updates to higher HQ staff element using FBCB2.</li> <li>d. Coordinates replenishment of NBC decon items with the higher HQ staff element using FBCB2 and follows up the requests by requisitioning supplies using the ULLS-S4 module requisition mode.</li> </ul>		

TASK PERFORMANCE/EVALUATION SUMMARY BLOCK							
ITERATION	1	2	3	4	5	M	TOTAL
TOTAL TASK STEPS EVALUATED							
TOTAL TASK STEPS "GO"							
TRAINING STATUS "GO"/"NO-GO"							

"\*" Indicates a leader task step.

**SUPPORTING INDIVIDUAL TASKS**

<b>References</b>	<b>Task Number</b>	<b>Task Title</b>
STP 21-1-SMCT	031-503-1007	Decontaminate Your Skin and Personal Equipment Using an M258A1 Decontamination Kit
STP 21-II-MQS	04-5030.00-2007	Supervise Unit Response to Nuclear Attack or Radiological Hazard
	04-5030.00-2020	Supervise Nuclear, Biological, or Chemical Decontamination

**OPFOR TASKS AND STANDARDS****NONE:**



TASK STEPS AND PERFORMANCE MEASURES	GO	NO-GO
<ul style="list-style-type: none"> <li>a. Notifies convoy element(s) of exact location and type of chemical contamination using FBCB2 or radio.</li> <li>b. Plots contaminated area on map overlays and in FBCB2.</li> <li>c. Provides required protective measures and MOPP level designation to march element(s).</li> <li>d. Designates assembly area for each element for preparation of crossing the contaminated area.</li> <li>e. Directs required protective measures and MOPP level for assembly areas.</li> <li>f. Reports locations of assembly areas, halt time, and tentative resumption time to the higher HQ staff element using FBCB2 or radio.</li> <li>g. Forwards NBC 1 chemical report to higher HQ staff element using FBCB2 or radio.</li> </ul> <p>3. Convoy elements occupy assembly area(s).</p> <ul style="list-style-type: none"> <li>a. Move into assembly area without halting on the route of march.</li> <li>b. Establish perimeter security with 360-degree surveillance and crew-served weapons positioned along likely avenues of approach.</li> <li>c. Employ camouflage techniques, with emphasis on positioning mirrors toward the ground and parking vehicles in an area with overhead cover.</li> <li>d. Perform during-operation PMCS IAW applicable TM.</li> </ul> <p>* 4. Convoy commander selects crossing route.</p> <ul style="list-style-type: none"> <li>a. Identifies possible routes by conducting a map reconnaissance of contaminated area.</li> <li>b. Conducts comparative analysis of chemical data received from higher HQ staff element, terrain analysis, and time factors for a route selection.</li> <li>c. Selects route that minimizes chemical contamination.</li> <li>d. Requests approval of selected route from higher HQ staff element using FBCB2 or radio.</li> </ul> <p>* 5. Convoy commander supervises crossing preparation activities. (STP 21-24-SMCT: 031-503-3004)</p> <ul style="list-style-type: none"> <li>a. Briefs reconnaissance team on mission, communications, and actions to be performed on other side of the contaminated area.</li> <li>b. Dispatches reconnaissance team to verify type of contamination and size of contaminated area.</li> </ul>		

TASK STEPS AND PERFORMANCE MEASURES	GO	NO-GO
<p>c. Directs precautionary measures and MOPP level required for crossing.</p> <p>d. Assigns crossing time(s) for each march element.</p> <p>e. Assigns assembly area on the other side of contaminated area for each convoy element to perform hasty decontamination.</p> <p>6. Chemical reconnaissance team conducts route survey.</p> <p>a. Selects distances between recon checkpoints based on tactical situation and time available.</p> <p>b. Selects recon checkpoints at locations where chemical agents are likely to collect as prescribed in FM 3-3.</p> <p>c. Detects chemical vapors by using M256 kit.</p> <p>d. Checks presence of liquids with M8/9 detector paper.</p> <p>e. Marks route with predetermined material.</p> <p>f. Records recon information, as collected.</p> <p>g. Forwards all recon information to the convoy commander after completion of survey.</p> <p>7. Unit prepares to cross contaminated area. (STP 21-24-SMCT: 031-503-3004)</p> <p>a. Places all externally stored equipment inside vehicles.</p> <p>b. Covers equipment with available material.</p> <p>c. Closes all vehicle air vents and windows.</p> <p>d. Positions chemical detector paper as prescribed in FM 3-4.</p> <p>e. Employs MOPP4.</p> <p>8. Convoy elements cross contaminated area. (STP 21-24-SMCT: 031-503-3004)</p> <p>a. Follow route as marked by the reconnaissance party.</p> <p>b. Avoid low ground, overhead branches, and heavy brush.</p> <p>c. Move as quickly as possible across contaminated area without unnecessary halts and delays.</p> <p>d. Verify that all vehicles have crossed the contaminated area before stopping.</p> <p>e. Forward crossing report to the higher HQ staff element when all convoy elements have crossed the contaminated area using FBCB2 or radio.</p> <p>*9. Convoy commander supervises decontamination measures. (STP 21-II-MQS: 04-5030.00-2020)</p> <p>a. Identifies level of required decontamination in coordination with higher HQ staff element.</p>		

TASK STEPS AND PERFORMANCE MEASURES	GO	NO-GO
<p>b. Directs implementation of basic soldier skills and/or hasty decontamination based on type of contamination, weather, and tactical situation.</p> <p>10. Unit performs chemical decontamination. (STP 21-24-SMCT: 031-503-3009)</p> <ul style="list-style-type: none"> <li>a. Initiates skin decontamination techniques within one minute of exposure to liquid contamination.</li> <li>b. Completes personal wipedown within 15 minutes of exit from contaminated area.</li> <li>c. Completes operator's spraydown within 15 minutes of personal wipedown.</li> <li>d. Employs safety measures to ensure DS2 does not touch personal or protective clothing.</li> <li>e. Decontaminates only those areas that would cause further contamination of personnel or equipment.</li> <li>f. Conducts MOPP gear exchange, if required.</li> <li>g. Forwards decontamination status report to higher HQ staff element using FBCB2.</li> </ul> <p>*11. Convoy commander coordinates resumption of road march. (STP 21-II-MQS: 04-5030.00-2022)</p> <ul style="list-style-type: none"> <li>a. Designates SP for all convoy elements to resume march.</li> <li>b. Reschedules check point and RP crossing times in coordination with higher HQ staff element.</li> <li>c. Provides new march instructions to all convoy elements.</li> <li>d. Directs covering and marking of contaminated runoff areas.</li> <li>e. Affixes locations of contaminated runoff areas on map overlays.</li> <li>f. Coordinates detailed decontamination with higher HQ staff element, if required.</li> <li>g. Forwards road march resumption report to higher HQ staff element using FBCB2 or radio.</li> </ul> <p>12. Unit performs movement march resumption activities.</p> <ul style="list-style-type: none"> <li>a. Covers area(s) used for decontamination.</li> <li>b. Marks contaminated runoff areas.</li> <li>c. Decontaminates the decontamination personnel.</li> <li>d. Crosses new SP at time prescribed by the convoy commander.</li> </ul>		



TASK PERFORMANCE/EVALUATION SUMMARY BLOCK							
ITERATION	1	2	3	4	5	M	TOTAL
TOTAL TASK STEPS EVALUATED							
TOTAL TASK STEPS "GO"							
TRAINING STATUS "GO"/"NO-GO"							

"\*" Indicates a leader task step.

### SUPPORTING INDIVIDUAL TASKS

References	Task Number	Task Title
STP 21-24-SMCT	031-503-3004	Supervise the Crossing of a Contaminated Area
	031-503-3005	Prepare and Submit NBC 1 Reports
	031-503-3008	Implement Mission-Oriented Protective Posture
STP 21-II-MQS	031-503-3009	Lead MOPP Gear Exchange
	04-5030.00-2006	Supervise Unit Response to a Chemical or Biological Attack
	04-5030.00-2008	Prepare and Submit Nuclear, Biological, or Chemical 1 Report
	04-5030.00-2017	Prepare for Nuclear, Biological, or Chemical Attack
	04-5030.00-2020	Supervise Nuclear, Biological, or Chemical Decontamination
	04-5030.00-2022	Supervise Employment of Nuclear, Biological, or Chemical Markers

### OPFOR TASKS AND STANDARDS

**TASK:** DISRUPT ENEMY MOVEMENT AND OPERATIONS USING PERSISTENT AND NON-PERSISTENT CHEMICAL WEAPONS (63-OPFOR-1001)

**CONDITION:** OPFOR units deliver chemical agents by means of conventional artillery weapons or aircraft along selected routes and key bases in the rear area.

**STANDARD:** 1. Deliver chemical agents in low and/or densely wooded areas. 2. Delay movement of enemy supplies and equipment to forward areas by disrupting C2 system. 3. Restrict enemy units movement in rear area. 4. Channel movement into predesignated ambush areas. 5. Contaminate enemy supplies and equipment. 6. Inflict casualties on enemy forces.

**ELEMENT:** COMPANY

**TASK:** EMPLOY PHYSICAL SECURITY MEASURES (DIGITIZED) (63-2-4306)  
 (FM 19-30) (AR 190-13) (FM 3-4)  
 (FM 63-20-1)

**ITERATION:** 1 2 3 4 5 M (Circle)  
**COMMANDER/LEADER ASSESSMENT:** T P U (Circle)

**CONDITIONS:** The unit has analog and digital communications with higher HQ. The higher HQ OPORD with all annexes and overlays has been forwarded to the unit commander's digital device. The unit and higher HQ TSOPs are available. Higher HQ support operations have commenced. Guard posts are established at strategic locations along the unit assigned area. Guards report that one to three individuals have been sighted attempting to infiltrate the area. The intrusion may cause casualties and damage to unit equipment. This task is performed in all environmental conditions, both day and night. The unit is subject to air, NBC, and ground Level I threat forces attack. Some iterations of this task should be performed in MOPP4.

**TASK STANDARDS:** Unit elements are not surprised by threat intrusion and the attack is repelled using techniques and procedures outlined in higher HQ TSOP and OPORD. At MOPP4, performance degradation factors may increase reaction times.

TASK STEPS AND PERFORMANCE MEASURES	GO	NO-GO
* 1. Commander and leaders prepare physical security plan. (STP 21-I-MQS: 03-3751.02-5800) a. Develop procedures for dismount point to control entry of vehicles into the unit area. b. Develop procedures for selecting and manning defensive positions. c. Develop procedures for reporting threat intrusions or sightings. d. Integrate adjacent unit plans into the physical security plan. e. Forward physical security plan to the higher HQ staff element for approval using FBCB2 or messenger.  2. Unit HQ supervises guard force. a. Tasks unit elements to man guard posts in the unit area.		

TASK STEPS AND PERFORMANCE MEASURES	GO	NO-GO
<p>b. Establishes communication network that permits access to all guard posts.</p> <p>3. Unit performs guard duty functions. (STP 21-1-SMCT: 071-331-0801, STP 21-I-MQS: 04-3306.01-0006)</p> <ul style="list-style-type: none"> <li>a. Mans positions or guard posts as designated by leader or special orders.</li> <li>b. Observes assigned sector.</li> <li>c. Employs challenge and password procedures as prescribed in the TSOP and SOI/SSI.</li> <li>d. Reports all suspicious activities to the guard commander or as prescribed in special orders.</li> </ul> <p>* 4. Commander and leaders direct response(s) against saboteurs or terrorists.</p> <ul style="list-style-type: none"> <li>a. Forward incident report to the higher HQ staff element using FBCB2, radio, or messenger.</li> <li>b. Direct perimeter manning level increases as prescribed by the TSOP.</li> <li>c. Maintain a current operations status of the situation.</li> <li>d. Provide continuous situation updates to the higher HQ staff element using FBCB2 systems, radio or messenger.</li> <li>e. Direct shifting of response force from assembly areas to threat contact area(s).</li> <li>f. Sound "All Clear" signal as soon as attack is over and intruders have been eliminated.</li> <li>g. Direct decrease in manning levels consistent with the tactical situation.</li> </ul> <p>5. Unit responds to saboteur or terrorist intrusions.</p> <ul style="list-style-type: none"> <li>a. Occupies predesignated fighting positions (designated personnel only).</li> <li>b. Reports to unit CP (personnel selected for response force).</li> <li>c. Recons assigned sector for threat activities.</li> <li>d. Fires at any target in area as prescribed by rules of engagement.</li> <li>e. Treats casualties.</li> </ul> <p>NOTE: See Task 63-2-4517 for detailed treatment procedures.</p> <ul style="list-style-type: none"> <li>f. Transport casualties.</li> </ul> <p>NOTE: See Task 63-2-4316 for detailed casualty transportation procedures.</p> <ul style="list-style-type: none"> <li>g. Perform mortuary affairs operations.</li> </ul> <p>NOTE: See Task 63-2-4513 for detailed mortuary procedures.</p>		

<b>TASK STEPS AND PERFORMANCE MEASURES</b>	<b>GO</b>	<b>NO-GO</b>
<p>* 6. Commander supervises post attack activities.</p> <p>a. Forwards casualty and damage report(s) submitted by subelements to the higher HQ S1, S2/S3, and S4 using FBCB2, radio, or messenger.</p> <p>b. Coordinates life support requirements caused by destruction of supplies, equipment, or personnel with the higher HQ staff S1 and S4 using FBCB2, radio, or messenger.</p> <p>c. Coordinates replenishment of destroyed equipment and supplies with the higher HQ S4 using FBCB2 or radio. The unit requisitions equipment and supplies using ULLS-S4.</p> <p>d. Directs unit elements to continue their assigned missions.</p>		

<b>TASK PERFORMANCE/EVALUATION SUMMARY BLOCK</b>							
<b>ITERATION</b>	<b>1</b>	<b>2</b>	<b>3</b>	<b>4</b>	<b>5</b>	<b>M</b>	<b>TOTAL</b>
TOTAL TASK STEPS EVALUATED							
TOTAL TASK STEPS "GO"							
TRAINING STATUS "GO"/"NO-GO"							

"\*" Indicates a leader task step.

#### **SUPPORTING INDIVIDUAL TASKS**

<b>References</b>	<b>Task Number</b>	<b>Task Title</b>
STP 21-1-SMCT	071-331-0801	Challenge Persons Entering your Area
STP 21-I-MQS	04-3306.01-0006 03-3751.02-5800	Use Challenge and Password Develop Unit Physical Security and Crime Prevention Standing Operating Procedures

## **OPFOR TASKS AND STANDARDS**

**TASK:** CONDUCT TERRORIST AND SABOTEUR ATTACKS (63-OPFOR-1013)

**CONDITION:** OPFOR dispatches small teams into enemy rear area to disrupt CSS operations.

**STANDARD:** 1. Locate rear support bases and C2 facilities. 2. Delay and disrupt CSS operations through probes. 3. Infiltrate CSS bases to conduct sabotage and terrorist activities. 4. Inflict casualties. 5. Destroy supplies and equipment.

**ELEMENT: COMPANY**

**TASK: USE PASSIVE AIR DEFENSE MEASURES (DIGITIZED) (63-2-4307)**  
 (FM 44-8) (FM 20-3) (FM 3-4)  
 (FM 44-30) (FM 63-20-1)

**ITERATION:** 1 2 3 4 5 M (Circle)  
**COMMANDER/LEADER ASSESSMENT:** T P U (Circle)

**CONDITIONS:** The unit has analog and digital communications with higher HQ. The higher HQ OPORD with all annexes and overlays has been forwarded to the unit commander's digital device. The unit and higher HQ TSOPs are available. Threat aircraft sighting is reported in the general area. The higher HQ staff element has issued an air defense weapon status "hold" for the area. The unit is currently providing support for tactical operations. Field expedient and natural shelters are available. This task is performed under all environmental conditions, both day and night. The unit is subject to air, NBC, and ground Level I threat forces attack. Some iterations of this task should be performed in MOPP4.

**TASK STANDARDS:** All available resources are employed to hide the unit from detection by air, and to lessen its vulnerability if attacked. At MOPP4, air watch activities are degraded significantly due to eye-lens distortion.

TASK STEPS AND PERFORMANCE MEASURES	GO	NO-GO
1. Unit employs camouflage and concealment techniques. (STP 21-I-MQS: 04-1910.11-1001) a. Covers all shiny items with emphasis on windshields, mirrors, and taillights. b. Camouflages vehicles, tents, and supplies so they are not seen from above. c. Disperses vehicles, tents, and supplies at distances consistent with the size of the area to reduce vulnerability to air attacks. d. Constructs field fortifications with available materials that protect personnel and mission-essential equipment. e. Establishes attack alarm procedures. f. Rehearses alarm procedures.  *2. Commander and leaders supervise air watch activities. a. Direct manning of the OP that provides an early warning of approaching aircraft.		

TASK STEPS AND PERFORMANCE MEASURES	GO	NO-GO
<ul style="list-style-type: none"> <li>b. Establish a listening watch on the air defense early warning radio net, if equipment is available.</li> <li>c. Depict on the map board current threat aircraft sightings in the immediate area.</li> <li>d. Forward all aircraft sightings with direction of flight to the higher HQ staff element using FBCB2, wire, or radio if time and situation permit.</li> </ul> <p>3. Unit personnel react to aircraft sightings. (STP 21-24-SMCT: 441-091-1040)</p> <ul style="list-style-type: none"> <li>a. Sound prescribed alarm to alert all unit personnel of the presence of threat aircraft.</li> <li>b. Occupy predesignated fighting positions and field fortifications.</li> <li>c. Maintain constant surveillance of assigned search sector.</li> <li>d. Identify threat aircraft visually.</li> <li>e. Remain concealed and hold fire to avoid revealing position.</li> <li>f. Restrict movement of vehicles or movement of personnel in open areas.</li> </ul> <p>* 4. Commander and leaders supervise post-attack activities.</p> <ul style="list-style-type: none"> <li>a. Sound "All Clear" signal as directed by unit HQ.</li> <li>b. Forward damage report and personnel status report to higher HQ staff elements using FBCB2.</li> <li>c. Submit PIR to higher HQ staff element using FBCB2, wire, radio, or messenger.</li> <li>d. Coordinate casualty treatment and evacuation with higher HQ S1 using FBCB2, wire, radio, or messenger.</li> <li>e. Direct clearing of mission-hindering destroyed supplies and equipment.</li> <li>f. Coordinate changes or delays to support plan caused by air attack with higher HQ S2/S3 and Support Operations Section using FBCB2, wire, radio, or messenger.</li> <li>g. Coordinate replacement of personnel with higher headquarters S1 using FBCB2, wire, radio, or messenger.</li> <li>h. Coordinate replacement of equipment with higher HQ S4 using FBCB2 systems. Requisitions equipment by using ULLS-G to request repair parts and ULLS-S4 to request equipment replacements.</li> <li>i. Direct unit to continue assigned mission.</li> </ul> <p>5. Unit personnel perform post-attack activities.</p>		

<b>TASK STEPS AND PERFORMANCE MEASURES</b>	<b>GO</b>	<b>NO-GO</b>
a. Treat casualties. b. Transport casualties. c. Reconstruct damaged fighting positions and field fortifications. d. Repair damaged camouflage material. e. Move KIA remains and personal effects to a predesignated location. f. Report casualties to CP. g. Clear debris from area essential to mission accomplishment. h. Continue mission as directed by the commander.		

<b>TASK PERFORMANCE/EVALUATION SUMMARY BLOCK</b>							
<b>ITERATION</b>	<b>1</b>	<b>2</b>	<b>3</b>	<b>4</b>	<b>5</b>	<b>M</b>	<b>TOTAL</b>
TOTAL TASK STEPS EVALUATED							
TOTAL TASK STEPS "GO"							
TRAINING STATUS "GO"/"NO-GO"							

"\*" Indicates a leader task step.

### **SUPPORTING INDIVIDUAL TASKS**

<b>References</b>	<b>Task Number</b>	<b>Task Title</b>
STP 21-24-SMCT	441-091-1040	Visually Identify Threat Aircraft
STP 21-I-MQS	04-1910.11-1001	Camouflage Self, Individual Equipment, and Position

### **OPFOR TASKS AND STANDARDS**

**TASK:** CONDUCT AERIAL RECONNAISSANCE (63-OPFOR-1007)

**CONDITION:** OPFOR HQ requires intelligence on the location and identification of enemy elements. Aircraft is dispatched to take photographs and conduct a visual inspection of enemy rear area.

**STANDARD:** 1. Photograph assigned sectors. 2. Make quick visual checks where cloud ceiling is low. 3. Locate enemy positions in the rear area, particularly support and storage bases, and C2 facilities. 4. Report PIR and other information requirements to OPFOR HQ.



**ELEMENT:** COMPANY

**TASK:** PREPARE FOR A FRIENDLY NUCLEAR STRIKE (DIGITIZED) (63-2-4327)

(FM 3-4)

(FM 3-5)

(FM 63-20-1)

**ITERATION:** 1 2 3 4 5 M (Circle)

**COMMANDER/LEADER ASSESSMENT:** T P U (Circle)

**CONDITIONS:** The unit has analog and digital communications with higher HQ. The higher HQ OPORD with all annexes and overlays has been forwarded to the unit commander's digital device. The unit and higher HQ TSOPs are available. The unit receives a STRIKEWARN message from the higher HQ staff element with specific actions to be implemented. The unit is supporting tactical operations. This task is performed under all environmental conditions, both day and night. The unit is subject to air, NBC, and ground Level I threat forces attack. Some iterations of this task should be performed in MOPP4.

**TASK STANDARDS:** Preparations for a friendly nuclear strike are completed within 30 minutes of the time specified in the warning. At MOPP4, performance degradation factors increase strike preparation time threefold.

TASK STEPS AND PERFORMANCE MEASURES	GO	NO-GO
1. Unit HQ acknowledges warning. (STP 21-II-MQS: O1-5831.02-0003) <ul style="list-style-type: none"> <li>a. Maintain situational awareness using FBCB2.</li> <li>b. Authenticates the call using FBCB2 or appropriate radio authentication tables.</li> <li>c. Transcribes message to hard copy with 100 percent accuracy.</li> <li>d. Acknowledges receipt by return message using FBCB2 or appropriate radio call procedures.</li> </ul> * 2. Commander and leaders issue warning order. (STP 21-II-MQS: O4-5030.00-2007) <ul style="list-style-type: none"> <li>a. Alert assigned and attached subelements by most expedient means.</li> <li>b. Relay specific directed actions by landlines or messengers.</li> </ul> 3. Unit performs preparatory actions. (STP 21-24-SMCT: 031-503-3008, STP 21-II-MQS: O4-5030.00-2007, O4-5030.00-2013, O4-5030.00-2017, O4-5030.00-2019)		

<b>TASK STEPS AND PERFORMANCE MEASURES</b>	<b>GO</b>	<b>NO-GO</b>
a. Cover foxholes and shelters. b. Place all externally stored equipment inside tents or shelters, if possible. c. Place vehicles and equipment on terrain that provides shielding. d. Cover all equipment, munitions, fuel, food, and water containers. e. Cover nose and mouth with handkerchief or clean rag. f. Wear designated MOPP gear to minimize skin exposure. g. Zero dosimeters. h. Wear individual dosimeters (selected personnel). i. Disconnect non-essential electronic equipment. j. Ties down essential antennas. k. Disassemble non-essential antennas and antenna leads. l. Improve shelters and individual positions with consideration for blast, thermal, and radiation effects. m. Secure loose flammable or explosive items and water containers. n. Start periodic monitoring. o. Continue to harden positions and vehicles. p. Disconnect all electronic equipment.		

<b>TASK PERFORMANCE/EVALUATION SUMMARY BLOCK</b>							
<b>ITERATION</b>	<b>1</b>	<b>2</b>	<b>3</b>	<b>4</b>	<b>5</b>	<b>M</b>	<b>TOTAL</b>
TOTAL TASK STEPS EVALUATED							
TOTAL TASK STEPS "GO"							
TRAINING STATUS "GO"/"NO-GO"							

"\*" Indicates a leader task step.

### **SUPPORTING INDIVIDUAL TASKS**

<b>References</b>	<b>Task Number</b>	<b>Task Title</b>
STP 21-24-SMCT	031-503-3008	Implement Mission-Oriented Protective Posture
STP 21-II-MQS	O1-5831.02-0003 O4-5030.00-2007	Read a Message Supervise Unit Response to Nuclear Attack or Radiological Hazard

**SUPPORTING INDIVIDUAL TASKS**

<b>References</b>	<b>Task Number</b>	<b>Task Title</b>
	O4-5030.00-2013	Implement Mission-Oriented Protective Posture Based on Threat or Direction
	O4-5030.00-2017	Prepare for Nuclear, Biological, or Chemical Attack
	O4-5030.00-2019	Control Unit Radiation Exposure

**OPFOR TASKS AND STANDARDS**

**NONE:**



TASK STEPS AND PERFORMANCE MEASURES	GO	NO-GO
<ul style="list-style-type: none"> <li>h. Occupies shelters or closed vehicles (nonessential personnel).</li> <li>i. Starts continuous monitoring.</li> <li>j. Continues to improve/increase overhead cover prior to the arrival of fallout.</li> <li>k. Occupies shelters upon the arrival of fallout.</li> <li>l. Calculates optimum time of exit.</li> <li>m. Identifies fallout prediction zone the unit is in.</li> <li>n. Calculates how much radiation is expected.</li> <li>o. Submits NBC 4 initial report to the higher HQ S2/S3 using FBCB2, radio, wire, or messenger.</li> <li>p. Takes readings every 15 minutes.</li> <li>q. Submits NBC 4 peak report to the higher HQ S2/S3 using FBCB2, radio, wire, or messenger.</li> <li>r. Takes readings every 30 minutes for 2.5 hours.</li> <li>s. Submits NBC series report to the higher HQ S2/S3 based on readings using FBCB2, radio, wire, or messenger.</li> </ul> <p>2. Unit NBC defense teams perform monitoring activities. (STP 21-24-SMCT: 031-503-3006, 031-503-4003)</p> <ul style="list-style-type: none"> <li>a. Initiate radiacmeter monitoring to determine radiation dose rate.</li> <li>b. Relay warning to unit personnel using FBCB2, radio, wire, or messenger.</li> <li>c. Take shelter, if mission permits, until "All Clear" is given or if directed to move.</li> <li>d. Monitor radiacmeter to determine dose rate and total dosage.</li> <li>e. Report dose rate and total dosage to the higher HQ S2/S3 using FBCB2, wire, radio, or messenger.</li> </ul> <p>* 3. Commander and leaders develop contingency plan.</p> <ul style="list-style-type: none"> <li>a. Identify current mission status.</li> <li>b. Perform comparative analysis between the RES and the OEG.</li> <li>c. Direct development of personnel rotation plans by subelements to minimize personnel exposure.</li> <li>d. Direct development of entry and exit procedures by subelements to minimize shelter and vehicle contamination.</li> <li>e. Develop relocation plan in coordination with the higher HQ S2/S3 using FBCB2, radio, wire, or messenger.</li> </ul>		

<b>TASK STEPS AND PERFORMANCE MEASURES</b>	<b>GO</b>	<b>NO-GO</b>
f. Disseminate contingency plan to all subelements and the higher HQ S2/S3 using FBCB2, wire, radio, or messenger. g. Coordinate with the higher HQ S4 for decontamination after fallout is complete. h. Direct deliberate decontamination. i. Enforce safety procedures. j. Enforce environmental stewardship procedures IAW FM 20-400 and TC 20-401.		

<b>TASK PERFORMANCE/EVALUATION SUMMARY BLOCK</b>							
<b>ITERATION</b>	<b>1</b>	<b>2</b>	<b>3</b>	<b>4</b>	<b>5</b>	<b>M</b>	<b>TOTAL</b>
TOTAL TASK STEPS EVALUATED							
TOTAL TASK STEPS "GO"							
TRAINING STATUS "GO"/"NO-GO"							

"\*" Indicates a leader task step.

### **SUPPORTING INDIVIDUAL TASKS**

<b>References</b>	<b>Task Number</b>	<b>Task Title</b>
STP 21-1-SMCT	031-503-1018	React to a Nuclear Hazard
STP 21-24-SMCT	031-503-3006	Supervise Radiation Monitoring
	031-503-4003	Control Unit Radiation Exposure
STP 21-II-MQS	O4-5030.00-2019	Control Unit Radiation Exposure

### **OPFOR TASKS AND STANDARDS**

**TASK:** DISRUPT ENEMY MOVEMENT AND OPERATIONS USING TACTICAL NUCLEAR WEAPONS (63-OPFOR-1002)

**CONDITION:** Tactical nuclear weapons are employed against key locations in the rear area.

**STANDARD:** 1. Disrupt or delay movement of equipment and supplies to forward areas. 2. Destroy enemy equipment and supplies. 3. Inflict nuclear casualties among enemy troops. 4. Deny enemy use of specified areas. 5. Contaminate enemy equipment and supplies.

**ELEMENT: COMPANY**

**TASK: RESPOND TO A CHEMICAL ATTACK (DIGITIZED) (63-2-4334)**  
 (FM 3-4) (FM 3-100) (FM 63-20-1)

**ITERATION:** 1 2 3 4 5 M (Circle)

**COMMANDER/LEADER ASSESSMENT:** T P U (Circle)

**CONDITIONS:** The unit has analog and digital communications with higher HQ. The higher HQ OPORD with all annexes and overlays has been forwarded to the unit commander's digital device. The unit and higher HQ TSOPs are available. Automatic alarms sound or color changes in chemical detector paper to indicate presence of contaminants. The unit is tactically deployed at MOPP2. Intelligence reports from the higher HQ staff element indicate that the threat is capable of attacking with chemical weapons. This task is performed under all environmental conditions, both day and night. The unit is subject to air, NBC, and ground Level I threat forces attack. This task is always performed in MOPP4.

**TASK STANDARDS:** Unit personnel react to the chemical alarm within 15 seconds, assume MOPP4 within 2 to 4 minutes, and perform testing and unmasking procedures until unit is reorganized and reduced MOPP level functions are reinstated.

TASK STEPS AND PERFORMANCE MEASURES	GO	NO-GO
1. Unit personnel employ protective measures. (STP 21-1-SMCT: 031-503-1004, 031-503-1012, 031-503-1015, STP 21-24-SMCT: 031-503-3008, STP 21-II-MQS: 04-5030.00-2006, 04-5030.00-2013) <ul style="list-style-type: none"> <li>a. Don protective mask within 9 seconds, with hood within 15 seconds.</li> <li>b. Initiate appropriate alarm (vocal and nonvocal).</li> <li>c. Don protective gloves within 45 seconds of alarm.</li> <li>d. Continue mission unless directed otherwise.</li> <li>e. Conduct skin decontamination within 2 minutes.</li> <li>f. Conduct operator spraydown and personal equipment decontamination within 15 minutes.</li> <li>g. Identify type of agent using chemical agent detector kits.</li> </ul> 2. Unit personnel protect equipment. <ul style="list-style-type: none"> <li>a. Cover all exposed equipment and supplies.</li> </ul>		

TASK STEPS AND PERFORMANCE MEASURES	GO	NO-GO
<p>b. Implement procedures to prevent further contamination IAW the TSOP.</p> <p>c. Monitor the area to determine contamination levels by testing with detector kits and paper.</p> <p>* 3. Unit leaders provide NBC reports to the higher HQ S2/S3 using FBCB2, radio, wire, or messenger. (STP 21-24-SMCT: 031-503-3005, STP 21-II-MQS: 04-5030.00-2008, STP 21-I-MQS: S1-5030.00-1010)</p> <p>a. Forward initial NBC 1 chemical report as soon as tactical situation permits using FBCB2, wire, messenger, or radio.</p> <p>b. Request permission to move, if mission permits, using FBCB2, wire, messenger, or radio.</p> <p>c. Coordinate with higher HQ S4 on for hasty or deliberate decontamination support.</p> <p>d. Forward follow-up NBC 1 chemical report within 20 minutes after the attack using FBCB2, wire, radio, or messenger.</p> <p>* 4. Unit leaders initiate unmasking procedures (chemical agent detector kits indicate negative results). (STP 21-24-SMCT: 031-503-3002, STP 21-II-MQS: 04-5030.00-2021)</p> <p>a. Direct two individuals to conduct unmasking procedures.</p> <p>b. Observe directed individuals for 10 minutes for symptoms of illness.</p> <p>c. Observe directed individuals for delayed symptoms.</p> <p>d. Initiate "All Clear" signal, if no symptoms of chemical poisoning are detected.</p> <p>e. Report results to higher HQ S2/S3 using FBCB2, wire, radio, or messenger systems.</p> <p>5. Unit personnel employ unmasking procedures (chemical agent detector kits indicate negative results). (STP 21-24-SMCT: 031-503-3002)</p> <p>a. Break the seal in a shady area (directed personnel).</p> <p>b. Remain unmasked for five minutes (directed personnel).</p> <p>c. Remask and clear masks (directed personnel).</p> <p>NOTE: Task steps 6 and 7 are performed only if chemical agent detector kits are not available.</p> <p>* 6. Unit leaders initiate unmasking procedures (using M8/M9 detector paper). (STP 21-24-SMCT: 031-503-3002, STP 21-II-MQS: 04-5030.00-2021)</p>		



TASK STEPS AND PERFORMANCE MEASURES	GO	NO-GO
<p>a. Check area for physical signs of liquid contamination using M8/M9 detector paper.</p> <p>b. Direct two individuals to conduct unmasking procedures.</p> <p>c. Observe directed individuals for 10 minutes for symptoms of chemical incapacitation.</p> <p>NOTE: Wait 5 minutes after directed individuals have unmasked.</p> <p>d. Observe directed individuals for another 10 minutes after they unmask again, for symptoms of chemical incapacitation.</p> <p>e. Initiate "All Clear" signal, if no symptoms appear.</p> <p>f. Report results to higher HQ S2/S3 using FBCB2, wire, radio, or messenger.</p> <p>7. Unit personnel employ unmasking procedures (using M8 detector paper).</p> <p>a. Break mask seal in a shady area (directed individuals).</p> <p>b. Keep eyes open for 15 seconds (directed individuals).</p> <p>c. Clear mask (directed individuals).</p> <p>d. Reseal mask (directed individuals).</p> <p>e. Remain masked for 10 minutes (directed individuals).</p> <p>f. Unmask for five minutes (directed individuals).</p> <p>g. Remask for 10 minutes (directed individuals).</p> <p>h. Initiate "All Clear" if no symptoms appear.</p> <p>i. Report results to higher HQ S2/S3 using FBCB2, wire, radio, or messenger.</p> <p>* 8. Commander and leaders reorganize unit area.</p> <p>a. Establish Situational Awareness.</p> <p>b. Reestablish chain of command.</p> <p>c. Coordinate required unit MOPP level with the higher HQ S2/S3 using FBCB2, wire, radio, or messenger.</p> <p>d. Inspect unit personnel to ensure that individuals remain at the directed MOPP level.</p> <p>e. Direct periodic chemical monitoring in the unit area.</p> <p>f. Supervise the request and distribution of replacement chemical defense equipment and supplies.</p>		

<b>TASK PERFORMANCE/EVALUATION SUMMARY BLOCK</b>							
<b>ITERATION</b>	<b>1M</b>	<b>2M</b>	<b>3M</b>	<b>4M</b>	<b>5M</b>		<b>TOTAL</b>
TOTAL TASK STEPS EVALUATED							
TOTAL TASK STEPS "GO"							
TRAINING STATUS "GO"/"NO-GO"							

"\*" Indicates a leader task step.

### SUPPORTING INDIVIDUAL TASKS

<b>References</b>	<b>Task Number</b>	<b>Task Title</b>
STP 21-1-SMCT	031-503-1004	Protect Yourself from Chemical and Biological Injury/Contamination Using Your M17-Series Protective Mask with Hood
	031-503-1012	Protect Yourself from Chemical and Biological Injury/Contamination Using Your M24 or M25-Series Protective Mask with Hood
	031-503-1015	Protect Yourself from NBC Injury/Contamination with Mission-Oriented Protective Posture (MOPP) Gear
STP 21-24-SMCT	031-503-3002	Conduct Unmasking Procedures
	031-503-3005	Prepare and Submit NBC 1 Reports
	031-503-3008	Implement Mission-Oriented Protective Posture
STP 21-II-MQS	04-5030.00-2006	Supervise Unit Response to a Chemical or Biological Attack
	04-5030.00-2008	Prepare and Submit Nuclear, Biological, or Chemical 1 Report
	04-5030.00-2013	Implement Mission-Oriented Protective Posture Based on Threat or Direction
STP 21-I-MQS	04-5030.00-2021	Conduct Unmasking Procedures
	S1-5030.00-1010	The NBC Warning and Reporting System

## OPFOR TASKS AND STANDARDS

**TASK:** DISRUPT ENEMY MOVEMENT AND OPERATIONS USING PERSISTENT AND NON-PERSISTENT CHEMICAL WEAPONS (63-OPFOR-1001)

**CONDITION:** OPFOR units deliver chemical agents by means of conventional artillery weapons or aircraft along selected routes and key bases in the rear area.

**STANDARD:** 1. Deliver chemical agents in low and/or densely wooded areas. 2. Delay movement of enemy supplies and equipment to forward areas by disrupting C2 system. 3. Restrict enemy units movement in rear area. 4. Channel movement into predesignated ambush areas. 5. Contaminate enemy supplies and equipment. 6. Inflict casualties on enemy forces.



TASK STEPS AND PERFORMANCE MEASURES	GO	NO-GO
<p>h. Enforces environmental stewardship protective procedures IAW FM 20-400 and TC 20-401.</p> <p>2. Unit HQ personnel set up the unit administrative area. (STP 21-I-MQS: 04-3306.01-0007)</p> <ul style="list-style-type: none"> <li>a. Occupy positions required for local area security IAW unit TSOP.</li> <li>b. Position equipment and tentage according to layout plan.</li> <li>c. Establish unit communications net using conventional and FBCB2.</li> <li>d. Enter higher HQ communications nets IAW current communications instructions and TSOP.</li> <li>e. Identify tentative mortuary affairs and EPW collection points.</li> <li>f. Mark vehicle parking areas.</li> <li>g. Mark traffic flow pattern.</li> <li>h. Camouflage vehicles, shelters, and equipment.</li> <li>i. Employ safety procedures IAW TSOP and publications.</li> <li>j. Employ environmental stewardship procedures IAW FM 20-400 and TC 20-401.</li> </ul> <p>3. Unit HQ personnel set up the unit supply area. (STP 21-II-MQS: 03-3711.12-0001)</p> <ul style="list-style-type: none"> <li>a. Set up required shelters and equipment.</li> <li>b. Secure weapons and ammunition.</li> <li>c. Position supply vehicles.</li> <li>d. Camouflage vehicles and equipment.</li> <li>e. Employ safety procedures IAW TSOP and publications.</li> <li>f. Employ environmental stewardship procedures IAW FM 20-400 and TC 20-401.</li> </ul> <p>4. Unit personnel set up bivouac area.</p> <ul style="list-style-type: none"> <li>a. Locate area away from traffic flow and roadways.</li> <li>b. Mark sleep areas.</li> <li>c. Pitch individual tentage.</li> <li>d. Set up commander's facilities.</li> <li>e. Camouflage all bivouac areas.</li> <li>f. Employ safety procedures IAW TSOP and publications.</li> <li>g. Employ environmental stewardship procedures IAW FM 20-400 and TC 20-401.</li> </ul> <p>5. Unit personnel set up the field sanitation facilities.</p> <ul style="list-style-type: none"> <li>a. Construct latrine(s).</li> <li>b. Place screen or canvas around latrine(s).</li> </ul>		

<b>TASK STEPS AND PERFORMANCE MEASURES</b>	<b>GO</b>	<b>NO-GO</b>
c. Construct simple handwashing device for each latrine. d. Set up unit water source. e. Employ safety procedures IAW TSOP and publications. f. Employ environmental stewardship procedures IAW FM 20-400 and TC 20-401.		

<b>TASK PERFORMANCE/EVALUATION SUMMARY BLOCK</b>							
<b>ITERATION</b>	<b>1</b>	<b>2</b>	<b>3</b>	<b>4</b>	<b>5</b>	<b>M</b>	<b>TOTAL</b>
TOTAL TASK STEPS EVALUATED							
TOTAL TASK STEPS "GO"							
TRAINING STATUS "GO"/"NO-GO"							

"\*" Indicates a leader task step.

#### **SUPPORTING INDIVIDUAL TASKS**

<b>References</b>	<b>Task Number</b>	<b>Task Title</b>
STP 21-II-MQS	O1-5703.02-0001	Construct Field Expedient Antennas
	O1-5711.02-0001	Install Hot Loop with Telephone TA-312/PT
	O1-8951.00-8959	Conduct Training at Company Level
	O3-3711.12-0001	Implement Operations Security
	S3-9001.18-0001	Manage Organizational Stress
STP 21-I-MQS	04-3302.01-0003	Conduct a Reconnaissance
	04-3303.01-0019	Use a Map Overlay
	04-3306.01-0007	Practice Noise, Light, and Litter Discipline

#### **OPFOR TASKS AND STANDARDS**

**NONE:**

**ELEMENTS: BATTALION MAINTENANCE PLATOON HEADQUARTERS  
BATTALION MAINTENANCE SECTION**

**TASK:** SET UP BATTALION MAINTENANCE PLATOON HEADQUARTERS AND SECTIONS (DIGITIZED) (63-2-4542)  
 (FM 9-43-1) (FM 20-3) (FM 63-20-1)  
 (FM 63-21-1) (FM 63-23-2) (FM 9-43-2)  
 (STP 21-1-SMCT)

**ITERATION:** 1 2 3 4 5 M (Circle)

**COMMANDER/LEADER ASSESSMENT:** T P U (Circle)

**CONDITIONS:** The unit has analog and digital communications with higher HQ. The higher HQ OPOD with all annexes and overlays has been forwarded to the unit commander's digital device. The unit and higher HQ TSOPs are available. Advance/quartermen party guides escort company main body into their respective locations at new MOUT location. Areas for maintenance platoons are identified in the commander's layout plan. Selected personnel from main body are assigned to hasty fighting positions to reinforce area security already established by advance/quartermen party. Sanitation facilities are required for the new area. Although company operations areas are established simultaneously with company defense, company defense will have priority. This task is performed under all environmental conditions, both day and night. The unit is subject to air, NBC, and ground Level I threat forces attack. Some iterations of this task should be performed in MOPP4.

**TASK STANDARDS:** Battalion Maintenance Platoon HQ and Sections are set up IAW company commander's layout plan and TSOP.

TASK STEPS AND PERFORMANCE MEASURES	GO	NO-GO
* 1. Platoon Leader/Sergeant finalize layout plan for platoon, Maintenance Control Section, and Battalion Maintenance Section. (STP 21-24-SMCT: 071-326-5770, 441-091-3001, STP 21-II-MQS: 01-5703.02-0001, 01-5711.02-0001, 01-9001.19-0001, 03-3711.12-0001, 03-3711.12-0002, 03-5101.00-0281, 03-5101.00-0282, 03-8310.00-9000, 03-9001.14-0002, 03-9001.16-0002, 03-9003.03-0001, S3-9001.18-0002, STP 21-I-MQS: 04-3303.01-0019) a. Adjust traffic pattern to facilitate movement of equipment within Platoon and Battalion Maintenance Section.		

<b>TASK STEPS AND PERFORMANCE MEASURES</b>	<b>GO</b>	<b>NO-GO</b>
b. Adjust location of sections of equipment to improve workflow or security. c. Designate areas for conducting inspections. d. Designate holding area for supported unit equipment awaiting pickup, repair or evacuation. e. Designate sleeping areas for platoon HQ personnel and sections. f. Forward a copy of layout to higher HQ using FBCB2.  2. Battalion Maintenance Section personnel set up their area of operations. a. Position equipment for mission operations. b. Establish analog and digital communications with MCS and company HQ. c. Designate a holding area for customer unit equipment awaiting shop with adequate camouflage and concealment. d. Employ power generation equipment. e. Establish sleeping area. f. Camouflage area to include recovered equipment consistent with tactical situation.		

<b>TASK PERFORMANCE/EVALUATION SUMMARY BLOCK</b>							
<b>ITERATION</b>	<b>1</b>	<b>2</b>	<b>3</b>	<b>4</b>	<b>5</b>	<b>M</b>	<b>TOTAL</b>
TOTAL TASK STEPS EVALUATED							
TOTAL TASK STEPS "GO"							
TRAINING STATUS "GO"/"NO-GO"							

"\*" Indicates a leader task step.

### **SUPPORTING INDIVIDUAL TASKS**

<b>References</b>	<b>Task Number</b>	<b>Task Title</b>
STP 21-24-SMCT	071-326-5770	Prepare a Platoon Sector Sketch
	441-091-3001	Direct Unit Air Defense
STP 21-II-MQS	01-5703.02-0001	Construct Field Expedient Antennas
	01-5711.02-0001	Install Hot Loop with Telephone TA-312/PT
	01-9001.19-0001	Take Charge of a Platoon or Equivalent Organization



**SUPPORTING INDIVIDUAL TASKS**

<b>References</b>	<b>Task Number</b>	<b>Task Title</b>
	O3-3711.12-0001	Implement Operations Security
	O3-3711.12-0002	Protect Classified Information and Material
	O3-5101.00-0281	Direct the Preparation and Maintenance of Unit Supply Records
	O3-5101.00-0282	Direct the Storage of Unit Supplies, Weapons, Equipment, and Ammunition
	O3-8310.00-9000	Supervise Unit Preventive Medicine and Field Sanitation Procedures
	O3-9001.14-0002	Motivate Subordinates to Accomplish Unit Missions
	O3-9001.16-0002	Develop Subordinate Leaders in a Platoon or Equivalent Sized Organization
	O3-9003.03-0001	Supervise the Management of Accident Risk in Unit Operations
	S3-9001.18-0002	Minimize Combat Stress
STP 21-I-MQS	04-3303.01-0019	Use a Map Overlay

**OPFOR TASKS AND STANDARDS**

**NONE:**

**ELEMENTS:** AUTOMOTIVE/TRACK VEHICLE REPAIR SECTION  
 GROUND SUPPORT EQUIPMENT REPAIR SECTION  
 ARMAMENT REPAIR SECTION  
 COMMUNICATIONS/ELECTRONICS REPAIR SECTION  
 LCMS REPAIR SECTION  
 DIRECT SUPPORT MAINTENANCE PLATOON  
 HEADQUARTERS

**TASK:** SET UP DIRECT SUPPORT MAINTENANCE PLATOON  
 HEADQUARTERS AND SECTIONS (DIGITIZED) (63-2-4543)  
 (FM 9-43-1) (FM 20-3) (FM 63-20-1)  
 (FM 63-21-1) (FM 63-23-2) (FM 9-43-2)

**ITERATION:** 1 2 3 4 5 M (Circle)

**COMMANDER/LEADER ASSESSMENT:** T P U (Circle)

**CONDITIONS:** The unit has analog and digital communications with higher HQ. The higher HQ OPORD with all annexes and overlays has been forwarded to the unit commander's digital device. The unit and higher HQ TSOPs are available. Advance/quartering party guides escort company main body into their respective locations at new MOUT location. Areas for maintenance platoons are identified in the commander's layout plan. Selected personnel from main body are assigned to hasty fighting positions to reinforce area security already established by advance/quartering party. Sanitation facilities are required for the new area. Although company operations areas are established simultaneously with company defense, company defense will have priority. This task is performed under all environmental conditions, both day and night. The unit is subject to air, NBC, and ground Level I threat forces attack. Some iterations of this task should be performed in MOPP4.

**TASK STANDARDS:** DS Maintenance Platoon HQ and Sections are set up IAW company commander's layout plan and TSOP.

TASK STEPS AND PERFORMANCE MEASURES	GO	NO-GO
<p>* 1. DS Maintenance Platoon Leader finalizes internal layout plan for platoon HQ, Automotive/Track Vehicle Repair Section, Ground Support Equipment Repair Section, Armament Repair Section, Communications/Electronic Repair Section, Land Combat Missile Systems Repair Section and Cavalry Systems Support Team. (STP 21-II-MQS: O1-0401.20-0001, O1-5700.02-0001, O1-5703.02-0001, O1-5711.02-0001, O1-5767.02-0001, O1-9001.19-0001, O3-3711.12-0001, O3-5101.00-0281, O3-5101.00-0282, O4-3301.02-0012, O4-3303.02-0014, S3-9001.18-0001)</p> <ul style="list-style-type: none"> <li>a. Adjusts traffic pattern to facilitate movement of equipment within Platoon areas.</li> <li>b. Adjusts location of sections or equipment to improve workflow or security.</li> <li>c. Designates areas for conducting inspections.</li> <li>d. Designates holding area for supported unit equipment awaiting pickup, repair or evacuation.</li> <li>e. Designates sleeping areas for platoon HQ personnel and sections.</li> <li>f. Forwards a copy of layout to higher HQ using FBCB2.</li> </ul> <p>2. Automotive/Track Vehicle Repair Section personnel set up their area of operations.</p> <ul style="list-style-type: none"> <li>a. Position equipment for mission operations.</li> <li>b. Establish analog and digital communications with MCS and company HQ.</li> <li>c. Designate a holding area for customer unit equipment awaiting shop with adequate camouflage and concealment.</li> <li>d. Employ power generation equipment.</li> <li>e. Establish sleeping area.</li> <li>f. Camouflage area to include customer equipment consistent with tactical situation.</li> </ul> <p>3. Ground Support Equipment Repair Section personnel set up their area of operations (051-191-1362)</p> <ul style="list-style-type: none"> <li>a. Position equipment for mission operations.</li> <li>b. Establish analog and digital communications with MCS and company HQ.</li> <li>c. Designate a holding area for customer unit equipment awaiting shop with adequate camouflage and concealment.</li> <li>d. Employ power generation equipment.</li> </ul>		

TASK STEPS AND PERFORMANCE MEASURES	GO	NO-GO
<ul style="list-style-type: none"> <li>e. Establish sleeping area.</li> <li>f. Camouflage area to include recovered equipment consistent with tactical situation.</li> </ul> <p>4. Armament Repair Section personnel set up their area of operations.</p> <ul style="list-style-type: none"> <li>a. Position equipment for mission operations.</li> <li>b. Establish analog and digital communications with MCS and company HQ.</li> <li>c. Designate a holding area for customer unit equipment awaiting shop with adequate camouflage and concealment.</li> <li>d. Employ power generation equipment.</li> <li>e. Establish sleeping area.</li> <li>f. Camouflage area consistent with tactical situation.</li> </ul> <p>5. Communications/ Electronics Repair Section personnel set up their area of operations.</p> <ul style="list-style-type: none"> <li>a. Position equipment for mission operations.</li> <li>b. Establish analog and digital communications with MCS and company HQ.</li> <li>c. Designate a holding area for customer unit equipment awaiting shop with adequate camouflage and concealment.</li> <li>d. Employ power generation equipment.</li> <li>e. Establish sleeping area.</li> <li>f. Camouflage area consistent with tactical situation.</li> </ul> <p>6. Land Combat Missile System (LCMS) Repair Section personnel set up their area of operations.</p> <ul style="list-style-type: none"> <li>a. Position equipment for mission operations.</li> <li>b. Establish analog and digital communications with MCS and company HQ.</li> <li>c. Designate a holding area for customer unit equipment awaiting shop with adequate camouflage and concealment.</li> <li>d. Employ power generation equipment.</li> <li>e. Establish sleeping area.</li> <li>f. Camouflage area consistent with tactical situation.</li> </ul> <p>7. Cavalry Systems Support Team personnel set up their area of operations.</p> <ul style="list-style-type: none"> <li>a. Position equipment for mission operations.</li> </ul> <p>b. Establish analog and digital communications with MCS and company headquarters.</p>		

<b>TASK STEPS AND PERFORMANCE MEASURES</b>	<b>GO</b>	<b>NO-GO</b>
c. Designate a holding area for customer unit equipment awaiting shop with adequate camouflage and concealment. d. Employ power generation equipment. e. Establish sleeping area. f. Camouflage area consistent with tactical situation.		

<b>TASK PERFORMANCE/EVALUATION SUMMARY BLOCK</b>							
<b>ITERATION</b>	<b>1</b>	<b>2</b>	<b>3</b>	<b>4</b>	<b>5</b>	<b>M</b>	<b>TOTAL</b>
TOTAL TASK STEPS EVALUATED							
TOTAL TASK STEPS "GO"							
TRAINING STATUS "GO"/"NO-GO"							

"\*" Indicates a leader task step.

**SUPPORTING INDIVIDUAL TASKS**

<b>References</b>	<b>Task Number</b>	<b>Task Title</b>
STP 21-II-MQS	O1-0401.20-0001	Direct Unit Air Defense
	O1-5700.02-0001	Enforce Platoon and Company Communications Security Measures
	O1-5703.02-0001	Construct Field Expedient Antennas
	O1-5711.02-0001	Install Hot Loop with Telephone TA-312/PT
	O1-5767.02-0001	Conduct Electronic Counter-Counter Measures
	O1-9001.19-0001	Take Charge of a Platoon or Equivalent Organization
	O3-3711.12-0001	Implement Operations Security
	O3-3711.12-0002	Protect Classified Information and Material
	O3-5101.00-0281	Direct the Preparation and Maintenance of Unit Supply Records
	O3-5101.00-0282	Direct the Storage of Unit Supplies, Weapons, Equipment, and Ammunition
	O4-3301.02-0012	Defend a Platoon Position
	O4-3303.02-0014	Prepare Platoon or Company Combat Orders
	S3-9001.18-0001	Manage Organizational Stress

**OPFOR TASKS AND STANDARDS**

**NONE:**

**ELEMENTS: COMPANY HEADQUARTERS**

**TASK:** PROVIDE PERSONNEL AND ADMINISTRATIVE SUPPORT (DIGITIZED) (63-2-4015)

(FM 12-6)

(AR 220-1)

(AR 380-5)

(AR 600-8-1)

(FM 63-20-1)

**ITERATION:** 1 2 3 4 5 M (Circle)

**COMMANDER/LEADER ASSESSMENT:** T P U (Circle)

**CONDITIONS:** The unit has analog and digital communications with higher HQ. The higher HQ OPORD with all annexes and overlays has been forwarded to the unit commander's digital device. The unit and higher HQ TSOPs are available. The higher headquarters S1 requires a personnel daily summary report. The unit HQ is required to continuously support combat operations over a prolonged period of time. Unit personnel may be killed, wounded, captured, and/or missing. Replacements are arriving and administrative problems are occurring. The tactical situation allows time for personnel and administrative actions. This task is performed simultaneously with other support and operational tasks. Field-expedient and natural shelters are available. This task is performed under all environmental conditions, both day and night. The unit is subject to air, NBC, and ground Level I threat forces attack. Some iterations of this task should be performed in MOPP4.

**TASK STANDARDS:** All personnel and administrative support services are provided as prescribed by TSOP and OPORD. At MOPP4, personnel and administrative support is reduced to minimal essential actions.

TASK STEPS AND PERFORMANCE MEASURES	GO	NO-GO
1. Unit HQ processes casualty reports. (STP 21-24-SMCT: 121-030-3534) <ul style="list-style-type: none"> <li>a. Maintain situational awareness using FBCB2.</li> <li>b. Verifies reports for completeness and accuracy.</li> <li>c. Forwards 100 percent accurate reports and witness statements to higher HQ staff element within 24 hours of incident using FBCB2.</li> <li>d. Updates unit battle roster to reflect 100 percent accuracy.</li> </ul> 2. Unit HQ performs strength accounting. (STP 21-II-MQS: 03-0170.01-1005) <ul style="list-style-type: none"> <li>a. Consolidates elements' personnel status reports.</li> </ul>		

TASK STEPS AND PERFORMANCE MEASURES	GO	NO-GO
<p>b. Forwards personnel status report to the higher HQ staff element NLT time specified in the OPORD and TSOP using FBCB2.</p> <p>c. Updates battle roster to reflect 100 percent accuracy.</p> <p>3. Unit HQ performs equipment status reporting. (STP 21-II-MQS: O3-4976.90-0501)</p> <p>a. Consolidates elements' equipment status reports.</p> <p>b. Forwards equipment status reports to higher HQ staff element NLT time specified in the OPORD and TSOP using FBCB2.</p> <p>4. Unit HQ processes replacements.</p> <p>a. Inspects all replacement personnel for proper weapons, equipment, clothing, and shot records.</p> <p>b. Briefs replacements on tactical situation.</p> <p>c. Briefs replacements on specific duties.</p> <p>d. Issues required supplies and equipment.</p> <p>e. Escorts unit replacements to assigned area.</p> <p>f. Records replacement data on battle reports.</p> <p>g. Coordinates transportation for movement of supported unit replacements to gaining activity.</p> <p>h. Coordinates with support medical element for required immunizations.</p> <p>5. Unit HQ provides administrative support. (STP 21-II-MQS: O3-0150.00-1008, O3-3711.12-0002, O3-9080.10-1002, STP 21-I-MQS: S1-9080.00-0001)</p> <p>a. Forwards 100 percent accurate personnel and finance support requests to higher HQ staff element within 24 hours using FBCB2.</p> <p>b. Coordinates UCMJ actions with the battalion legal clerk.</p> <p>c. Administers unit awards program IAW procedures prescribed in the higher HQ TSOP.</p> <p>d. Provides unit-level mail service as prescribed by appropriate regulations and unit TSOP.</p> <p>e. Maintains classified materials IAW appropriate regulations.</p> <p>6. Unit HQ establishes microcomputer and Unit Level Computer (ULC) security procedures.</p> <p>a. Establishes "controlled access" procedures to ULC and microcomputer area(s).</p>		



TASK STEPS AND PERFORMANCE MEASURES	GO	NO-GO
b. Restricts access to computers by use of classified passwords. c. Rotates operator passwords every 30 days. d. Monitors ULC and microcomputers for proper usage. e. Establishes computer report distribution procedures.  7. Unit HQ provides health, welfare, and morale support. (STP 21-II-MQS: O3-0001.00-0028, O3-5105.00-0002) a. Distributes specialty packs and sundry items IAW higher HQ OPORD and TSOP. b. Monitors unit sleep and rest plan for compliance with the TSOP. c. Supervises physical conditioning program. d. Coordinates laundry and shower exchange support with the S4 section using FBCB2 or radio. e. Coordinates religious activity support with the FSB Unit Ministry Team using FBCB2 or radio. f. Disseminates health, welfare, and morale support information to all subelements using FBCB2 or radio.		

TASK PERFORMANCE/EVALUATION SUMMARY BLOCK							
ITERATION	1	2	3	4	5	M	TOTAL
TOTAL TASK STEPS EVALUATED							
TOTAL TASK STEPS "GO"							
TRAINING STATUS "GO"/"NO-GO"							

"\*" Indicates a leader task step.

**SUPPORTING INDIVIDUAL TASKS**

References	Task Number	Task Title
STP 21-24-SMCT	121-030-3534	Report Casualties
STP 21-II-MQS	O3-0001.00-0028	Develop a Physical Fitness Program at the Company or Battalion Level
	O3-0150.00-1008	Initiate a Recommendation for an Award
	O3-0170.01-1005	Perform Wartime Strength Accounting at Unit Level
	O3-3711.12-0002	Protect Classified Information and Material

**SUPPORTING INDIVIDUAL TASKS**

<b>References</b>	<b>Task Number</b>	<b>Task Title</b>
	O3-4976.90-0501	Prepare a Materiel Condition Status Report
	O3-5105.00-0002	Direct Field Feeding Operations
	O3-9080.10-1002	Administer Military Justice at Platoon or Section Level
STP 21-I-MQS	S1-9080.00-0001	The Military Justice System

**OPFOR TASKS AND STANDARDS****NONE:**

**ELEMENT:** COMPANY

**TASK:** PERFORM AREA DAMAGE CONTROL FUNCTIONS (DIGITIZED) (63-2-4028)

(FM 63-20-1)

(FM 21-16)

(FM 3-3)

(FM3-4)

(FM3-5)

**ITERATION:** 1 2 3 4 5 M (Circle)

**COMMANDER/LEADER ASSESSMENT:** T P U (Circle)

**CONDITIONS:** The unit has analog and digital communications with higher HQ. The higher HQ OPORDs with all annexes and overlays has been forwarded to the unit commander's digital device. The unit and higher HQ TSOPs are available. The unit is relieved of a threat encounter or threat forces have completely withdrawn from the area. The attack has caused heavy damage to the unit area. The higher HQ Control and Assessment CP has been established and is manned by control and assessment team personnel. ADC resources are not expended to remove or repair materials or structures that have no impact on mission accomplishment. Assistance is provided to supporting elements as required. This task is performed under all environmental conditions, both day and night. The unit is subject to air, NBC, and ground Level I threat forces attack. Some iterations of this task should be performed in MOPP4.

**TASK STANDARDS:** All mission-hindering debris and safety hazards are cleared and marked. ADC is conducted IAW the higher HQ TSOP and OPORD. At MOPP4, performance degradation factors minimally increase ADC activities completion times.

TASK STEPS AND PERFORMANCE MEASURES	GO	NO-GO
* 1. Commander and leaders supervise unit ADC activities. <ul style="list-style-type: none"> <li>a. Identify damage to CP area.</li> <li>b. Forward ADC SITREP to Control and Assessment CP using FBCB2.</li> <li>c. Identify ADC policies and procedures by reviewing appropriate annex of the TSOP and higher HQ rear operations annex.</li> <li>d. Identify danger areas.</li> <li>e. Supervise unit restoration activities.</li> <li>f. Coordinate additional support requirements with Control and Assessment CP using FBCB2.</li> <li>g. Coordinate dispatch of ADC teams with Control and Assessment CP using FBCB2 or radio.</li> </ul>		

TASK STEPS AND PERFORMANCE MEASURES	GO	NO-GO
<p>* 2. Commander and leaders organize unit ADC teams.</p> <ul style="list-style-type: none"> <li>a. Identify required team members and equipment IAW the higher HQ OPORD and TSOP.</li> <li>b. Dispatch control and assessment team personnel and equipment to Control and Assessment CP.</li> <li>c. Organize decontamination squad(s) and light rescue squad(s) as prescribed by TSOP and higher HQ S4 guidance.</li> <li>d. Brief decontamination and rescue squads.</li> <li>e. Dispatch decontamination and rescue squads as directed by Control and Assessment CP.</li> </ul> <p>3. Unit performs restoration activities. (STP 21-24-SMCT: 031-503-3010, STP 21-I-MQS: 04-8310.00-3007)</p> <ul style="list-style-type: none"> <li>a. Establishes barrier and/or checkpoints that deny access to danger areas such as those containing unexploded ordnance, POL fires, damaged structures, etc.</li> <li>b. Treats casualties.</li> </ul> <p>NOTE: See Task 63-2-4517 for detailed treatment procedures.</p> <ul style="list-style-type: none"> <li>c. Transport casualties.</li> </ul> <p>NOTE: See Task 63-2-4316 for detailed casualty transportation procedures.</p> <ul style="list-style-type: none"> <li>d. Relocates major items of equipment and supplies to safe areas.</li> <li>e. Conducts fire fighting operations until all threatening fires are extinguished.</li> <li>f. Employs NBC defense measures.</li> <li>g. Removes rubble, debris, and inoperative vehicles and equipment (mission essential only).</li> <li>h. Reports locations of fires and unexploded ordnance to control and assessment team using FBCB2 or radio.</li> <li>i. Employ safety procedures.</li> <li>j. Employ environmental stewardship protection measures IAW FM 20-400 and TC 20-401.</li> </ul>		

<b>TASK PERFORMANCE/EVALUATION SUMMARY BLOCK</b>							
<b>ITERATION</b>	<b>1</b>	<b>2</b>	<b>3</b>	<b>4</b>	<b>5</b>	<b>M</b>	<b>TOTAL</b>
TOTAL TASK STEPS EVALUATED							
TOTAL TASK STEPS "GO"							
TRAINING STATUS "GO"/"NO-GO"							

"\*" Indicates a leader task step.

**SUPPORTING INDIVIDUAL TASKS**

<b>References</b>	<b>Task Number</b>	<b>Task Title</b>
STP 21-24-SMCT	031-503-3010	Supervise Employment of Nuclear, Biological, or Chemical Markers
STP 21-I-MQS	04-8310.00-3007	Evaluate a Casualty

**OPFOR TASKS AND STANDARDS**

**NONE:**

- ELEMENTS:** MAINTENANCE CONTROL SECTION
- SERVICE/RECOVERY SECTION
- MISSILE/ELECTRONIC SUPPORT TEAM
- ARTILLERY SUPPORT TEAM
- WHEEL/TRACK CONTACT TEAM
- FORWARD REPAIR PLATOON HEADQUARTERS
- CAVALRY SYSTEM SUPPORT TEAM

**TASK:** PERFORM REPAIR TEAM FUNCTIONS (DIGITIZED) (63-2-4053)  
 (FM 9-43-1) (DA Pam 738-750) (FM 63-20-1)  
 (FM 63-21-1) (FM 63-23-2) (FM 9-43-2)

**ITERATION:** 1 2 3 4 5 M (Circle)  
**COMMANDER/LEADER ASSESSMENT:** T P U (Circle)

**CONDITIONS:** The unit has analog and digital communications with higher HQ. The higher HQ OPORD with all annexes and overlays has been forwarded to the unit commander's digital device. The unit and higher HQ TSOPs are available. The unit receives a request to provide a team to support designated forward deployed units. The unit is deployed and operational in its field or MOUT location. All required technical publications are available. This task is performed under all environmental conditions, both day and night. The unit is subject to air, NBC, and ground Level I threat forces attack. Some iterations of this task should be performed in MOPP4.

**TASK STANDARDS:** Repair teams provide on site maintenance support to units in their operational area. At MOPP4, performance degradation factors increase the time required to perform maintenance support.

TASK STEPS AND PERFORMANCE MEASURES	GO	NO-GO
* 1. Maintenance Control Officer/NCO dispatches team. (STP 9-52X4-SM-TG: 091-409-0600, 091-409-0612, 091-409-0613, STP 9-915A-W1 Warrant: 091-409-0600, 091-409-0612, 091-409-0613) a. Identify required personnel to perform on site maintenance. b. Identify required tools, test equipment repair parts and transportation to perform maintenance. c. Brief team's OIC/NCOIC on tactical situation and mission. d. Dispatch team personnel.		

TASK STEPS AND PERFORMANCE MEASURES	GO	NO-GO
<p>e. Inspect team personnel for proper uniform and equipment.                      f. Maintain situational awareness using FBCB2.</p> <p>* 2. NCOIC supervises repair section activities. (STP 9-45K34-SM-TG: 091-409-0613, STP 9-63B35-SM-TG: 091-309-0637, STP 9-915A-W1 Warrant: 091-309-0637, 091-409-0613)                      a. Supervises security while en route to support location.                      b. Coordinates for internal support with unit requesting on site support using the FBCB2.</p> <p>3. Team repair personnel conduct on site maintenance support. (STP 9-44E12-SM: 091-109-0002, 091-109-0003, 091-109-0005, 091-45B-2019, STP 9-45B12-SM-TG: 091-109-8000, STP 9-52C3-SM-TG: 091-309-0628, STP 9-52D3-SM-TG: 091-309-0629, STP 9-63H12-SM-TG: 091-109-0011, STP 9-915A-W1 Warrant: 091-109-0001, 091-109-0002, 091-109-0003, 091-109-0005, 091-109-0011, 091-109-8000, 091-309-0628, 091-309-0629, 091-45B-2019, 091-45G-2020)                      a. Establish team support area in locations designated by unit requesting on site maintenance support.                      b. Disseminate information using FBCB2.                      c. Provide on site support consistent with repair capability.                      d. Coordinate with MCS concerning jobs completed or additional resources needed to complete repairs using FBCB2.                      e. Enforces safety procedures IAW TSOP and publications.                      f. Enforce environmental stewardship measures IAW FM 20-400 and TC 20-401.</p>		

TASK PERFORMANCE/EVALUATION SUMMARY BLOCK							
ITERATION	1	2	3	4	5	M	TOTAL
TOTAL TASK STEPS EVALUATED							
TOTAL TASK STEPS "GO"							
TRAINING STATUS "GO"/"NO-GO"							

"\*" Indicates a leader task step.

**SUPPORTING INDIVIDUAL TASKS**

<b>References</b>	<b>Task Number</b>	<b>Task Title</b>
STP 9-44E12-SM	091-109-0003	Maintain Assigned Tool Kit
	091-109-0005	Prepare Equipment Inspection and Maintenance Worksheet
	091-45B-2019	Operate Test, Measurement, and Diagnostic Equipment (TMDE)
STP 9-45B12-SM-TG	091-109-8000	Perform Battlefield Damage Assessment and Repair (BDAR)
STP 9-45K34-SM-TG	091-409-0613	Supervise the Application of Controlled Exchange Procedures
STP 9-52C3-SM-TG	091-309-0628	Prepare Quality Deficiency Report/Equipment Improvement Recommendations (SF 368)
STP 9-52D3-SM-TG	091-309-0629	Inspect and Verify Uncorrected Fault Record (DA Form 2408-14)
STP 9-52X4-SM-TG	091-409-0600	Supervise Tactical and Technical Training
	091-409-0612	Direct Maintenance of Test, Measurement, and Diagnostic Equipment (TMDE)
	091-409-0613	Supervise the Application of Controlled Exchange Procedures
STP 9-63B35-SM-TG	091-309-0637	Recon Terrain/Route (DS/GS)
STP 9-63H12-SM-TG	091-109-0011	Review/Annotate Equipment Modification Record (DA Form 2408-5) (Ds)
STP 9-915A-W1 Warrant	091-109-0001	Maintain Test, Measurement, and Diagnostic Equipment (TMDE)
	091-109-0003	Maintain Assigned Tool Kit
	091-109-0005	Prepare Equipment Inspection and Maintenance Worksheet
	091-109-0011	Review/Annotate Equipment Modification Record (DA Form 2408-5) (Ds)
	091-109-8000	Perform Battlefield Damage Assessment and Repair (BDAR)
	091-309-0628	Prepare Quality Deficiency Report/Equipment Improvement Recommendations (SF 368)
	091-309-0629	Inspect and Verify Uncorrected Fault Record (DA Form 2408-14)
	091-309-0637	Recon Terrain/Route (DS/GS)



**SUPPORTING INDIVIDUAL TASKS**

<b>References</b>	<b>Task Number</b>	<b>Task Title</b>
	091-409-0600	Supervise Tactical and Technical Training
	091-409-0612	Direct Maintenance of Test, Measurement, and Diagnostic Equipment (TMDE)
	091-409-0613	Supervise the Application of Controlled Exchange Procedures
	091-409-0613	Supervise the Application of Controlled Exchange Procedures
	091-45B-2019	Operate Test, Measurement, and Diagnostic Equipment (TMDE)
	091-45G-2020	Operate, Maintain and Perform Preventative Maintenance Checks and Services (PMCS) on Fire Control TMDE

**OPFOR TASKS AND STANDARDS**

**NONE:**

**ELEMENTS:** MAINTENANCE CONTROL SECTION  
 RECOVERY SECTION  
 SERVICE/RECOVERY SECTION  
 BATTALION MAINTENANCE SECTION  
 AUTOMOTIVE/TRACK VEHICLE REPAIR SECTION

**TASK:** PERFORM RECOVERY OPERATIONS (DIGITIZED) (63-2-4071)  
 (FM 9-43-2) (FM 63-20-1) (FM 63-21-1)  
 (FM 63-23-2) (FM 9-43-1)

**ITERATION:** 1 2 3 4 5 M (Circle)

**COMMANDER/LEADER ASSESSMENT:** T P U (Circle)

**CONDITIONS:** The section has analog and digital communications with the Maintenance Control Office. The higher HQ OPORD with all annexes and overlays have been forwarded to the unit commander's digital device. Unit and higher TSOPs are available. The company is providing field maintenance in support of tactical operations from its established field or MOUT location. This task is performed under all environmental conditions, both day and night. The unit is subject to air, NBC, and ground Level I threat forces attack. Some iterations of this task should be performed in MOPP4.

**TASK STANDARDS:** Equipment is returned to battle or recovered to the unit maintenance collection point (UMCP) for repair. At MOPP4, performance degradation factors increase time required to perform maintenance and repair parts supply support and task completion times.

TASK STEPS AND PERFORMANCE MEASURES	GO	NO-GO
* 1. Maintenance Control Officer/NCOIC prepares to dispatch a recovery team using FBCB2. (STP 9-63H34-SM-TG: 091-309-0626, 091-309-8000, STP 9-915A-W1 Warrant: 091-309-0626, 091-309-8000) a. Coordinates with the customer unit to verify the location of the disabled vehicle using FBCB2. b. Identifies personnel required to perform the recovery operation. c. Identifies equipment required to perform the recovery operation. d. Briefs the recovery team leader on the tactical situation and the recovery operation. e. Monitors recovery team radio and FBCB2 communications for a request for additional support.		

TASK STEPS AND PERFORMANCE MEASURES	GO	NO-GO
<p>f. Coordinates mission status with Support Operations using the FBCB2.</p> <p>* 2. Recovery team leader coordinates the recovery operation with the unit using FBCB2. (STP 9-63H34-SM-TG: 091-309-0637, 091-309-0638, STP 9-915A-W1 Warrant: 091-309-0637, 091-309-0638)</p> <ul style="list-style-type: none"> <li>a. Identifies best route to vehicle location given the tactical situation.</li> <li>b. Coordinates indirect fire support along the route with the S2/S3 section.</li> <li>c. Organizes recovery team personnel.</li> <li>d. Briefs recovery team on the tactical situation and the recovery operation.</li> <li>e. Enforces safety procedures IAW TSOP and publications.</li> <li>f. Enforces environmental stewardship procedures IAW FM 20-400 and TC 20-401.</li> </ul> <p>3. Recovery team performs the recovery operation. (STP 9-63T35-SM-TG: 091-63T-3045, STP 9-915A-W1 Warrant: 091-63T-3045)</p> <ul style="list-style-type: none"> <li>a. Maintains security while en route to the recovery site.</li> <li>b. Establishes local security at the recovery site.</li> <li>c. Removes casualties from the vehicle.</li> <li>d. Treats casualties.</li> </ul> <p>NOTE: See Task 63-2-4517 for detailed treatment procedures.</p> <ul style="list-style-type: none"> <li>e. Requests medical assistance, if required.</li> <li>f. Transports casualties, if required.</li> </ul> <p>NOTE: See Task 63-2-4316 for detailed transportation procedures.</p> <ul style="list-style-type: none"> <li>g. Identifies method of recovery to be used in the recovery operation.</li> <li>h. Enforces safety procedures.</li> <li>i. Recovers equipment IAW established recovery procedures.</li> <li>j. Performs battle damage assessment to determine if repairs are required.</li> <li>k. Performs repairs or BDAR on site, if possible.</li> <li>l. Operates automated data computer IAW applicable ETMs.</li> <li>m. Recovers non-reparable equipment back to UMCP.</li> </ul> <p>4. Recovery team destroys unrecoverable equipment.</p>		

<b>TASK STEPS AND PERFORMANCE MEASURES</b>	<b>GO</b>	<b>NO-GO</b>
a. Requests disposition of unrecoverable equipment from the Maintenance Control Section using FBCB2. b. Conducts salvage operations to remove all useable equipment. c. Prepares vehicle for destruction IAW the TSOP. d. Destroys vehicle on order from the commander or designated representative. e. Employs safety procedures IAW TSOP and publications. f. Employs environmental stewardship IAW FM 20-400 and TC 20-401.		

<b>TASK PERFORMANCE/EVALUATION SUMMARY BLOCK</b>							
<b>ITERATION</b>	<b>1</b>	<b>2</b>	<b>3</b>	<b>4</b>	<b>5</b>	<b>M</b>	<b>TOTAL</b>
TOTAL TASK STEPS EVALUATED							
TOTAL TASK STEPS "GO"							
TRAINING STATUS "GO"/"NO-GO"							

"\*" Indicates a leader task step.

### **SUPPORTING INDIVIDUAL TASKS**

<b>References</b>	<b>Task Number</b>	<b>Task Title</b>
STP 9-63H34-SM-TG	091-309-0626	Supervise the Maintenance of Test, Measurement, and Diagnostic Equipment (TMDE)
	091-309-0637	Recon Terrain/Route (DS/GS)
	091-309-0638	Supervise Operator Maintenance of Recovery Equipment (DS/GS)
STP 9-309-8000	091-309-8000	Supervise Battlefield Damage Assessment and Repair (BDAR)
	091-63T-3045	Perform Battlefield Damage Assessment and Repairs of Wheeled Vehicle Automotive Systems
STP 9-915A-W1 Warrant	091-309-0626	Supervise the Maintenance of Test, Measurement, and Diagnostic Equipment (TMDE)
	091-309-0637	Recon Terrain/Route (DS/GS)
	091-309-0638	Supervise Operator Maintenance of Recovery Equipment (DS/GS)

**SUPPORTING INDIVIDUAL TASKS**

<b>References</b>	<b>Task Number</b>	<b>Task Title</b>
	091-309-8000	Supervise Battlefield Damage Assessment and Repair (BDAR)
	091-63T-3045	Perform Battlefield Damage Assessment and Repairs of Wheeled Vehicle Automotive Systems

**OPFOR TASKS AND STANDARDS**

**NONE:**

**ELEMENTS: SERVICE/RECOVERY SECTION  
AUTOMOTIVE/TRACK VEHICLE REPAIR SECTION**

**TASK: PROVIDE ALLIED TRADES AND LIFT SERVICES (DIGITIZED) (63-2-4073)**

(FM 9-43-1) (FM 63-21-1) (FM 63-23-2)  
(FM 9-43-2)

**ITERATION:** 1 2 3 4 5 M (Circle)

**COMMANDER/LEADER ASSESSMENT:** T P U (Circle)

**CONDITIONS:** The unit has analog and digital communications with higher HQ. The higher HQ OPORD with all annexes and overlays has been forwarded to the unit commander's digital device. The unit and higher HQ TSOPs are available. The section's internal and external SOPs are available. The unit is providing maintenance operations from its established field or MOUT location. The maintenance control section has received requests for lift assistance from supported units and has in turn tasked the section to perform the mission. The section will also be required to provide metalworking services and heavy lift capability in support of unit repair operations. The section receives messages from higher, adjacent, and lower echelons by radio, telephone, digital device, and courier. All required equipment and publications are available. This task is performed under all environmental conditions, both day and night. The unit is subject to air, NBC, and ground Level I threat forces attack. Some iterations of this task should be performed in MOPP4.

**TASK STANDARDS:** Allied trades and lift services are performed IAW required technical publications and internal SOP. At MOPP4, performance degradation factors increase time required to perform allied trades, lift, and recovery support for this task.

TASK STEPS AND PERFORMANCE MEASURES	GO	NO-GO
1. NCOIC supervises section operations. (STP 9-63H34-SM-TG: 091-309-0626, 091-309-0637, 091-309-8000, 091-409-0612, 091-409-0636, STP 9-915A-W1 Warrant: 091-309-0626, 091-309-0637, 091-309-8000) a. Coordinates allied trades and lift services operations with the maintenance control section. b. Supervises internal production control procedures. c. Directs service operations. d. Provides technical assistance. e. Manages all service assets within the section.		

TASK STEPS AND PERFORMANCE MEASURES	GO	NO-GO
<p>f. Forwards equipment and personnel status reports to platoon headquarters using FBCB2, wire, or radio.</p> <p>g. Enforces safety procedures IAW TSOP and publications.</p> <p>h. Enforces environmental stewardship procedures IAW FM 20-400 and TC 20-401.</p> <p>2. NCOIC supervises allied trades and lift services.</p> <p>a. Identifies specific task or job requirements.</p> <p>b. Assigns jobs to appropriate section personnel.</p> <p>c. Directs lift support as requested.</p> <p>d. Inspects work in progress to ensure quality assurance.</p> <p>e. Inspects work in progress to ensure work schedules are maintained.</p> <p>f. Notifies MCS personnel that jobs are completed and/or parts are ready for issue.</p> <p>g. Verifies work status reports for accuracy.</p> <p>h. Consolidates work status reports.</p> <p>i. Forwards consolidated work status report to MCS.</p> <p>j. Enforces safety procedures IAW TSOP and publications.</p> <p>k. Enforces environmental stewardship procedures IAW FM 20-400 and TC 20-401.</p> <p>3. Section personnel perform jobs as assigned. (STP 9-44B12-SM-TG: 091-109-0002, 091-109-0003, 091-109-0005, STP 9-63H12-SM-TG: 091-109-0012, STP 9-915A-W1 Warrant: 091-109-0002, 091-109-0003, 091-109-0005, 091-109-0012)</p> <p>a. Design, fabricate, modify, and/or repair, fixtures, dies, and special tools to facilitate metalworking or fabric repair operations.</p> <p>b. Repair, modify, or fabricate component repair parts as directed.</p> <p>c. Perform repairs as required.</p> <p>d. Provide heavy lift capability to all repair sections.</p> <p>e. Notify section leader when job is completed.</p> <p>f. Employ safety procedures IAW TSOP and publications.</p> <p>g. Enforce environmental stewardship procedures IAW FM 20-400 and TC 20-401.</p>		

<b>TASK PERFORMANCE/EVALUATION SUMMARY BLOCK</b>							
<b>ITERATION</b>	<b>1</b>	<b>2</b>	<b>3</b>	<b>4</b>	<b>5</b>	<b>M</b>	<b>TOTAL</b>
TOTAL TASK STEPS EVALUATED							
TOTAL TASK STEPS "GO"							
TRAINING STATUS "GO"/"NO-GO"							

"\*" Indicates a leader task step.

### SUPPORTING INDIVIDUAL TASKS

<b>References</b>	<b>Task Number</b>	<b>Task Title</b>
STP 9-44B12-SM-TG	091-109-0003	Maintain Assigned Tool Kit
	091-109-0005	Prepare Equipment Inspection and Maintenance Worksheet
STP 9-63H12-SM-TG	091-109-0012	Review/Annotate Maintenance Request (DA Form 2407/5504) (DS/GS)
STP 9-63H34-SM-TG	091-309-0626	Supervise the Maintenance of Test, Measurement, and Diagnostic Equipment (TMDE)
	091-309-0637	Recon Terrain/Route (DS/GS)
	091-309-8000	Supervise Battlefield Damage Assessment and Repair (BDAR)
	091-409-0612	Direct Maintenance of Test, Measurement, and Diagnostic Equipment (TMDE)
STP 9-915A-W1 Warrant	091-409-0636	Supervise Operational Records
	091-109-0003	Maintain Assigned Tool Kit
	091-109-0005	Prepare Equipment Inspection and Maintenance Worksheet
	091-109-0012	Review/Annotate Maintenance Request (DA Form 2407/5504) (DS/GS)
	091-309-0626	Supervise the Maintenance of Test, Measurement, and Diagnostic Equipment (TMDE)
	091-309-0637	Recon Terrain/Route (DS/GS)
	091-309-8000	Supervise Battlefield Damage Assessment and Repair (BDAR)

### OPFOR TASKS AND STANDARDS

NONE:



**ELEMENT: COMPANY**

**TASK: COMBAT BATTLEFIELD STRESS (DIGITIZED) (63-2-4303)**  
 (FM 26-2) (FM 22-51) (FM 22-9)  
 (FM 63-20-1)

**ITERATION:** 1 2 3 4 5 M (Circle)

**COMMANDER/LEADER ASSESSMENT:** T P U (Circle)

**CONDITIONS:** The unit has analog and digital communications with higher HQ. The higher HQ OPORD with all annexes and overlays has been forwarded to the unit commander's digital device. The unit and higher HQ TSOPs are available. Support operations have commenced. The unit's sleep plan and TSOP to manage BF soldiers is developed. Personnel are cross-trained on critical tasks. Operations are continuous over a prolonged period of time causing stressful situations for personnel. The commander has directed that battlefield stress management procedures be implemented. This task is performed under all environment conditions, both day and night. The unit is subject to air, NBC, and ground Level I threat forces attack. Some iterations of this task should be performed in MOPP4.

**TASK STANDARDS:** Unit applies techniques that counter battlefield stress to include degradation of morale, training, and physical condition of unit personnel. At MOPP4, performance degradation factors increase the need for stress prevention implementation.

TASK STEPS AND PERFORMANCE MEASURES	GO	NO-GO
* 1. Commander and leaders perform stress prevention leader actions. (STP 21-II-MQS: O3-9001.11-0002, S3-9001.18-0002) a. Issue warning orders, OPORDs, and FRAGOs to the lowest possible level using FBCB2. b. Provide soldiers an accurate assessment of the friendly and enemy situation. c. Brief leaders' intention to all unit personnel. d. Speak positively concerning the unit's missions, purpose, and abilities. e. Encourage a positive attitude throughout the unit. f. Institute an information dissemination plan designed to quell and prevent rumors. g. Inform personnel of availability of religious support. h. Implement buddy system to observe signs of stress or Battle Fatigue (BF) among the soldiers and leaders.		

TASK STEPS AND PERFORMANCE MEASURES	GO	NO-GO
<p>* 2. Commander and leaders implement sleep plan.</p> <ul style="list-style-type: none"> <li>a. Provide a safe and secure area away from vehicles and other high-noise activities.</li> <li>b. Adjust sleep plan as dictated by tactical situation.</li> <li>c. Enforce the sleep plan IAW the TSOP.</li> </ul> <p>* 3. Leaders implement task rotation or restructuring procedures.</p> <ul style="list-style-type: none"> <li>a. Alternate cross-trained unit personnel on critical tasks, as required.</li> <li>b. Rotate unit personnel between demanding and nondemanding tasks.</li> <li>c. Assign two soldiers to function independently on tasks requiring a high degree of accuracy.</li> <li>d. Adjust task rotation policies and procedures to the tactical situation.</li> </ul> <p>* 4. Leaders implement stress-coping and management techniques. (STP 21-II-MQS: S3-9001.18-0002)</p> <ul style="list-style-type: none"> <li>a. Integrate new unit members into the unit immediately.</li> <li>b. Assist soldiers in resolving home front problems.</li> <li>c. Provide instruction on relaxation technique to all personnel prior to deployment.</li> <li>d. Conduct routine after-action stress debriefings.</li> <li>e. Conduct unit award, decoration, recognition and memorial ceremonies.</li> </ul> <p>* 5. Commander and leaders implement stress control techniques.</p> <ul style="list-style-type: none"> <li>a. Implement a plan to deal with mild, seriously stressed, or BF cases.</li> <li>b. Assign soldiers who show signs of stress or BF to simple tasks.</li> <li>c. Direct personnel to be supportive of BF or stressed soldiers.</li> <li>d. Refer soldiers showing signs of serious stress or BF to supporting MTF for medical evaluation.</li> <li>e. Reintegrate RTD soldiers into their specific element.</li> </ul> <p>6. Unit personnel employ stress prevention measures.</p> <ul style="list-style-type: none"> <li>a. Maintain a positive attitude concerning the unit's mission, purpose, and abilities.</li> <li>b. Comply with the commander's sleep plan.</li> </ul>		

<b>TASK STEPS AND PERFORMANCE MEASURES</b>	<b>GO</b>	<b>NO-GO</b>
c. Identify other soldiers with signs of stress or battle fatigue. d. Provide immediate buddy aid support. e. Report signs of stress or BF in other soldiers to immediate supervisor. f. Accept new unit members immediately. g. Practice relaxation techniques at appropriate times and places. h. Participate in buddy system and after-action stress debriefings.		

<b>TASK PERFORMANCE/EVALUATION SUMMARY BLOCK</b>							
<b>ITERATION</b>	<b>1</b>	<b>2</b>	<b>3</b>	<b>4</b>	<b>5</b>	<b>M</b>	<b>TOTAL</b>
TOTAL TASK STEPS EVALUATED							
TOTAL TASK STEPS "GO"							
TRAINING STATUS "GO"/"NO-GO"							

"\*" Indicates a leader task step.

**SUPPORTING INDIVIDUAL TASKS**

<b>References</b>	<b>Task Number</b>	<b>Task Title</b>
STP 21-II-MQS	O3-9001.11-0002	Establish a Positive Command Climate
	S3-9001.18-0002	Minimize Combat Stress

**OPFOR TASKS AND STANDARDS**

**NONE:**

**ELEMENT:** COMPANY

**TASK:** PROCESS ENEMY PRISONERS OF WAR (DIGITIZED) (63-2-4304)  
 (FM 19-40) (FM 63-20-1)

**ITERATION:** 1 2 3 4 5 M (Circle)

**COMMANDER/LEADER ASSESSMENT:** T P U (Circle)

**CONDITIONS:** The unit has analog and digital communications with higher HQ. The higher HQ OPORD with all annexes and overlays has been forwarded to the unit commander's digital device. The unit and higher HQ TSOPs are available. Threat soldiers are surrendering or being captured. The unit is supporting tactical operations. MPs have established an EPW collection point in the support area. This task is performed under all environmental conditions, both day and night. The unit is subject to air, NBC, and ground Level I threat forces attack. Some iterations of this task should be performed in MOPP4.

**TASK STANDARDS:** Unit evacuates EPW to the designated EPW holding area within the time prescribed in the TSOP and/or higher HQ directives. At MOPP4, EPW processing and evacuation times increase significantly.

TASK STEPS AND PERFORMANCE MEASURES	GO	NO-GO
* 1. Commander and leaders supervise EPW processing in the unit area. (STP 21-24-SMCT: 071-331-0820, 191-379-4450, 301-337-6001, STP 21-II-MQS: O3-3751.01-0101) <ul style="list-style-type: none"> <li>a. Disseminate designated EPW collection point(s) locations to all sub-elements using FBCB2.</li> <li>b. Coordinate disposition of EPW with higher HQ staff element before transporting to the rear using FBCB2 or radio.</li> <li>c. Monitor processing procedures to ensure compliance with the TSOP and current INTSUM.</li> </ul> 2. Unit personnel search EPW. (STP 21-24-SMCT: 301-337-6001, STP 21-II-MQS: O3-3711.13-0001) <ul style="list-style-type: none"> <li>a. Remove all weapons and documents.</li> <li>b. Return personal items of no military intelligence value.</li> <li>c. Provide EPW a receipt for personal items taken.</li> <li>d. Tag each EPW and each item removed with date/time group, location of capture, capturing unit, and circumstances of capture.</li> </ul> 3. Unit personnel segregate EPW.		

TASK STEPS AND PERFORMANCE MEASURES	GO	NO-GO
<p>a. Segregate EPW by rank, sex, deserters, civilians, nationality, and ideology, when possible.</p> <p>b. Treat EPW casualties.</p> <p>NOTE: See Task 63-2-4517 for detailed treatment procedures.</p> <p>c. Transport EPW casualties.</p> <p>NOTE: See Task 63-2-4316 for detailed transportation procedures.</p> <p>d. Report casualties to higher HQ staff element using FBCB2 or radio.</p> <p>4. Unit personnel silence EPW.</p> <p>a. Prevent EPW leaders from giving orders.</p> <p>b. Prevent communications between captured personnel.</p> <p>c. Conduct no conversations in front of EPW except to issue orders and maintain discipline.</p> <p>5. Unit personnel transport EPW to the rear. (STP 21-24-SMCT: 071-331-0820)</p> <p>a. Remove EPW from dangers of the immediate battle area.</p> <p>b. Prevent abuse of EPW by fellow soldiers or local populace.</p> <p>c. Transport EPW to the nearest collection point by vehicle.</p> <p>NOTE: If transportation is unavailable and time and distance factors permit, march EPW to the nearest collection point.</p>		

TASK PERFORMANCE/EVALUATION SUMMARY BLOCK							
ITERATION	1	2	3	4	5	M	TOTAL
TOTAL TASK STEPS EVALUATED							
TOTAL TASK STEPS "GO"							
TRAINING STATUS "GO"/"NO-GO"							

"\*" Indicates a leader task step.

**SUPPORTING INDIVIDUAL TASKS**

References	Task Number	Task Title
STP 21-24-SMCT	071-331-0820	Analyze Terrain

**SUPPORTING INDIVIDUAL TASKS**

<b>References</b>	<b>Task Number</b>	<b>Task Title</b>
	191-379-4450	Supervise Handling of Enemy Personnel and Equipment at Unit Level
	301-337-6001	Process Captured Materiel
STP 21-II-MQS	O3-3711.13-0001	Process Captured Materiel
	O3-3751.01-0101	Supervise Processing of Captives at Unit Level

**OPFOR TASKS AND STANDARDS****NONE:**



<b>TASK STEPS AND PERFORMANCE MEASURES</b>	<b>GO</b>	<b>NO-GO</b>
b. Request disposition of captured documents and equipment from the Plans-Operations Branch, S2/S3, and S4 section using FBCB2, wire, or radio. c. Tag all captured documents and equipment before evacuation.  3. Unit executes approved disposition of captured documents and equipment. a. Evacuate captured equipment IAW disposition instructions. b. Destroy the captured equipment (less medical) IAW disposition instructions. NOTE: If tactical situation does not permit equipment destruction or evacuation, or other special instructions exist, abandon captured equipment IAW disposition instructions. c. Evacuate documents through Plan-Operations Branch to intelligence personnel.		

<b>TASK PERFORMANCE/EVALUATION SUMMARY BLOCK</b>							
<b>ITERATION</b>	<b>1</b>	<b>2</b>	<b>3</b>	<b>4</b>	<b>5</b>	<b>M</b>	<b>TOTAL</b>
TOTAL TASK STEPS EVALUATED							
TOTAL TASK STEPS "GO"							
TRAINING STATUS "GO"/"NO-GO"							

"\*" Indicates a leader task step.

#### **SUPPORTING INDIVIDUAL TASKS**

<b>References</b>	<b>Task Number</b>	<b>Task Title</b>
STP 21-24-SMCT	191-377-5250	Handle Enemy Personnel and Equipment
	191-379-4450	Supervise Handling of Enemy Personnel and Equipment at Unit Level
STP 21-II-MQS	301-337-6001	Process Captured Materiel
	O3-3711.12-0001	Implement Operations Security

#### **OPFOR TASKS AND STANDARDS**

**NONE:**



**ELEMENT: COMPANY**

**TASK: PERFORM FIELD SANITATION FUNCTIONS (DIGITIZED) (63-2-4315)**  
 (FM 21-10) (AR 40-5) (FM 21-10-1)  
 (FM 3-4) (FM 63-20-1)

**ITERATION:** 1 2 3 4 5 M (Circle)

**COMMANDER/LEADER ASSESSMENT:** T P U (Circle)

**CONDITIONS:** The unit has analog and digital communications with the higher HQ. The higher HQ OPORD with all annexes and overlays has been forwarded to the unit commander's digital device. The unit and higher HQ TSOPs are available. Health hazards exist which require field sanitation measures. Unit is in the field without permanent sanitation or water facilities. A trained unit field sanitation team is assisting the commander in countering the health threat. All required sanitation equipment is available. Field sanitation activities are continuous and are performed simultaneously with other operational tasks. This task is performed under environment conditions, both day and night. The unit is subject to air, NBC, and ground Level I threat forces attack. Some iterations of this task should be performed in MOPP4.

**TASK STANDARDS:** Field sanitation measures are accomplished IAW the TSOP, OPORD, FM 21-10, and FM 21-10-1. FST team performs field sanitation activities IAW the TSOP, commander's guidance, FM 21-10, and FM 21-10-1. At MOPP4, only minimal essential field sanitation activities are performed.

TASK STEPS AND PERFORMANCE MEASURES	GO	NO-GO
* 1. Commander directs field sanitation measures. (STP 21-II-MQS: O3-8310.00-9000) a. Directs field sanitation activities to counter the health threat. b. Monitors field sanitation activities for compliance with TSOP and FM 21-10. c. Enforces individual field sanitation measures. d. Requests assistance for health related problems from higher headquarters for problems that are beyond the expertise of the FST IAW TSOP, OPORD, and CHS plan using the appropriate system. e. Enforces safety procedures. f. Enforces environmental stewardship procedures IAW FM 20-400 and TC 20-401.		

TASK STEPS AND PERFORMANCE MEASURES	GO	NO-GO
<p>2. FST supervises unit field sanitation activities. (STP 21-24-SMCT: 081-831-0102, STP 21-II-MQS: 03-8310.00-9000)</p> <ul style="list-style-type: none"> <li>a. Maintains field sanitation basic load IAW AR 40-5 and FM 21-10-1.</li> <li>b. Supervises distribution of field sanitation basic load items IAW AR 40-5 and FM 21-10-1.</li> <li>c. Tests unit water supply for required chlorine residual IAW FM 21-10, FM 21-10-1, and TSOP.</li> <li>d. Monitors personnel to ensure use of protective measures against arthropods (skin, repellent, bednet, clothing, and bednet repellent) and rodents IAW applicable directives and commander's guidance.</li> <li>e. Monitors personnel for employment of correct hygiene measures.</li> <li>f. Supervises installation of appropriate latrine facilities based on terrain and FM 21-10. employment of correct hygiene measures</li> <li>g. Inspects latrines and urinals IAW FM 21-10, FM 21-10-1, and TSOP.</li> <li>h. Inspects latrines and urinals IAW FM 21-10-1 and TSOP.</li> <li>i. Inspects liquid and solid waste disposal facilities to ensure compliance with FM 21-10, FM 21-10-1, and TSOP.</li> <li>j. Inspects hand-washing devices IAW TSOP.</li> <li>k. Inspects transport, storage, preparation, and service of food for compliance with FM 21-10, FM 21-10-1, and TSOP.</li> <li>l. Provides advice, recommendations, and training requirements to the commander.</li> <li>m. Enforces safety procedures</li> <li>n. Enforces environmental stewardship procedures IAW FM 20-400 and TC 20-401.</li> </ul> <p>3. Unit elements employ field sanitation measures. (STP 21-I-MQS: 03-8310.00-3021, 03-8310.00-3022, 03-8310.00-3023, 04-8310.00-3017, 04-8310.00-3019)</p> <ul style="list-style-type: none"> <li>a. Maintain prescribed load of water purification materials IAW AR 40-5, FM 21-10-1, and TSOP.</li> <li>b. Prepare nonpotable water for personal use IAW FM 21-10 and TSOP.</li> <li>c. Consume only water designated as potable.</li> </ul>		

<b>TASK STEPS AND PERFORMANCE MEASURES</b>	<b>GO</b>	<b>NO-GO</b>
d. Maintain latrines and hand washing facilities IAW FM 21-10-1 and TSOP. e. Employ preventive measures against cold and heat injuries. f. Employ personal hygiene measures. g. Employ preventive measures against arthropod and rodent infestation, to include using skin, clothing and bed net repellent. h. Report field sanitation deficiencies to FST.		

<b>TASK PERFORMANCE/EVALUATION SUMMARY BLOCK</b>							
<b>ITERATION</b>	<b>1</b>	<b>2</b>	<b>3</b>	<b>4</b>	<b>5</b>	<b>M</b>	<b>TOTAL</b>
TOTAL TASK STEPS EVALUATED							
TOTAL TASK STEPS "GO"							
TRAINING STATUS "GO"/"NO-GO"							

"\*" Indicates a leader task step.

**SUPPORTING INDIVIDUAL TASKS**

<b>References</b>	<b>Task Number</b>	<b>Task Title</b>
STP 21-24-SMCT	081-831-0102	Supervise Unit Preventive Medicine and Field Sanitation Procedures
STP 21-II-MQS	03-8310.00-9000	Supervise Unit Preventive Medicine And Field Sanitation Procedures
STP 21-I-MQS	03-8310.00-3021	Protect Yourself Against Biting Insects
	03-8310.00-3022	Protect Yourself Against Diarrhea And Dysentery
	03-8310.00-3023	Practice Personal Hygiene to Maintain Fitness
	04-8310.00-3017	Protect Yourself Against Cold
	04-8310.00-3019	Protect Yourself Against Heat

**OPFOR TASKS AND STANDARDS**

**NONE:**

**ELEMENTS: COMPANY****TASK: TRANSPORT CASUALTIES (DIGITIZED) (63-2-4316)**

(FM 8-10-6)

(FM 21-11)

(FM 3-4)

(FM 3-5)

(FM 63-20-1)

(FM 8-15)

**ITERATION:** 1 2 3 4 5 M (Circle)**COMMANDER/LEADER ASSESSMENT:** T P U (Circle)

**CONDITIONS:** The unit has analog and digital communications with higher HQ. The higher HQ OPORD with all annexes and overlays has been forwarded to the unit commander's digital device. The unit and higher HQ TSOPs are available. Unit personnel are wounded and some may be chemically contaminated. Threat force contact has been broken. Unit defenses have been reorganized. Casualties are evacuated from fighting positions to designated casualty collection points. All methods of transportation are employed. Some wounded EPW casualties may require evacuation. This task is performed simultaneously with other reorganization tasks. This task is performed under all environmental conditions, both day and night. The unit is subject to air, NBC, and ground Level I threat forces attack. Some iterations of this task should be performed in MOPP4.

**TASK STANDARDS:** Casualties are transported as soon as tactical situation permits IAW TSOP, OPORD, the provisions of the Geneva Convention, and FM 8-10-6. At MOPP4, performance degradation factors increases the time required to evacuate casualties.

TASK STEPS AND PERFORMANCE MEASURES	GO	NO-GO
<p>* 1. Unit commander and leaders supervise transportation of casualties.</p> <ul style="list-style-type: none"> <li>a. Identify casualty collection points using FBCB2, radio, wire, or messenger.</li> <li>b. Identify transportation requirements.</li> <li>c. Supervise preparation of casualties for transport.</li> <li>d. Coordinate transportation of casualties from unit area with higher HQ staff element IAW TSOP and FM 8-10-6 using FBCB2, wire, messenger, or radio.</li> <li>e. Coordinate security requirements for the pick-up site with subelements and higher HQ staff element using FBCB2, wire, radio, or messenger.</li> <li>f. Disseminate transportation information to unit personnel using FBCB2, wire, or radio.</li> </ul>		

TASK STEPS AND PERFORMANCE MEASURES	GO	NO-GO
<p>g. Forward casualty feeder report and witness statements to higher HQ staff element IAW TSOP and FM 12-6 using FBCB2, wire, messenger, or radio.</p> <p>2. Unit elements prepare casualties for transport.</p> <p>a. Treat casualties.</p> <p>NOTE: See Task 63-2-4517 for detailed treatment procedures.</p> <p>b. Report casualties, as required using FBCB2, wire, radio, or messenger.</p> <p>c. Collect classified documents such as SOI/SSI, maps, overlays, and key lists.</p> <p>d. Secure custody of organizational equipment IAW the TSOP.</p> <p>e. Forward spot casualty reports to unit HQ IAW TSOP using FBCB2, wire, or radio.</p> <p>3. Unit elements transport casualties to casualty collection points using manual carries. (STP 21-1-SMCT: 081-831-1040, 081-831-1041, STP 21-I-MQS: 04-8310.00-3027, 04-8310.00-3028)</p> <p>a. Select type of manual carry appropriate to situation and injury.</p> <p>b. Transport casualty without causing further injury IAW FM 8-10-6.</p> <p>4. Unit elements transport casualties to casualty collection points using litter carries. (STP 21-I-MQS: 04-8310.00-3028)</p> <p>a. Identify litter team(s).</p> <p>b. Construct improvised litter from available material, as required.</p> <p>c. Secure casualty on litter.</p> <p>d. Transport casualty without causing further injury IAW FM 8-10-6.</p> <p>5. Unit elements transport casualties to a MFT using available vehicles.</p> <p>a. Load maximum number of casualties with the most seriously injured last IAW FM 8-10-6.</p> <p>b. Secure casualties in vehicle.</p> <p>c. Transport casualties without causing further injury IAW FM 8-10-6.</p> <p>* 6. Commander and leaders request aeromedical transportation. (STP 21-24-SMCT: 081-831-0101)</p>		

TASK STEPS AND PERFORMANCE MEASURES	GO	NO-GO
<ul style="list-style-type: none"> <li>a. Transmit request IAW OPORD, TSOP, and FM 8-10-6 using FBCB2, radio, wire, or messenger.</li> <li>b. Select landing site which provides sufficient space for helicopter hover, landing, and takeoff IAW FM 8-10-6 and FM 57-38.</li> <li>c. Supervise removal of all dangerous objects likely to be blown about prior to aircraft arrival.</li> <li>d. Supervise security of landing site IAW the TSOP.</li> </ul> <p>7. Unit elements assist in loading ambulance.</p> <ul style="list-style-type: none"> <li>a. Employ proper carrying and loading techniques IAW FM 8-10-6.</li> <li>b. Load casualties in the sequence directed by crew.</li> <li>c. Load casualty without causing unnecessary discomfort.</li> <li>d. Employ safety procedures IAW the TSOP and FM 8-10-6.</li> <li>e. Employ environmental stewardship procedures IAW FM 20-400 and TC 20-401.</li> </ul> <p>8. Unit elements transport chemically contaminated casualties. (STP 21-1-SMCT: 031-503-1015)</p> <ul style="list-style-type: none"> <li>a. Assume MOPP4.</li> <li>b. Mark contaminated casualties IAW the TSOP.</li> <li>c. Notify supporting MTF that contaminated casualties are en route to their location using FBCB2, wire, or radio.</li> <li>d. Transport casualties directly to a designated decontamination and treatment station.</li> <li>e. Protect casualty from further contamination during transport.</li> </ul> <p>9. Unit personnel transport EPW casualties.</p> <ul style="list-style-type: none"> <li>a. Maintain security of EPW casualties IAW the TSOP.</li> <li>b. Search EPW casualties for weapons and ordnance prior to transport.</li> <li>c. Transport EPW casualties IAW the provisions of the Geneva Convention agreements and the TSOP.</li> </ul>		

<b>TASK PERFORMANCE/EVALUATION SUMMARY BLOCK</b>							
<b>ITERATION</b>	<b>1</b>	<b>2</b>	<b>3</b>	<b>4</b>	<b>5</b>	<b>M</b>	<b>TOTAL</b>
TOTAL TASK STEPS EVALUATED							
TOTAL TASK STEPS "GO"							
TRAINING STATUS "GO"/"NO-GO"							

"\*" Indicates a leader task step.

**SUPPORTING INDIVIDUAL TASKS**

<b>References</b>	<b>Task Number</b>	<b>Task Title</b>
STP 21-1-SMCT	031-503-1015	Protect Yourself from NBC Injury/Contamination with Mission-Oriented Protective Posture (MOPP) Gear
	081-831-1040	Transport a Casualty using a One-Man Carry
	081-831-1041	Transport a Casualty Using a Two-Man Carry or an Improvised Litter
STP 21-24-SMCT	081-831-0101	Request Medical Evacuation
STP 21-I-MQS	04-8310.00-3027	Transport a Casualty Using a One-Man Carry
	04-8310.00-3028	Transport a Casualty Using a Two-Man Carry or an Improvised Litter

**OPFOR TASKS AND STANDARDS**

**NONE:**

**ELEMENT:** COMPANY

**TASK:** PERFORM RISK MANAGEMENT PROCEDURES (DIGITIZED) (63-2-4326)

(AR 385-10)

(FM 3-3)

(FM 3-4)

(FM 63-20-1)

**ITERATION:** 1 2 3 4 5 M (Circle)

**COMMANDER/LEADER ASSESSMENT:** T P U (Circle)

**CONDITIONS:** The unit has analog and digital communications with higher HQ. The higher HQ OPORD with all annexes and overlays has been forwarded to the unit commander's digital device. The unit and higher HQ TSOPs are available. The unit is deployed in a tactical environment supporting operations. Safety hazards for personnel and equipment exist. Hazards increase as operations intensify. This task is performed under environmental conditions, both day and night. The unit is subject to air, NBC, and ground Level I threat forces attack. Some iterations of this task should be performed in MOPP4.

**TASK STANDARDS:** All potential safety problems for tasks are identified and either reduced or eliminated. At MOPP4 performance degradation factors increase implementation time for risk management procedures.

TASK STEPS AND PERFORMANCE MEASURES	GO	NO-GO
<p>* 1. Commander and leaders identify risk and or safety hazards. (STP 21-II-MQS: O3-9003.02-0001, O3-9003.03-0001)</p> <ul style="list-style-type: none"> <li>a. Maintain situational awareness using FBCB2.</li> <li>b. Identify specified and implied missions and tasks in the OPLAN, OPORD, and FRAGO using FBCB2, wire, or radio.</li> <li>c. Identify all risks associated with specified and implied missions or tasks.</li> <li>d. Integrate safety into every phase of the planning process.</li> <li>e. Identify the benefits of safety measures to the unit's mission versus the potential cost of risk or safety hazards.</li> <li>f. Conduct continuous assessment of phases of operations for safety and risk reduction.</li> </ul> <p>* 2. Commander and leaders evaluate risk or safety hazards identified during operations.</p>		



TASK STEPS AND PERFORMANCE MEASURES	GO	NO-GO
<ul style="list-style-type: none"> <li>a. Identify previously executed unsafe acts and their corrective actions.</li> <li>b. Identify all unwarranted risks.</li> <li>c. Compare identified risk to acceptable risk level stated in the commander's intent and based on the training objective.</li> <li>d. Calculate projected equipment and personnel losses from accidents by reviewing historical records.</li> <li>e. Describe operations in terms of its risk level (extremely high, high, medium, low).</li> <li>f. Prepare courses of action that minimize accidental losses.</li> </ul> <p>* 3. Commander and leaders eliminate or reduce risk and safety hazards. (STP 21-II-MQS: O3-9003.02-0001, O3-9003.03-0001)</p> <ul style="list-style-type: none"> <li>a. Select course of action that maximizes operational effectiveness and minimizes risks.</li> <li>b. Develop procedures that reduce risk.</li> <li>c. Provide guidance that enhances safety in all phases of operation.</li> <li>d. Prescribe safety and protective equipment that enhances safety and reduces risks.</li> </ul> <p>4. Unit personnel employ safety enhancement procedures.</p> <ul style="list-style-type: none"> <li>a. Practices safety procedures during all mission rehearsals and operations.</li> <li>b. Corrects unsafe acts on the spot.</li> <li>c. Reports to unit safety officer risk or safety violations beyond unit's corrective level.</li> </ul>		

TASK PERFORMANCE/EVALUATION SUMMARY BLOCK							
ITERATION	1	2	3	4	5	M	TOTAL
TOTAL TASK STEPS EVALUATED							
TOTAL TASK STEPS "GO"							
TRAINING STATUS "GO"/"NO-GO"							

"\*" Indicates a leader task step.

**SUPPORTING INDIVIDUAL TASKS**

<b>References</b>	<b>Task Number</b>	<b>Task Title</b>
STP 21-II-MQS	O3-9003.02-0001	Manage Accident Risk In Unit Operations
	O3-9003.03-0001	Supervise The Management Of Accident Risk In Unit Operations

**OPFOR TASKS AND STANDARDS**

**NONE:**



TASK STEPS AND PERFORMANCE MEASURES	GO	NO-GO
<p>NOTE: MCS forwards reports using SAMS 1 to the Support Operations Section.</p> <p>* 2. Maintenance Control Sergeant implements production control procedures. (STP 9-63H34-SM-TG: 091-309-0704, 091-309-0705, 091-409-0617, STP 9-915A-W1 Warrant: 091-309-0704, 091-309-0705)</p> <ul style="list-style-type: none"> <li>a. Provides a unique work order number for each customer work request received.</li> <li>b. Establishes maintenance repair priorities using SAMS 1.</li> </ul> <p>NOTE: SAMS 1 Jobs are arranged and prioritized by the MCO and RCS according to weapons systems and the commander's priority.</p> <ul style="list-style-type: none"> <li>c. Distributes maintenance requests to appropriate work sections.</li> <li>d. Monitors current status of all work requests throughout the work flow process managing SAMS 1 reports to minimize maintenance down time.</li> <li>e. Manages repair resources to ensure needed resources are on hand.</li> <li>f. Coordinates evacuation of equipment to maintenance element if backlog levels or repair time guidelines are exceeded or if the level of repair is beyond unit capability using FBCB2, wire, radio or messenger.</li> <li>g. Monitors the quality control program for compliance with the internal maintenance SOP.</li> <li>h. Verifies job status information provided by the sections for timeliness and accuracy.</li> <li>i. Directs cross leveling of repair assets as priorities change using FBCB2, radio, wire or messenger.</li> <li>j. Implements actions that accelerate the work flow process, if unacceptable backlog develops.</li> </ul> <p>3. Technical Inspector performs inspections.</p> <ul style="list-style-type: none"> <li>a. Performs initial acceptance inspection on equipment submitted for repair to diagnose needed repairs.</li> <li>b. Identifies equipment requiring evacuation based on exceeding backlog levels, repair time guidelines or higher level of repair.</li> <li>c. Identifies repair parts required to perform repairs.</li> <li>d. Provides updated status to production control system on jobs that are awaiting parts to assist in monitoring work flow using SAMS 1.</li> </ul>		

TASK STEPS AND PERFORMANCE MEASURES	GO	NO-GO
<ul style="list-style-type: none"> <li>e. Stores parts received for each work request until they are released.</li> <li>f. Maintains stockage level of selected repair parts designated as shop stock consistent with authorized levels.</li> <li>g. Safeguards repair parts from pilferage and exposure to environmental conditions.</li> <li>h. Processes unserviceable recoverable or excess repair parts for turn-in to supply system.</li> </ul> <p>* 4. Maintenance Control Officer monitors maintenance sections, repair teams, service and recovery teams and combat repair teams. (STP 9-63H34-SM-TG: 091-409-0617)</p> <ul style="list-style-type: none"> <li>a. Directs performance of on site maintenance to reduce maintenance down time.</li> <li>b. Maintains control of combat repair teams operating in forward areas using FBCB2, MTS, radio, or messenger.</li> <li>c. Enforces safety procedures IAW TSOP and publications.</li> <li>d. Enforces environmental stewardship procedures IAW FM 20-400 and TC 20-401.</li> </ul> <p>* 5. Maintenance Control Officer maintains liaison with customer units.</p> <ul style="list-style-type: none"> <li>a. Coordinates technical assistance visits with customer units to minimize maintenance problems.</li> <li>b. Coordinates maintenance support for tactical operations with customer units using FBCB2, wire, radio, or messenger.</li> <li>c. Verifies effectiveness of maintenance and repair parts supply support provided to customer units.</li> </ul>		

TASK PERFORMANCE/EVALUATION SUMMARY BLOCK							
ITERATION	1	2	3	4	5	M	TOTAL
TOTAL TASK STEPS EVALUATED							
TOTAL TASK STEPS "GO"							
TRAINING STATUS "GO"/"NO-GO"							

"\*" Indicates a leader task step.

**SUPPORTING INDIVIDUAL TASKS**

<b>References</b>	<b>Task Number</b>	<b>Task Title</b>
STP 9-63H34-SM-TG	091-309-0626	Supervise the Maintenance of Test, Measurement, and Diagnostic Equipment (TMDE)
	091-309-0704	Establish and Maintain the Army Maintenance Management System (TAMMS)
	091-309-0705	Maintain the Standard Army Maintenance Management System (SAMS)
	091-409-0617	Direct Preventive Maintenance Checks and Services (PMCS)
STP 9-915A-W1 Warrant	091-309-0626	Supervise the Maintenance of Test, Measurement, and Diagnostic Equipment (TMDE)
	091-309-0704	Establish and Maintain the Army Maintenance Management System (TAMMS)
	091-309-0705	Maintain the Standard Army Maintenance Management System (SAMS)

**OPFOR TASKS AND STANDARDS****NONE:**



TASK STEPS AND PERFORMANCE MEASURES	GO	NO-GO
<p>*2. Search and recovery team leader(s) supervise search, recovery, and evacuation operations. (STP 10-92M14-SM-TG: 101-515-2103, 101-515-2104)</p> <ul style="list-style-type: none"> <li>a. Brief search and recovery team(s) on operational procedures.</li> <li>b. Issue personal effects bags, human remains pouches, if available, and NBC agent tags.</li> <li>c. Assign areas of search to each team of which the sum equals the entire search area, as directed by the commander.</li> <li>d. Assign a portion of the search area to an individual team member.</li> <li>e. Monitor search and recovery team(s) operations for compliance with TSOP and the commander's guidance.</li> </ul> <p>3. Search and recovery team(s) conduct the search. (STP 10-92M14-SM-TG: 101-515-1104, 101-515-1603)</p> <ul style="list-style-type: none"> <li>a. Search assigned areas for remains and personal effects.</li> <li>b. Mark location of remains with pegs.</li> <li>c. Initiate FMC for each remains IAW AR 40-66 and FM 8-230 (medical personnel only).</li> <li>d. Prepare recovery site sketch indicating locations where remains and personal effects were found.</li> </ul> <p>4. Search and recovery team(s) recover remains. (STP 10-92M14-SM-TG: 101-515-1354, 101-515-1603)</p> <ul style="list-style-type: none"> <li>a. Inspect immediate area for booby traps and NBC contaminants.</li> <li>b. Perform procedures for initial identification.</li> <li>c. Attach to contagious remains a tag marked with a large "C", and the identity of each contagion and contaminant.</li> </ul> <p>NOTE: Remains found in a contaminated area are to be handled IAW procedures set forth in FM 10-63 and buried according to mass burial procedures.</p> <ul style="list-style-type: none"> <li>d. Attach personal effects to remains.</li> <li>e. Shroud remains with available materials.</li> <li>f. Prepare a sketch of the recovery site showing major landmarks.</li> <li>g. Prepare a map overlay of the recovery site using FBCB2 or manually.</li> <li>h. Coordinate evacuation of recovered remains to collection points with the support operations section.</li> </ul>		



TASK STEPS AND PERFORMANCE MEASURES	GO	NO-GO
<p>i. Forward SITREP IAW TSOP to the FSB Support Operations Section using FBCB2, radio, or messenger.</p> <p>5. Search and recovery team(s) transport remains.</p> <p>a. Verify that personal effects are attached to remains.</p> <p>b. Transport remains to a covered vehicle or aircraft.</p> <p>NOTE: Remains should not be transported in ambulance.</p> <p>* 6. Search and recovery team(s) leader supervises emergency burials. (STP 21-II-MQS: O3-5104.00-0007)</p> <p>a. Identify specific burial site in coordination with the FSB Support Operations Section using FBCB2, radio or messenger.</p> <p>b. Supervise grave marking IAW FM 10-63, TSOP, and current directives.</p> <p>c. Supervise the burial of all recovered remains and their personal effects.</p> <p>d. Report burial data to Support Operations Section using FBCB2, radio or messenger.</p> <p>7. Search and recovery team(s) perform emergency burials. (STP 21-II-MQS: O3-5104.00-0026)</p> <p>a. Prepare the grave site(s) IAW appropriate FM 10-63, TSOP, and current directives.</p> <p>b. Mark all grave sites IAW FM 10-63.</p> <p>c. Bury U.S., Allied, and enemy forces remains and personal effects in separate grave site(s).</p> <p>d. Bury contaminated remains in trenches separated from uncontaminated remains.</p>		

TASK PERFORMANCE/EVALUATION SUMMARY BLOCK							
ITERATION	1	2	3	4	5	M	TOTAL
TOTAL TASK STEPS EVALUATED							
TOTAL TASK STEPS "GO"							
TRAINING STATUS "GO"/"NO-GO"							

"\*" Indicates a leader task step.

**SUPPORTING INDIVIDUAL TASKS**

<b>References</b>	<b>Task Number</b>	<b>Task Title</b>
STP 10-92M14-SM-TG	101-515-1104	Search for Remains
	101-515-1354	Recover Remains
	101-515-1603	Assist with Recovery Site Sketch
	101-515-2103	Direct Search for Remains
	101-515-2104	Direct Recovery of Remains
	101-515-3602	Organize Search and Recovery Team Operations
STP 21-II-MQS	03-5104.00-0007	Supervise Graves Registration Support
	03-5104.00-0026	Plan Graves Registration Support

**OPFOR TASKS AND STANDARDS****NONE:**

**ELEMENT: COMPANY**

**TASK: RECEIVE RESUPPLY BY AIRDROP (DIGITIZED) (63-2-4514)**  
 (TM 10-500-7) (FM 63-20-1)

**ITERATION:** 1 2 3 4 5 M (Circle)

**COMMANDER/LEADER ASSESSMENT:** T P U (Circle)

**CONDITIONS:** The unit has analog and digital communications with higher HQ. The higher HQ OPORD with all annexes and overlays has been forwarded to the unit commander's digital device. The unit and higher HQ TSOPs are available. Since normal supply support transportation is unavailable, supplies and equipment are requested by airdrop. MHE and vehicles are requested. Airdrop of supplies and equipment may be preplanned or immediate. This task is performed under most environmental conditions, both day and night. The unit is subject to air, NBC, and ground Level I threat forces attack. Some iterations of this task should be performed in MOPP4.

**TASK STANDARDS:** Supplies and equipment are derigged and airdrop items are recovered IAW with the TSOP and OPORD. At MOPP4, resupply by airdrop is significantly degraded.

TASK STEPS AND PERFORMANCE MEASURES	GO	NO-GO
1. Unit HQ prepares requests for supplies and equipment by airdrop. <ul style="list-style-type: none"> <li>a. Identifies supplies and equipment needed. Forwards requests for additional supplies and equipment to higher HQ using FBCB2, radio, wire, or messenger.</li> <li>b. Identifies DZ.</li> <li>c. States date and time of airdrop on request.</li> <li>d. Forwards request for preplanned or immediate airdrop to higher HQ staff element using FBCB2, radio, wire, or messenger.</li> </ul> * 2. Commander, Support Operations Officer and element leaders develop airdrop supply and equipment receipt plan. <ul style="list-style-type: none"> <li>a. Designate a recovery officer and safety officer.</li> <li>b. Verify delivery time and location with higher HQ staff element using FBCB2, radio, wire, or messenger.</li> </ul>		

TASK STEPS AND PERFORMANCE MEASURES	GO	NO-GO
<ul style="list-style-type: none"> <li>c. Coordinate for DZ control with an Air Force combat control team or an Army pathfinder unit, through higher HQ staff element using FBCB2, radio, wire, or messenger.</li> <li>d. Prepare recovery and alternate plans.</li> <li>e. Identify the number of people, equipment, and vehicles required for the recovery of supplies and equipment.</li> <li>f. Coordinate transportation and MHE support with higher HQ staff element using FBCB2, radio, wire, or messenger.</li> <li>g. Identify safety procedures.</li> <li>h. Identify environmental stewardship procedures IAW FM 20-400 and TC 20-401.</li> <li>i. Brief personnel on the tactical situation, recovery plan, and alternate plans.</li> </ul> <p>3. Unit receives supplies and equipment.</p> <ul style="list-style-type: none"> <li>a. Secures DZ or AO.</li> <li>b. Derigs supplies and equipment.</li> <li>c. Records shortages.</li> <li>d. Identifies damaged items.</li> <li>e. Evacuates supplies and equipment.</li> <li>f. Retrieves airdrop rigging equipment.</li> <li>g. Buries or destroys airdrop rigging equipment that cannot be removed.</li> <li>h. Inspects the DZ or AO to make certain no serviceable airdrop equipment is left behind.</li> <li>i. Forwards airdrop equipment to nearest salvage collection point or other location as directed by the S4 section.</li> <li>j. Forwards SITREP to higher HQ staff elements using FBCB2, radio, wire, or messenger.</li> <li>k. Employ safety procedures.</li> <li>l. Employ environmental stewardship procedures IAW FM 20-400 and TC 20-401.</li> </ul>		

<b>TASK PERFORMANCE/EVALUATION SUMMARY BLOCK</b>							
<b>ITERATION</b>	<b>1</b>	<b>2</b>	<b>3</b>	<b>4</b>	<b>5</b>	<b>M</b>	<b>TOTAL</b>
TOTAL TASK STEPS EVALUATED							
TOTAL TASK STEPS "GO"							
TRAINING STATUS "GO"/"NO-GO"							

"\*" Indicates a leader task step.

**OPFOR TASKS AND STANDARDS**

**NONE:**

**ELEMENTS: COMPANY HEADQUARTERS**

**TASK: PROVIDE UNIT SUPPLY SUPPORT (DIGITIZED) (63-2-4515)**  
 (AR 710-2) (DA Pam 710-2-1) (FM 63-20-1)

**ITERATION:** 1 2 3 4 5 M (Circle)  
**COMMANDER/LEADER ASSESSMENT:** T P U (Circle)

**CONDITIONS:** The unit has analog and digital communications with higher HQ. The higher HQ OPORD with all annexes and overlays has been forwarded to the unit commander's digital device. The unit and higher HQ TSOPs are available. Unit HQ is receiving requests for supplies from subordinate elements. Equipment and supplies are arriving through supply channels, but additional supplies may be required. Extra small arms and ammunition are stored in the supply area. Supply support is a continuous task that is performed simultaneously with other support and operational tasks. This task is performed under all environmental conditions both day and night. The unit is subject to air, NBC, and ground Level I threat forces attack. Some iterations of this task should be performed in MOPP4.

**TASK STANDARDS:** Supplies, weapons, and ammunition requirements established by the TSOP and/or OPORD are on hand or coordinated for use, when needed. At MOPP4, unit supply support is reduced to minimum essential actions.

TASK STEPS AND PERFORMANCE MEASURES	GO	NO-GO
<p>* 1. Commander directs unit supply operations. (STP 21-II-MQS: O3-5101.00-0281, O3-5101.00-0284)</p> <ul style="list-style-type: none"> <li>a. Inspects supply records and status to ensure compliance with supply regulations, directives, and TSOP.</li> <li>b. Verifies ULLS-S4 input, records, and output for accuracy.</li> <li>c. Directs inventories of supplies and equipment to calculate assets on hand by using ULLS-S4-generated hand receipts and component of end item listings.</li> </ul> <p>NOTE: The commander prepares for inventories by having the supply sergeant access unit hand receipts and component listings from the ULLS-S4 main menu and printing out required reports.</p> <ul style="list-style-type: none"> <li>d. Updates the ULLS-S4 database using the annotated worksheets.</li> <li>e. Inspects unit equipment, weapons, and ammunition storage areas for compliance with supply regulations, directives, and TSOP.</li> </ul>		

TASK STEPS AND PERFORMANCE MEASURES	GO	NO-GO
<p>f. Directs issue of supplies and equipment IAW higher HQ guidance and/or TSOP sustainment controls.</p> <p>g. Forwards routine supply, weapons, and small arms ammunition requirements to higher HQ S4 section by inputting requests into ULLS-S4 and forwarding request data disks to the S4 section.</p> <p>h. Forward emergency supply requests to the higher HQ S4 section using FBCB2 and follow up with a supply request through ULLS-S4.</p> <p>* 2. Supply Sergeant supervises unit supply activities.</p> <p>a. Verifies supply due-in status from the ULLS-S4 document register.</p> <p>NOTE: The supply sergeant updates the ULLS-S4 document register regularly with status disks received from the SSA. The supply sergeant accesses the document register from the ULLS-S4 main menu to check statuses.</p> <p>b. Conducts inventories to calculate assets on hand using ULLS-S4 generated hand receipts and components of end-items listings.</p> <p>c. Develops supply storage plans.</p> <p>d. Monitors supply transactions to ensure compliance with established supply procedures.</p> <p>e. Supervises control of weapons and ammunition.</p> <p>f. Prepares input to Material Condition Status Reports maintained by the maintenance personnel by annotation of the ULLS-G generated equipment status sheets.</p> <p>g. Enforces safety procedures.</p> <p>h. Enforces environmental stewardship measures IAW FM 20-400 and TC 20-401.</p> <p>3. Unit HQ requests additional supplies.</p> <p>a. Collects requirements from elements using FBCB2.</p> <p>b. Calculate resupply requirements.</p> <p>c. Record requests on the ULLS-S4 document register.</p> <p>d. Forward resupply request to higher HQ S4section.</p> <p>4. Supply personnel receive supplies.</p> <p>a. Compare supply quantities and stock numbers requisitioned against quantities and stock numbers received.</p>		

<b>TASK STEPS AND PERFORMANCE MEASURES</b>	<b>GO</b>	<b>NO-GO</b>
b. Update the ULLS-S4 document register with quantities and date received, as well as any new status on partial shipments. NOTE: Update document register by accessing it from the ULLS-S4 main menu and changing appropriate data fields. c. Forward supplies to requesting element.		

<b>TASK PERFORMANCE/EVALUATION SUMMARY BLOCK</b>							
<b>ITERATION</b>	<b>1</b>	<b>2</b>	<b>3</b>	<b>4</b>	<b>5</b>	<b>M</b>	<b>TOTAL</b>
TOTAL TASK STEPS EVALUATED							
TOTAL TASK STEPS "GO"							
TRAINING STATUS "GO"/"NO-GO"							

"\*" Indicates a leader task step.

#### **SUPPORTING INDIVIDUAL TASKS**

<b>References</b>	<b>Task Number</b>	<b>Task Title</b>
STP 21-II-MQS	03-5101.00-0281	Direct the Preparation and Maintenance of Unit Supply Records
	03-5101.00-0284	Inspect Unit Supply Records

#### **OPFOR TASKS AND STANDARDS**

**NONE:**



**ELEMENT:** COMPANY

**TASK:** RECEIVE EXTERNAL SLING LOAD RESUPPLY (DIGITIZED) (63-2-4516)

(FM 55-450-1)

(FM 63-20-1)

**ITERATION:** 1 2 3 4 5 M (Circle)

**COMMANDER/LEADER ASSESSMENT:** T P U (Circle)

**CONDITIONS:** The unit has analog and digital communications with higher HQ. The higher HQ OPORD with all annexes and overlays has been forwarded to the unit commander's digital device. The unit and higher HQ TSOPs are available. The unit is alerted for incoming resupply by external sling load. Support Operations Section (if immediate resupply) or S4 section (if routine resupply) notifies the unit of the anticipated type and amount of supplies or equipment and the scheduled delivery time. The unit has personnel trained in sling load procedures. Helicopter(s) deliver supplies and/or equipment to a designated LZ near the unit position. The LZ is secured. Slings and allied materials may or may not be returned with delivery helicopter(s) to unit of origin. This task is performed under most environmental conditions, both day and night. The unit is subject to air, NBC, and ground Level I threat forces attack. Some iterations of this task should be performed in MOPP4.

**TASK STANDARDS:** Supplies and/or equipment are derigged and cleared from LZ IAW the unit TSOP or BN OPORD. At MOPP4, performance degradation factors increase sling load operation time.

TASK STEPS AND PERFORMANCE MEASURES	GO	NO-GO
* 1. Commander, Support Operations Officer and element leaders develop supplies and/or equipment receipt plan. <ul style="list-style-type: none"> <li>a. Maintain situational awareness using FBCB2 and radio.</li> <li>b. Verify quantity and type of supplies and/or equipment and delivery time with Support Operations Section or S4 Section using FBCB2 or radio.</li> <li>c. Coordinate landing zone security and location with Support Operations Section using FBCB2, radio, wire, or messenger.</li> <li>d. Appoint landing zone officer or NCO.</li> <li>e. Coordinate additional motor transport and special equipment requirements with S4 Section using FBCB2, radio, wire, or messenger.</li> </ul>		

TASK STEPS AND PERFORMANCE MEASURES	GO	NO-GO
<p>f. Assign appropriate number and composition of ground crew(s) based on tactical situation, type and quantity of cargo, and size of landing zone.</p> <p>g. Request required protective equipment from unit supply.</p> <p>h. Brief landing zone officer or NCO on tactical situation, size of operation, preparation and clearance of LZ, protective equipment, and safety precautions.</p> <p>* 2. Ground crew(s) perform LZ preparation activities. (STP 55-88H24-SM-TG: 551-716-3501)</p> <p>a. Remove all obstructions from LZ.</p> <p>b. Mark all unremovable obstructions.</p> <p>c. Clear all loose debris from the LZ.</p> <p>d. Set up all required visual markers.</p> <p>e. Position vehicles and other special equipment out of the LZ.</p> <p>f. Rehearse hand or arm and other visual signals.</p> <p>3. LZ officer/NCO supervises external sling load resupply operations. (STP 55-88H24-SM-TG: 551-716-3501)</p> <p>a. Identify wind direction and speed.</p> <p>b. Transmit wind direction and speed to incoming aircraft, as requested using radio systems.</p> <p>c. Identify aircraft approach direction.</p> <p>d. Prepare LZ emergency security and reaction plan.</p> <p>e. Identify ground crew(s) rendezvous or rally point(s).</p> <p>f. Secure all required LZ marking and personnel protection equipment.</p> <p>g. Organize ground crew team(s).</p> <p>h. Brief ground crew team(s) on tactical situation, size of operation, preparation, and clearance of LZ, emergency procedures, protective equipment, and safety precautions.</p> <p>i. Assign individual team members duties.</p> <p>j. Supervise derigging operations.</p> <p>k. Supervise loading of supplies and/or equipment on vehicles.</p> <p>l. Supervise LZ clearance activities.</p> <p>m. Enforce safety procedures.</p> <p>n. Enforce environmental stewardship procedures IAW FM 20-400 and TC 20-401.</p>		

TASK STEPS AND PERFORMANCE MEASURES	GO	NO-GO
<p>4. Ground crew(s) derigs external sling load supplies or equipment. (STP 55-88H24-SM-TG: 551-716-3501)</p> <ul style="list-style-type: none"> <li>a. Wear hearing and eye protection.</li> <li>b. Employ safety precautions.</li> <li>c. Employ visual signals to guide helicopter to derigging point.</li> <li>d. Ground static discharge probe to cargo hook.</li> <li>e. Release load from helicopter.</li> <li>f. Provide "affirmative" signal to pilot for lift-off when load is unhooked and clear of helicopter.</li> <li>g. Employ environmental stewardship procedures IAW FM 20-400 and TC 20-401.</li> </ul> <p>5. Ground crew(s) prepare slings and/or nets for air transport retrograde.</p> <ul style="list-style-type: none"> <li>a. Remove cargo sling and/or nets from supplies or equipment.</li> <li>b. Secure all slings and/or nets in a cargo net.</li> <li>c. Employ proper hand signals to guide helicopter into position.</li> <li>d. Ground static discharge probe to net rings.</li> <li>e. Connect sling equipment to helicopter cargo hook.</li> <li>f. Employ safety procedures.</li> <li>g. Employ environmental stewardship procedures IAW FM 20-400 and TC 20-401.</li> </ul> <p>6. Ground Crew(s) and Vehicle Operator(s) clear LZ.</p> <ul style="list-style-type: none"> <li>a. Load all supplies or equipment on vehicle(s).</li> <li>b. Load all slings and/or nets on vehicle(s).</li> <li>c. Remove all loose debris from LZ.</li> <li>d. Employ safety procedures.</li> <li>e. Employ environmental stewardship procedures IAW FM 20-400 and TC 20-401.</li> </ul>		

<b>TASK PERFORMANCE/EVALUATION SUMMARY BLOCK</b>							
<b>ITERATION</b>	<b>1</b>	<b>2</b>	<b>3</b>	<b>4</b>	<b>5</b>	<b>M</b>	<b>TOTAL</b>
TOTAL TASK STEPS EVALUATED							
TOTAL TASK STEPS "GO"							
TRAINING STATUS "GO"/"NO-GO"							

"\*" Indicates a leader task step.

**SUPPORTING INDIVIDUAL TASKS**

<b>References</b>	<b>Task Number</b>	<b>Task Title</b>
STP 55-88H24-SM-TG	551-716-3501	Supervise Helicopter External Sling Load Operations

**OPFOR TASKS AND STANDARDS**

**NONE:**

**ELEMENT: COMPANY**

**TASK: TREAT CASUALTIES (DIGITIZED) (63-2-4517)**  
 (FM 21-11) (AR 600-8-1) (FM 63-20-1)  
 (FM 8-10-6) (FM 8-285)

**ITERATION:** 1 2 3 4 5 M (Circle)

**COMMANDER/LEADER ASSESSMENT:** T P U (Circle)

**CONDITIONS:** The unit has analog and digital communications with higher HQ. The higher HQ OPORD with all annexes and overlays has been forwarded to the unit commander's digital device. The unit and higher HQ TSOPs are available. The unit has sustained casualties. The unit has no organic medical personnel. Threat force contact has been broken. Soldiers have been wounded and may have chemical contamination or non-battle injuries. Some unit personnel have been assigned the additional duty of combat lifesavers. Unit personnel are performing self-buddy aid and combat lifesavers are providing advance treatment until medical treatment personnel arrive. This task is performed simultaneously with other reorganization tasks. This task is performed under all environmental conditions both day and night. The unit is subject to air, NBC, and ground Level I threat forces attack. Some iterations of this task should be performed in MOPP4.

**TASK STANDARDS:** Unit personnel provide treatment for casualties IAW FM 21-11, FM 8-285, and combat lifesavers certification standards. At MOPP4, performance degradation factors increase the time required to provide treatment and limits the type of treatment provided.

TASK STEPS AND PERFORMANCE MEASURES	GO	NO-GO
* 1. Commander and leaders supervise treatment of casualties. (STP 21-I-MQS: 04-8310.00-3007) a. Develop treatment plan. b. Monitor treatment for compliance with FM 21-11 and to ensure all casualties are treated. c. Direct employment of combat lifesavers to treat casualties. d. Report casualties, as required using FBCB2, radio, wire, or messenger. e. Coordinate replenishment of Class VIII supplies with the supporting unit IAW the TSOP using FBCB2, radio, wire, or messenger. f. Direct the distribution of Class VIII supplies and equipment IAW the TSOP.		

TASK STEPS AND PERFORMANCE MEASURES	GO	NO-GO
<p>g. Enforce QC procedures for Class VIII items issued to control team elements.</p> <p>2. Unit elements survey each casualty.</p> <ol style="list-style-type: none"> <li>a. Check for responsiveness.</li> <li>b. Check for breathing.</li> <li>c. Check for bleeding.</li> <li>d. Check for head injury.</li> <li>e. Check for shock.</li> <li>f. Check for fractures, to include cervical spine and back fractures.</li> <li>g. Check for burns.</li> </ol> <p>3. Unit elements administer life-saving treatment.</p> <ol style="list-style-type: none"> <li>a. Clear all objects from throat of casualty.</li> <li>b. Use jaw thrust method to open airway if cervical spine injury is suspected.</li> <li>c. Perform mouth-to-mouth resuscitation to restore casualty's breathing IAW CPR procedures.</li> </ol> <p>4. Unit elements control hemorrhage.</p> <ol style="list-style-type: none"> <li>a. Apply manual direct pressure to wound.</li> <li>b. Elevate extremities.</li> <li>c. Apply pressure dressing to wound.</li> <li>d. Apply digital pressure to pressure points</li> <li>e. Apply tourniquet as last resort.</li> </ol> <p>5. Unit elements dress wounds.</p> <ol style="list-style-type: none"> <li>a. Apply occlusive dressing to an open chest wound, if possible.</li> <li>b. Apply dressing to an open abdominal wound.</li> <li>c. Apply dressing to an open head wound.</li> </ol> <p>6. Unit elements splint suspected fractures.</p> <ol style="list-style-type: none"> <li>a. Employ available materials to splint injury</li> <li>b. Splint fracture in position found.</li> <li>c. Restrict movement of extremities.</li> <li>d. Check circulation for impairment.</li> </ol> <p>7. Unit elements treat casualties with burns.</p> <ol style="list-style-type: none"> <li>a. Extinguish thermal burn agents.</li> <li>b. Remove chemical burn agent(s).</li> <li>c. Eliminate electrical burn source.</li> <li>d. Uncover burn unless stuck to clothing or a chemical environment exists.</li> <li>e. Apply field dressing.</li> </ol>		

TASK STEPS AND PERFORMANCE MEASURES	GO	NO-GO
<p>8. Unit elements treat environmental injuries.</p> <ul style="list-style-type: none"> <li>a. Administer first aid for heat injuries.</li> <li>b. Administer first aid for heat stroke</li> <li>c. Administer first aid for frostbite.</li> </ul> <p>9. Unit elements treat chemical casualties.</p> <ul style="list-style-type: none"> <li>a. Take immediate protective steps to protect self and warn others IAW FM 8-285.</li> <li>b. Protect casualty from further contamination.</li> <li>c. Administer nerve agent antidote IAW FM 21-11 and FM 8-285.</li> <li>d. Decontaminate casualty IAW FM 8-285, if necessary.</li> </ul> <p>10. Unit elements prevent shock.</p> <ul style="list-style-type: none"> <li>a. Position casualty in the correct anti-shock position IAW FM 21-11.</li> <li>b. Loosen clothing and equipment.</li> <li>c. Prevent casualty from chilling and overheating.</li> <li>d. Calm casualty by reassuring him.</li> </ul> <p>11. Unit combat lifesavers perform advanced treatment.</p> <ul style="list-style-type: none"> <li>a. Evaluate casualty for condition and type treatment needed.</li> <li>b. Measure casualty's vital signs.</li> <li>c. Record casualty's vital signs.</li> </ul> <p>NOTE: Vital signs are monitored throughout treatment for abnormalities and required immediate action.</p> <ul style="list-style-type: none"> <li>d. Insert oropharyngeal airway in an unconscious casualty.</li> <li>e. Apply a splint to a fractured limb.</li> <li>f. Administer first aid to chemical agent casualties.</li> <li>g. Initiate an intravenous infusion for hypovolemic shock.</li> <li>h. Identify environmental injuries.</li> <li>i. Treat environmental injuries.</li> <li>j. Manage BF casualties.</li> </ul>		

<b>TASK PERFORMANCE/EVALUATION SUMMARY BLOCK</b>							
<b>ITERATION</b>	<b>1</b>	<b>2</b>	<b>3</b>	<b>4</b>	<b>5</b>	<b>M</b>	<b>TOTAL</b>
TOTAL TASK STEPS EVALUATED							
TOTAL TASK STEPS "GO"							
TRAINING STATUS "GO"/"NO-GO"							

"\*" Indicates a leader task step.

### **SUPPORTING INDIVIDUAL TASKS**

<b>References</b>	<b>Task Number</b>	<b>Task Title</b>
STP 21-I-MQS	04-8310.00-3007	Evaluate a Casualty

### **OPFOR TASKS AND STANDARDS**

**NONE:**



**ELEMENT: COMPANY**

**TASK: DESTROY SUPPLIES AND EQUIPMENT (DIGITIZED) (63-2-4522)**  
 (TM 750-244-6) (FM 3-4) (FM 3-5)  
 (TM 750-244-2) (TM 750-244-7)

**ITERATION:** 1 2 3 4 5 M (Circle)

**COMMANDER/LEADER ASSESSMENT:** T P U (Circle)

**CONDITIONS:** The unit has analog and digital communications with higher HQ. The higher HQ OPORD with all annexes and overlays has been forwarded to the unit commander's digital device. The unit and higher HQ TSOPs are available. A threat force penetration of the unit's position is estimated to occur within a specified period of time. Initial hasty displacement preparations were made during the defense buildup. Destruction of supplies and equipment was previously coordinated with higher HQ staff element and EOD personnel. The commander is ordered to evacuate the position and destroy or disable those items the unit cannot evacuate. Unit and higher HQ TSOP, destruction plan, applicable publications, supplies, and equipment are available. This task is performed under all environmental conditions, both day and night. The unit is subject to air, NBC, and ground Level I threat forces attack. Some iterations of this task should be performed in MOPP4.

**TASK STANDARDS:** The unit evacuates its position within the time specified by the higher HQ staff element and destroys or disables selected supplies, equipment, documents, COMSEC/IEW equipment and other critical items that cannot be evacuated. At MOPP4, performance degradation factors increase the time required to destroy supplies and equipment.

TASK STEPS AND PERFORMANCE MEASURES	GO	NO-GO
* 1. Commander directs selected supplies and equipment be destroyed or disabled <ul style="list-style-type: none"> <li>a. Identifies critical equipment that must be destroyed or disabled.</li> <li>b. Prioritizes destruction and disablement of selected equipment based on its value to the enemy.</li> <li>c. Briefs platoon and section leaders on situation and destruction priorities.</li> <li>d. Follows guidelines contained in the destruction plan, company and battalion TSOPs, and EOD or engineer publications.</li> <li>e. Assigns tasks and responsibilities.</li> </ul>		

TASK STEPS AND PERFORMANCE MEASURES	GO	NO-GO
<ul style="list-style-type: none"> <li>f. Consolidates requests for EOD or engineer support received from the platoons and sections.</li> <li>g. Requests EOD or engineer support through S2/S3 Section, as required.</li> <li>h. Consolidates destruction reports received from the platoons and sections.</li> <li>i. Provides consolidated destruction report to S2/S3 Section IAW TSOP.</li> <li>j. Enforces environmental stewardship procedures IAW FM 20-400 and TC 20-401.</li> <li>k. Enforces safety procedures</li> </ul> <p>* 2. Platoon and section leaders supervise destruction or disabling of supplies and equipment.</p> <ul style="list-style-type: none"> <li>a. Identify supplies and equipment to be destroyed or disabled.</li> <li>b. Identify destruction or disabling method.</li> <li>c. Direct destruction or disabling of supplies and equipment.</li> <li>d. Enforces environmental stewardship procedures IAW FM 20-400 and TC 20-401.</li> <li>e. Enforce safety procedures.</li> </ul> <p>3. Platoon and section personnel destroy or disable tracked and wheeled vehicles (to include construction equipment).</p> <ul style="list-style-type: none"> <li>a. Drain the engine oil.</li> <li>b. Drain equipment hydraulic systems and cut hydraulic hoses.</li> <li>c. Slash all tires.</li> <li>d. Run engines until they seize, as applicable.</li> <li>e. Burn hoses, belts, etc., as applicable.</li> <li>f. Destroy vital elements, such as the gearbox, starter, engine block, transmission, instrument panel, and any communication equipment.</li> <li>g. Employ environmental stewardship procedures IAW FM 20-400 and TC 20-401.</li> <li>h. Employ safety procedures.</li> </ul> <p>4. Platoon and section personnel destroy or disable all critical supplies, equipment, and COMSEC/IEW materiel.</p> <ul style="list-style-type: none"> <li>a. Record all COMSEC/IEW materiel identified for destruction or disablement.</li> <li>b. Destroy communication components.</li> </ul>		

TASK STEPS AND PERFORMANCE MEASURES	GO	NO-GO
<p>c. Burn COMSEC/IEW codes, keys, and any other perishable classified items.</p> <p>d. Destroy TMs and other documents IAW TSOP.</p> <p>e. Destroy supplies IAW appropriate TM and TSOP.</p> <p>f. Destroy or render equipment inoperative IAW appropriate TM.</p> <p>g. Employ safety procedures.</p> <p>* 5. Platoon and section leaders arrange for destruction of supplies and equipment with explosives.</p> <p>a. Identify items for destruction.</p> <p>b. Estimate type and amount of explosive material required.</p> <p>c. Provide commander with explosive material requirement estimate.</p> <p>d. Request EOD or engineer support, through commander, as required.</p> <p>* 6. Platoon and section leaders submit status reports to the commander.</p> <p>a. Submit report of supply items destroyed by class of supply.</p> <p>b. Submit report of tracked and wheeled vehicles, construction equipment, and special purpose vehicles destroyed or disabled.</p> <p>c. Submit report of radios and other communication equipment destroyed or disabled.</p> <p>d. Report status of COMSEC/IEW items destroyed.</p> <p>e. Submit report of platoon and section's capability to continue with assigned missions.</p>		

TASK PERFORMANCE/EVALUATION SUMMARY BLOCK							
ITERATION	1	2	3	4	5	M	TOTAL
TOTAL TASK STEPS EVALUATED							
TOTAL TASK STEPS "GO"							
TRAINING STATUS "GO"/"NO-GO"							

"\*" Indicates a leader task step.

**OPFOR TASKS AND STANDARDS**

**NONE:**



<b>TASK STEPS AND PERFORMANCE MEASURES</b>	<b>GO</b>	<b>NO-GO</b>
h. Enforce safety procedures IAW FM 20-400 and TC 20-401. i. Enforce environmental stewardship procedures IAW FM 20-400 and TC 20-401.  2. Platoon HQ performs platoon defensive functions. (STP 21-II-MQS: O1-5700.02-0001, O1-5767.02-0001, O4-3301.02-0012, O4-3303.02-0014, S3-9001.18-0002) a. Coordinate platoon defense with adjacent platoons using FCB2, radio, wire, or messenger. b. Check platoon sector for proper camouflage. c. Supervise manning of platoon defensive positions. d. Enforce safety procedures IAW TSOP and publications. e. Enforce environmental stewardship procedures IAW TSOP and TC 20-401.  * 3. Platoon HQ supervises operation of platoon sections. (STP 21-II-MQS: O1-4965.90-0001, O3-4966.90-0010, O3-9001.14-0002, O3-9003.02-0001) a. Supervise unit internal production control. b. Provide technical assistance to repairers. c. Coordinate repair section operations with the Maintenance Control Section. d. Enforce safety standards IAW TSOP and publications. e. Enforce environmental stewardship procedures IAW FM 20-400 and TC 20-401.		

<b>TASK PERFORMANCE/EVALUATION SUMMARY BLOCK</b>							
<b>ITERATION</b>	<b>1</b>	<b>2</b>	<b>3</b>	<b>4</b>	<b>5</b>	<b>M</b>	<b>TOTAL</b>
TOTAL TASK STEPS EVALUATED							
TOTAL TASK STEPS "GO"							
TRAINING STATUS "GO"/"NO-GO"							

"\*" Indicates a leader task step.

### **SUPPORTING INDIVIDUAL TASKS**

<b>References</b>	<b>Task Number</b>	<b>Task Title</b>
STP 21-II-MQS	O1-4965.90-0001	Supervise Unit Maintenance Operations

**SUPPORTING INDIVIDUAL TASKS**

<b>References</b>	<b>Task Number</b>	<b>Task Title</b>
	O1-5700.02-0001	Enforce Platoon and Company Communications Security Measures
	O1-5767.02-0001	Conduct Electronic Counter-Counter Measures
	O3-4966.90-0010	Supervise Preventive Maintenance Checks and Services
	O3-9001.14-0002	Motivate Subordinates to Accomplish Unit Missions
	O3-9003.02-0001	Manage Accident Risk in Unit Operations
	O3-9003.03-0001	Supervise the Management of Accident Risk in Unit Operations
	O3-9080.10-1002	Administer Military Justice at Platoon or Section Level
	O4-3301.02-0012	Defend a Platoon Position
	O4-3303.02-0014	Prepare Platoon or Company Combat Orders
	S3-9001.18-0002	Minimize Combat Stress

**OPFOR TASKS AND STANDARDS**

**NONE:**

**ELEMENT: DIRECT SUPPORT MAINTENANCE PLATOON HEADQUARTERS**

**TASK: SUPERVISE DIRECT SUPPORT MAINTENANCE PLATOON OPERATIONS (DIGITIZED) (63-2-4545)**

(FM 9-43-1) (FM 63-20-1) (FM 63-21-1)  
 (FM 63-23-2) (FM 9-43-2)

**ITERATION:** 1 2 3 4 5 M (Circle)

**COMMANDER/LEADER ASSESSMENT:** T P U (Circle)

**CONDITIONS:** The has analog and digital communications with MCS, Support Operations and supported units. The unit and higher HQ OPORDs with all annexes and overlays have been forwarded to the Platoon Leader's digital device. The unit and higher HQ TSOPs are available. The platoon is providing maintenance to supported units. The platoon receives messages from higher, adjacent, and lower echelons by radio, telephone, courier, and FBCB2. This task is performed under all environmental conditions, both day and night. The unit is subject to air, NBC, and ground Level I threat forces attack. Some iterations of this task should be performed in MOPP4.

**TASK STANDARDS:** Maintenance is provided IAW TSOP and commander's guidance. Reports to company headquarters are accurate and timely. At MOPP4, performance degradation factors increase time required to supervise maintenance functions.

TASK STEPS AND PERFORMANCE MEASURES	GO	NO-GO
* 1. Platoon HQ performs platoon administrative functions. (STP 21-II-MQS: O1-5700.02-0001, O1-5767.02-0001, O3-9001.13-0001, O3-9001.14-0002, O3-9003.03-0001, O3-9080.10-1002, STP 21-I-MQS: O4-3303.02-0014) a. Inspect platoon members for proper uniform and equipment. b. Inspect platoon living area for cleanliness. c. Monitor control of weapons and ammunition for security and accountability. d. Supervise PMCS on all organic platoon equipment. e. Coordinate platoon activities with company headquarters. f. Enforce OPSEC measures. g. Provide daily personnel and equipment status reports to company HQ using FBCB2, radio, wire, or messenger. h. Enforce safety procedures IAW TSOP and publications.		



TASK STEPS AND PERFORMANCE MEASURES	GO	NO-GO
<p>i. Enforce environmental stewardship procedures IAW FM 20-400 and TC 20-401.</p> <p>2. Platoon HQ performs platoon defensive functions. (STP 21-II-MQS: O3-9003.03-0001, O4-3301.02-0012)</p> <p>a. Coordinate platoon defense with adjacent platoons using FBCB2, radio, wire, or messenger.</p> <p>b. Check platoon sector for proper camouflage.</p> <p>c. Supervise manning of platoon defensive positions.</p> <p>d. Enforce safety procedures IAW TSOP and publications.</p> <p>e. Enforce environmental stewardship procedures IAW FM 20-400 and TC 20-401.</p> <p>* 3. Platoon HQ supervises operation of platoon sections. (STP 21-II-MQS: O3-4995.90-0010, O3-9001.13-0001, O3-9001.14-0002, O3-9003.03-0001, STP 9-63H34-SM-TG: 091-309-0638, 091-409-0608, 091-409-0621, 091-409-0626, STP 9-915A-W1 Warrant: 091-309-0638)</p> <p>a. Supervise unit internal production control.</p> <p>b. Provide technical assistance to repairers.</p> <p>c. Coordinate repair section operations with the Maintenance Control Section.</p> <p>d. Enforce safety standards IAW TSOP and publications.</p> <p>e. Enforce environmental stewardship procedures IAW FM 20-400 and TC 20-401.</p>		

TASK PERFORMANCE/EVALUATION SUMMARY BLOCK							
ITERATION	1	2	3	4	5	M	TOTAL
TOTAL TASK STEPS EVALUATED							
TOTAL TASK STEPS "GO"							
TRAINING STATUS "GO"/"NO-GO"							

"\*" Indicates a leader task step.

**SUPPORTING INDIVIDUAL TASKS**

References	Task Number	Task Title
STP 21-II-MQS	O1-5700.02-0001	Enforce Platoon and Company Communications Security Measures

**SUPPORTING INDIVIDUAL TASKS**

<b>References</b>	<b>Task Number</b>	<b>Task Title</b>
	O1-5767.02-0001	Conduct Electronic Counter-Counter Measures
	O3-4995.90-0010	Direct Vehicle and Equipment Recovery Operations
	O3-9001.13-0001	Solve Problems Using the Military Problem Solving Process
	O3-9001.14-0002	Motivate Subordinates to Accomplish Unit Missions
	O3-9003.03-0001	Supervise the Management of Accident Risk in Unit Operations
	O3-9080.10-1002	Administer Military Justice at Platoon or Section Level
	O4-3301.02-0012	Defend a Platoon Position
STP 21-I-MQS	O4-3303.02-0014	Prepare Platoon or Company Combat Orders
STP 9-63H34-SM-TG	091-309-0638	Supervise Operator Maintenance of Recovery Equipment (DS/GS)
	091-409-0608	Supervise a Shop Safety Program
	091-409-0621	Supervise the Organization and Deployment of Maintenance Teams
	091-409-0626	Supervise the Planning of Work Flow
STP 9-915A-W1 Warrant	091-309-0638	Supervise Operator Maintenance Of Recovery Equipment (DS/GS)

**OPFOR TASKS AND STANDARDS****NONE:**

- ELEMENTS:** BASE SHOP PLATOON  
 FORWARD REPAIR PLATOON  
 DIRECT SUPPORT MAINTENANCE PLATOON  
 HEADQUARTERS  
 AUTOMOTIVE/TRACK VEHICLE REPAIR SECTION  
 GROUND SUPPORT EQUIPMENT REPAIR SECTION  
 ARMAMENT REPAIR SECTION  
 CAVALRY SYSTEM SUPPORT TEAM  
 MAINTENANCE CONTROL SECTION  
 COMMUNICATIONS/ELECTRONICS REPAIR SECTION  
 LCMS REPAIR SECTION

**TASK:** CONDUCT DS MAINTENANCE OPERATIONS (DIGITIZED) (63-2-4555)  
 (FM 9-43-1) (DA Pam 738-750) (FM 63-21-1)  
 (FM 63-23-2) (FM 9-43-2)

**ITERATION:** 1 2 3 4 5 M (Circle)  
**COMMANDER/LEADER ASSESSMENT:** T P U (Circle)

**CONDITIONS:** The unit has analog and digital communications with higher headquarters. The higher HQ OPORD with all annexes and overlays has been forwarded to the unit commander's digital device. The company is directed to conduct DS maintenance operations in support of designated units. The maintenance control section obtains all parts necessary to repair the equipment and distributes assignments to appropriate repair section. Priorities for repair are set by the maintenance control section based on guidance from the Support Operations. SOPs and required technical publications are available. This task is performed under all environmental conditions, both day and night. The unit is subject to air, NBC, and ground Level I threat forces attack. Some iterations of this task should be performed in MOPP4.

**TASK STANDARDS:** Required DS repairs are accomplished IAW appropriate TM standards. Maintenance management and administrative procedures are performed IAW the maintenance internal SOP.

TASK STEPS AND PERFORMANCE MEASURES	GO	NO-GO
1. Platoon HQ directs DS operations. (STP 9-63H34-SM-TG: 091-309-8000, 091-409-0608, 091-409-0621, 091-409-0626, 091-409-0643, 091-409-0645, 091-409-0677, 091-409-8000, STP 9-915A-W1 Warrant: 091-309-8000) a. Monitors repair sections' workload.		

TASK STEPS AND PERFORMANCE MEASURES	GO	NO-GO
<p>b. Ensures manpower and other needed assets are available to support the maintenance mission.</p> <p>c. Coordinates maintenance activities between repair sections and the Maintenance Control Section.</p> <p>* 2. Section chief supervises respective shop operations. (01-4656.04-0006, 091-499-3001/3007/4062) (STP 9-63H34-SM-TG: 091-309-8000, 091-409-0608, 091-409-0621, 091-409-0626, 091-409-0636, 091-409-0677, STP 9-915A-W1 Warrant: 091-309-8000)</p> <p>a. Coordinates repair section operations with maintenance control section to ensure highest priority jobs are completed first.</p> <p>b. Supervises internal production control procedures to monitor workflow.</p> <p>c. Provides technical assistance to repairers</p> <p>d. Maintains accountability of tools and test equipment to minimize pilferage.</p> <p>e. Coordinates through Maintenance Control Section to perform BDAR, when required.</p> <p>f. Requests necessary resources to perform the repairs.</p> <p>g. Enforces safety procedures IAW TSOP and publications.</p> <p>h. Enforces environmental stewardship IAW FM 20-400 and TC 20-401.</p> <p>3. Repair sections perform repairs.</p> <p>a. Determine repair actions IAW appropriate technical publications.</p> <p>b. Request approval through section chief to perform BDAR, when required.</p> <p>c. Perform BDAR actions IAW appropriate BDAR publication when established repair procedures cannot be used.</p> <p>d. Perform safety procedures IAW TSOP and publications.</p> <p>e. Perform environmental stewardship IAW FM 20-400 and TC 20-401.</p>		

<b>TASK PERFORMANCE / EVALUATION SUMMARY BLOCK</b>							
<b>ITERATION</b>	<b>1</b>	<b>2</b>	<b>3</b>	<b>4</b>	<b>5</b>	<b>M</b>	<b>TOTAL</b>
TOTAL TASK STEPS EVALUATED							
TOTAL TASK STEPS "GO"							
TRAINING STATUS "GO"/"NO-GO"							

"\*" indicates a leader task step.

**SUPPORTING INDIVIDUAL TASKS**

<b>References</b>	<b>Task Number</b>	<b>Task Title</b>
STP 9-63H34-SM-TG	091-309-8000	Supervise Battlefield Damage Assessment and Repair (BDAR)
	091-409-0608	Supervise a Shop Safety Program
	091-409-0621	Supervise the Organization and Deployment of Maintenance Teams
	091-409-0626	Supervise the Planning of Work Flow
	091-409-0636	Supervise Operational Records
	091-409-0643	Direct Recovery and Evacuation Operations (DS/GS)
	091-409-0645	Direct Defense of Maintenance Platoon
	091-409-0677	Supervise Maintenance Collection Point Operation
	091-409-8000	Manage Battlefield Damage Assessment and Repair (BDAR)
	STP 9-915A-W1 Warrant	091-309-8000

**OPFOR TASKS AND STANDARDS**

**NONE:**

**ELEMENTS:** BATTALION MAINTENANCE PLATOON HEADQUARTERS  
 BATTALION MAINTENANCE SECTION  
 MAINTENANCE CONTROL SECTION

**TASK:** CONDUCT UNIT-LEVEL MAINTENANCE OPERATIONS (DIGITIZED)  
 (63-2-4564)

(FM 9-43-1) (DA Pam 738-750) (FM 3-4)  
 (FM 63-23-2) (FM 9-43-2)

**ITERATION:** 1 2 3 4 5 M (Circle)

**COMMANDER/LEADER ASSESSMENT:** T P U (Circle)

**CONDITIONS:** The unit has analog and digital communications with higher headquarters. The higher HQ OPORD with all annexes and overlays are available. The unit is participating in field operations. Unit provides unit-level maintenance for organic and supported unit weapons, equipment, and vehicles. Vehicle and equipment operators are available to perform PMCS. Some weapons, equipment, and vehicles may be inoperable. The unit TSOP is available. The commander has developed a maintenance plan. Some iterations of this task should be performed in MOPP4.

**TASK STANDARDS:** Unit and supported unit's weapons, equipment, and vehicles are maintained IAW appropriate LO's, TM's, TSOP, and the commander's guidance. At MOPP Level 4, performance degradation factors increase completion times of maintenance activities.

TASK STEPS AND PERFORMANCE MEASURES	GO	NO-GO
* 1. Company HQ directs unit maintenance program. (STP 9-63H34-SM-TG: 091-409-0608) <ul style="list-style-type: none"> <li>a. Monitors implementation of unit maintenance program.</li> <li>b. Identifies unit operational readiness levels by reviewing vehicle and equipment status reports (current 5988E).</li> <li>c. Approves use of controlled exchange when required repair parts are not available.</li> <li>d. Approves repairs using BDAR procedures when established repair procedures cannot be used.</li> <li>e. Coordinates maintenance assistance from supporting maintenance element(s).</li> <li>f. Checks materiel condition status report for accuracy and completeness (current AMSS).</li> <li>g. Identifies current or anticipated maintenance problems to minimize their impact on unit readiness.</li> </ul>		

TASK STEPS AND PERFORMANCE MEASURES	GO	NO-GO
<ul style="list-style-type: none"> <li>h. Coordinates resolution of maintenance problems with the supporting maintenance element.</li> <li>i. Forwards materiel condition status reports to higher HQ staff element.</li> <li>j. Enforces safety procedures IAW TSOP and publications.</li> <li>k. Enforces environmental stewardship measures IAW FM 20-400 and TC 20-401.</li> </ul> <p>* 2. Unit leaders supervise operator maintenance.</p> <ul style="list-style-type: none"> <li>a. Monitor performance of PMCS.</li> <li>b. Inspect vehicles, weapons, and equipment to ensure that operators perform correct PMCS.</li> <li>c. Monitor 5988E for parts received, not installed.</li> <li>d. Request approval for BDAR from commander.</li> <li>e. Maintain maintenance status of vehicles, weapons, and equipment.</li> <li>f. Enforce safety procedures IAW TSOP and publications.</li> <li>g. Enforce environmental stewardship measures IAW FM 20-400 and TC 20-401.</li> </ul> <p>3. Unit personnel perform operator maintenance.</p> <ul style="list-style-type: none"> <li>a. Perform PMCS IAW appropriate TMs.</li> <li>b. Notify supervisor of maintenance problems beyond operator's capabilities.</li> <li>c. Assist maintenance team with repairs and services.</li> <li>d. Employ safety procedures IAW TSOP and publications.</li> <li>e. Employ environmental protective measures IAW FM 20-400 and TC 20-401.</li> </ul> <p>4. Unit Maintenance Section conducts transactions with DS maintenance support organization.</p> <ul style="list-style-type: none"> <li>a. Corrects all operator level maintenance deficiencies.</li> <li>b. Requests repair using 5990E, Work Order Request.</li> <li>c. Verifies completion of repairs.</li> <li>d. Closes out job order.</li> </ul>		

<b>TASK PERFORMANCE / EVALUATION SUMMARY BLOCK</b>							
<b>ITERATION</b>	<b>1</b>	<b>2</b>	<b>3</b>	<b>4</b>	<b>5</b>	<b>M</b>	<b>TOTAL</b>
TOTAL TASK STEPS EVALUATED							
TOTAL TASK STEPS "GO"							
TRAINING STATUS "GO"/"NO-GO"							

"\*" indicates a leader task step.

### SUPPORTING INDIVIDUAL TASKS

<b>References</b>	<b>Task Number</b>	<b>Task Title</b>
STP 9-63H34-SM-TG	091-409-0608	Supervise a Shop Safety Program

### OPFOR TASKS AND STANDARDS

**NONE:**



**ELEMENT: COMPANY**

**TASK: PLAN UNIT MOVE (DIGITIZED) (63-2-4001)**  
 (FM 55-30) (FM 3-4) (FM 63-20-1)

**ITERATION:** 1 2 3 4 5 M (Circle)

**COMMANDER/LEADER ASSESSMENT:** T P U (Circle)

**CONDITIONS:** The unit has analog and digital communications with higher HQ. The higher HQ OPORD with all annexes and overlays has been forwarded to the unit commander's digital device. The unit and higher HQ TSOPs are available. The unit receives a warning notice from higher HQ of a tentative relocation. A warning order with more details is received prior to completion of this task. Higher HQ staff element coordinates external support requirements. Tentative new areas forward and rear have been provided by higher HQ staff element in the contingency plans. Movement can occur in a field or MOUT environment. After movement analysis, the commander assembles key leaders who provide current personnel and equipment status reports. The TSOP with movement readiness levels and the current loading plans are available. Higher HQ staff element issues maps with tentative locations. Situations may cause the unit to echelon its displacement. Support is required at the old site until the new site is operational. This task is performed under all environmental conditions, both day and night. The unit is subject to air, NBC and ground Level I threat forces attack. Some iterations of this task should be performed in MOPP4.

**TASK STANDARDS:** The displacement plan is completed based on movement procedures and policies in the TSOP, warning order, and movement order. At MOPP4, performance degradation factors increase planning completion time.

TASK STEPS AND PERFORMANCE MEASURES	GO	NO-GO
* 1. Commander conducts analysis of the movement. <ul style="list-style-type: none"> <li>a. Identifies all specified and implied movement tasks in the warning notice.</li> <li>b. Identifies all documented relocation policies and procedures required from the higher HQ TSOP and movement order, and the unit TSOP.</li> <li>c. Lists all essential tasks required to relocate the unit in one or more lifts.</li> <li>d. Identifies all movement constraints that can be identified by FBCB2 tactical map or a map reconnaissance of possible routes from old to new site.</li> </ul>		

TASK STEPS AND PERFORMANCE MEASURES	GO	NO-GO
<p>e. Issues warning notice to all the unit's subordinate elements using FBCB2, radio, wire, or messenger.</p> <p>2. Unit HQ coordinates for additional support requirements.</p> <p>a. Coordinates convoy marking equipment, vehicles, and other equipment requirements with higher HQ staff element.</p> <p>b. Coordinates tactical information and security requirements with higher HQ staff element using FBCB2, radio, wire, or messenger.</p> <p>c. Coordinates CHS requirements with higher HQ staff element using FBCB2, radio, wire, or messenger.</p> <p>3. Unit HQ prepares and briefs the stay-behind party plan.</p> <p>a. Coordinates stay-behind party requirements with higher HQ staff element.</p> <p>b. Identifies stay-behind party leader and composition based on higher HQ staff element requirements.</p> <p>c. Identifies all operational limitations and security requirements in coordination with higher HQ staff element.</p> <p>d. Designates assembly area location for stay-behind party that provides cover and concealment and does not interfere with departure of the main body from the area.</p> <p>e. Briefs stay-behind party leader on the party scenario, operational and security requirements, communications, and site close-down procedures.</p> <p>f. Forwards location(s) of stay-behind facilities to higher HQ staff element using FBCB2, radio, wire, or messenger.</p> <p>* 4. Commander and unit leaders prepare a displacement plan. (STP 21-II-MQS: O1-7300.75-0500)</p> <p>a. Calculate unit's operational readiness level by using all vehicle, equipment, and personnel status reports.</p> <p>b. Coordinate repair of inoperable vehicles and equipment and repair time restrictions with the unit's maintenance section.</p> <p>NOTE: This measure only applies to those units with a maintenance section.</p> <p>c. List sequentially all tasks required to relocate the unit.</p> <p>d. List all equipment required to relocate the unit.</p> <p>e. Assign time limitations for the completion of each relocation task.</p>		

<b>TASK STEPS AND PERFORMANCE MEASURES</b>	<b>GO</b>	<b>NO-GO</b>
f. Adjust load plans to accommodate current operational readiness levels. g. Designate personnel and equipment for advance/quartering and reconnaissance parties. h. Assign all relocation tasks to specific elements. i. Designate uniform and equipment requirements for road march. j. Designate the convoy commander to control unit elements from SP to RP. k. Brief relocation plan to higher HQ staff element. l. Brief all unit personnel on relocation plan.		

<b>TASK PERFORMANCE/EVALUATION SUMMARY BLOCK</b>							
<b>ITERATION</b>	<b>1</b>	<b>2</b>	<b>3</b>	<b>4</b>	<b>5</b>	<b>M</b>	<b>TOTAL</b>
TOTAL TASK STEPS EVALUATED							
TOTAL TASK STEPS "GO"							
TRAINING STATUS "GO"/"NO-GO"							

"\*" Indicates a leader task step.

**SUPPORTING INDIVIDUAL TASKS**

<b>References</b>	<b>Task Number</b>	<b>Task Title</b>
STP 21-II-MQS	O1-7300.75-0500	Plan Convoy Operations

**OPFOR TASKS AND STANDARDS**

NONE:

**ELEMENT:** COMPANY

**TASK:** PLAN OCCUPATION OF NEW AREA OF OPERATIONS (DIGITIZED)  
(63-2-4007)

(FM 63-20-1)

(FM 21-26)

(FM 3-4)

**ITERATION:** 1 2 3 4 5 M (Circle)

**COMMANDER/LEADER ASSESSMENT:** T P U (Circle)

**CONDITIONS:** The unit has analog and digital communications with higher HQ. The higher HQ OPORD with all annexes and overlays has been forwarded to the unit commander's digital device. The unit and higher HQ TSOPs are available. The unit receives the higher HQ OPORD annex showing the location and proposed dimensions of the new higher HQ and unit area. Reconnaissance information has been received from the higher HQ reconnaissance party and elements previously located in the general area. Tentative plans are subject to change by the advance/quartering party. Field-expedient and natural shelters are available. Higher HQ analysis of the AO is available. This task is performed under all environmental conditions, both day and night. The unit is subject to air, NBC, and ground Level I threat forces attack. Some iterations of this task should be performed in MOPP4.

**TASK STANDARDS:** Occupation plan is completed NLT advance/quartering party departure and accommodates all unit activities and equipment IAW higher HQ and unit TSOP. At MOPP4, performance degradation factors increase planning completion time.

TASK STEPS AND PERFORMANCE MEASURES	GO	NO-GO
* 1. Commander and leaders verify suitability of new area. <ul style="list-style-type: none"> <li>a. Verify space requirements for number and types of vehicles, base facilities, and possible augmentations.</li> <li>b. Verify area's ability to support weight of vehicles, equipment, and supplies in various types of weather using the analysis of the AO.</li> <li>c. Inspect area for defensibility.</li> <li>d. Inspect area for adequate cover and concealment.</li> <li>e. Verify buildings are located near access road and the areas around the buildings are large enough to meet traffic requirement (MOUT).</li> <li>f. Coordinate area limitations, constraints, and possible resolutions with higher HQ staff element using FBCB2, radio, wire, or messenger.</li> </ul>		

TASK STEPS AND PERFORMANCE MEASURES	GO	NO-GO
<p>* 2. Commander and leaders formulate a tentative unit layout plan. (STP 10-92ABDII-MQS: 03-5106.00-0166, STP 21-II-MQS: 04-3303.02-0014, STP 21-I-MQS: 04-3303.01-0020)</p> <ul style="list-style-type: none"> <li>a. Identify general location of the unit CP.</li> <li>b. Identify area of all subelements, including tentative defensive boundaries.</li> <li>c. Develop traffic plan that identifies the traffic pattern and dismount point(s).</li> <li>d. Develop hasty security plan that identifies tentative guard posts and crew-served weapon positions.</li> <li>e. Develop communication plan depicting a wire communications diagram for all subelements.</li> <li>f. Provide "runner" instructions until wire communications are operational.</li> <li>g. Coordinate tentative layout plan with higher HQ staff element using FBCB2, radio, or messenger.</li> <li>h. Brief advance/quartering party on details of layout plan with adjustment options.</li> </ul> <p>* 3. Commander and leaders plan advance/quartering party activities. (STP 10-92ABDII-MQS: 03-5106.00-0166, STP 21-II-MQS: 04-3303.02-0014, STP 21-I-MQS: 04-3303.01-0020)</p> <ul style="list-style-type: none"> <li>a. Identify required advance/quartering party tasks from the TSOP.</li> <li>b. Identify advance/quartering party vehicles and personnel constraints as established by higher HQ staff element.</li> <li>c. Identify time limitations for completion of advance/quartering party tasks.</li> <li>d. List essential advance/quartering party tasks.</li> <li>e. List equipment required to perform essential tasks within vehicle constraints.</li> <li>f. Brief advance/quartering party leader on area preparation tasks, available equipment, and possible options due to decreases in personnel or equipment failure.</li> </ul>		

<b>TASK PERFORMANCE/EVALUATION SUMMARY BLOCK</b>							
<b>ITERATION</b>	<b>1</b>	<b>2</b>	<b>3</b>	<b>4</b>	<b>5</b>	<b>M</b>	<b>TOTAL</b>
TOTAL TASK STEPS EVALUATED							
TOTAL TASK STEPS "GO"							
TRAINING STATUS "GO"/"NO-GO"							

"\*" Indicates a leader task step.

### **SUPPORTING INDIVIDUAL TASKS**

<b>References</b>	<b>Task Number</b>	<b>Task Title</b>
STP 10-92ABDII-MQS	03-5106.00-0166	Prepare Command Logistics Plans, Estimates, and Orders
STP 21-II-MQS	04-3303.02-0014	Prepare Platoon or Company Combat Orders
STP 21-I-MQS	04-3303.01-0020	Prepare Squad/Platoon Combat Orders

### **OPFOR TASKS AND STANDARDS**

**NONE:**

**ELEMENT: COMPANY**

**TASK: PLAN UNIT DEFENSE (DIGITIZED) (63-2-4010)**  
 (FM 3-4) (FM 3-5) (FM 7-10)

**ITERATION:** 1 2 3 4 5 M (Circle)

**COMMANDER/LEADER ASSESSMENT:** T P U (Circle)

**CONDITIONS:** The unit has analog and digital communications with higher HQ. The higher HQ OPORD with all annexes and overlays has been forwarded to the unit commander's digital device. Higher HQ and unit TSOPs are available. The unit's defensive area of responsibility is assigned by higher HQ staff element. Commander has conducted a mounted or dismounted reconnaissance of the area. Selected personnel have occupied initial security positions. Unit layout plan is finalized. Automatic weapons are positioned on likely avenues of approach. The unit's administrative and operational areas are established simultaneously with its defensive set up. The detail and complexity of the defense is dependent upon the amount of time the unit is to be at this location. Field-expedient and natural shelters are available. This task is performed in all environmental conditions, both day and night. The unit is subject to air, NBC, and ground Level I threat forces attack. Some iterations of this task should be performed in MOPP4.

**TASK STANDARDS:** Defense plan is completed IAW the TSOP and higher HQ guidance and is integrated into the higher HQ defense plan. At MOPP4, performance degradation factors increase unit's planning times.

TASK STEPS AND PERFORMANCE MEASURES	GO	NO-GO
* 1. Commander and leaders perform terrain analysis of unit's area of responsibility. (STP 21-24-SMCT: 071-331-0820, STP 21-I-MQS: 04-3306.01-0008) a. Maintain situational awareness using FBCB2. b. Identify terrain features that provide cover and concealment or other advantages to the threat force. c. Identify likely avenues of approach for mounted and dismounted forces and threat aircraft. d. Identify probable dead space(s) in the unit's area. e. Identify locations of preplanned indirect fire targets and target reference points in coordination with higher HQ staff element. f. Identify locations of restrictive fire zones within or in the immediate vicinity of the unit's area of responsibility.		

TASK STEPS AND PERFORMANCE MEASURES	GO	NO-GO
<p>* 2. Commander and leaders prepare preliminary base fire plan.</p> <ul style="list-style-type: none"> <li>a. List available weapon systems and element to which they are assigned.</li> <li>b. Calculate each element's personnel assets based on the availability of personnel during normal operations.</li> <li>c. Designate subelement boundaries that cover the entire unit area of responsibility based on the normal availability of weapons and personnel.</li> <li>d. List probable engagement areas based on terrain analysis of the area of responsibility and data provided by higher HQ staff element.</li> <li>e. Establish coordination channels with adjacent units to integrate interlocking fires.</li> <li>f. List target areas for each type weapon system in the unit.</li> <li>g. List indirect fire and Close Air Support (CAS) target reference points.</li> <li>h. Coordinate fire support coordination measures with higher HQ staff element using FBCB2.</li> </ul> <p>* 3. Commander and leaders prepare preliminary mobility and countermobility plan. (STP 21-24-SMCT: 071-331-0820, STP 21-I-MQS: 04-3306.01-0008)</p> <ul style="list-style-type: none"> <li>a. List locations of obstacles and types based on desired engagement areas, dead space, and preplanned indirect fire support using FBCB2.</li> <li>b. Identify available obstacle assets and resources for emplacement.</li> <li>c. Coordinate additional obstacle requirements with higher HQ staff element using FBCB2, radio, wire, or messenger.</li> </ul> <p>* 4. Commander and leaders prepare preliminary air defense plan. (STP 21-II-MQS: O1-0401.20-0001)</p> <ul style="list-style-type: none"> <li>a. Identify applicable air defense policies, procedures, and requirements in higher HQ and unit TSOP.</li> <li>b. List probable air avenues of approach.</li> <li>c. List current weapon control status as received from higher HQ staff element.</li> <li>d. Identify air defense warning signals.</li> <li>e. Designate locations for air watch positions.</li> </ul> <p>* 5. Commander prepares reaction force plan.</p>		



TASK STEPS AND PERFORMANCE MEASURES	GO	NO-GO
<p>a. Lists base cluster reaction force requirements based on higher HQ TSOP or guidance.</p> <p>b. Lists internal reaction force requirements based on unit TSOP and personnel availability.</p> <p>c. Designates internal reaction force rally point.</p> <p>d. Lists subelements' taskings for external and internal reaction forces requirements.</p> <p>* 6. Commander prepares ground early-warning plan.</p> <p>a. Designates location for employment of Platoon Early Warning System (PEWS) based on terrain analysis.</p> <p>b. Designates location(s) for deliberate OPs and LPs.</p> <p>* 7. Commander plans sector defense.</p> <p>a. Designates boundaries of subelements based on unit plan.</p> <p>NOTE: Boundaries should be consistent with deployed weapon systems and personnel available to man the perimeter.</p> <p>b. Designates crew-served automatic weapon positions with fields of fire that cover most likely dismounted avenues of approach and afford maximum cover and concealment.</p> <p>c. Designates antiarmor weapon positions, laterally and in depth, that cover most likely mounted avenues of approach and afford maximum cover and concealment.</p> <p>d. Assigns sectors of fire to crew-served weapons where their fires overlap, integrate, and mutually support beyond the point of hand grenade range (35 meters).</p> <p>e. Assigns armor kill zones for antiarmor weapons within the element.</p> <p>f. Assigns M203 positions to cover dead space areas.</p> <p>g. Designates individual weapon positions where fires overlap and provide flank security for automatic weapons.</p> <p>h. Identifies indirect fire and CAS target reference points within the platoon's sector.</p> <p>i. Identifies locations and types of obstacles within the platoon's sector.</p> <p>j. Identifies locations of restrictive fire zones within the platoon's sector.</p> <p>k. Coordinates integration of interlocking fires with adjacent elements on the left and right.</p> <p>* 8. Section/squad leaders plan sector defense.</p>		

<b>TASK STEPS AND PERFORMANCE MEASURES</b>	<b>GO</b>	<b>NO-GO</b>
a. Identify all primary positions within the section/squad's sector. b. Identify locations of obstacles, target reference points, and restrictive fire zones within the section/squad's defensive sector. c. Select alternate positions for each primary position that covers the same sector of fire as the primary position. d. Select individual alternate positions based on key weapon alternate positions. e. Select alternate positions that provide covered and concealed withdrawal routes. f. Select supplementary positions that are within 200 meters of primary positions and are oriented in a different direction from primary positions. g. Designate sectors of fire for each supplementary position that interlock and provide mutual supporting fire. h. Coordinate integration of interlocking fires with adjacent elements using FBCB2.		

<b>TASK PERFORMANCE/EVALUATION SUMMARY BLOCK</b>							
<b>ITERATION</b>	<b>1</b>	<b>2</b>	<b>3</b>	<b>4</b>	<b>5</b>	<b>M</b>	<b>TOTAL</b>
TOTAL TASK STEPS EVALUATED							
TOTAL TASK STEPS "GO"							
TRAINING STATUS "GO"/"NO-GO"							

"\*" Indicates a leader task step.

### **SUPPORTING INDIVIDUAL TASKS**

<b>References</b>	<b>Task Number</b>	<b>Task Title</b>
STP 21-24-SMCT	071-331-0820	Analyze Terrain
STP 21-II-MQS	01-0401.20-0001	Direct Unit Air Defense
STP 21-I-MQS	04-3306.01-0008	Analyze Terrain

### **OPFOR TASKS AND STANDARDS**

**NONE:**



TASK STEPS AND PERFORMANCE MEASURES	GO	NO-GO
<p>*2. Element leaders provide support to unit ADC plan.</p> <p>a. Identify element personnel and equipment to be used for ADC.</p> <p>b. Forward a list of required personnel and equipment to the unit HQ using FBCB2, radio, wire, or messenger.</p> <p>3. Unit headquarters prepares ADC plan. (STP 21-24-SMCT: 031-507-3003, STP 21-II-MQS: 04-5030.00-2020)</p> <p>a. Organizes light rescue, decontamination, and other teams with equipment as prescribed by the TSOP and OPOD.</p> <p>b. Identifies ADC priorities of all the CP facilities in coordination with higher HQ staff element.</p> <p>c. Identifies locations of alternate operational or alert sites in coordination with higher HQ staff element.</p> <p>d. Provides instructions on hardening support facilities.</p> <p>e. Forwards ADC plan to the higher headquarters for approval using FBCB2, wire, or messenger.</p> <p>f. Disseminates ADC plan to all subelements upon approval using FBCB2, radio, or messenger.</p>		

TASK PERFORMANCE/EVALUATION SUMMARY BLOCK							
ITERATION	1	2	3	4	5	M	TOTAL
TOTAL TASK STEPS EVALUATED							
TOTAL TASK STEPS "GO"							
TRAINING STATUS "GO"/"NO-GO"							

"\*" Indicates a leader task step.

### SUPPORTING INDIVIDUAL TASKS

References	Task Number	Task Title
STP 21-24-SMCT	031-507-3003	Supervise Hasty Decontamination
STP 21-II-MQS	04-5030.00-2020	Supervise Nuclear, Biological, or Chemical Decontamination

### OPFOR TASKS AND STANDARDS

NONE:

**ELEMENT: COMPANY**

**TASK:** MAINTAIN COMMUNICATIONS (DIGITIZED) (63-2-4017)  
 (FM 11-32) (AR 530-1) (AR 530-2)  
 (AR 530-3) (FM 24-18) (FM 63-20-1)

**ITERATION:** 1 2 3 4 5 M (Circle)

**COMMANDER/LEADER ASSESSMENT:** T P U (Circle)

**CONDITIONS:** The unit has analog and digital communication with higher HQ. The higher HQ OPORD with all annexes and overlays has been forwarded to the unit commander's digital device. The unit and higher HQ TSOPs are available. Support operations are commencing. The SOI/SSI is available. Coordination of support operations is conducted by FBCB2, radio, telephone, or messenger. Threat is conducting EW and is capable of locating stations with direction finding equipment. This task is performed under all environmental conditions both day and night. The unit is subject to air, NBC, and ground Level I threat forces attack. Some iterations of this task should be performed in MOPP4.

**TASK STANDARDS:** Unit provides uninterrupted 24-hour analog and digital communications through one or more external means. At MOPP4, performance degradation factors increase time required to maintain unit communication system.

TASK STEPS AND PERFORMANCE MEASURES	GO	NO-GO
1. Unit HQ operates the unit NCS using FBCB2, wire, or radio. (STP 21-II-MQS: O1-5700.02-0001) <ul style="list-style-type: none"> <li>a. Opens analog and digital nets IAW current SOI/SSI.</li> <li>b. Challenges all analog and digital stations in net as required by the SOI/SSI.</li> <li>c. Controls entry and departure of all stations.</li> <li>d. Monitors the net for operability and connectivity of digital devices.</li> <li>e. Reports loss and/or operating difficulties of any analog or digital station to the chain of command and higher HQ communications element.</li> <li>f. Enforces station and net restrictions.</li> <li>g. Monitors the net to detect errors in operating procedures.</li> <li>h. Corrects all errors in net operating procedures.</li> <li>i. Enforces station listening silence as prescribed by or commander's directive.</li> </ul>		

TASK STEPS AND PERFORMANCE MEASURES	GO	NO-GO
<ul style="list-style-type: none"> <li>j. Lifts radio listening silence as prescribed by OPOD or commander's directive.</li> <li>k. Completes transition to extend range of radio station within 15 minutes, if required.</li> <li>l. Remotes radio station at least one kilometer, if required.</li> <li>m. Directs change to alternate frequency when compromise of primary frequency is suspected.</li> <li>n. Closes net IAW the SOI/SSI.</li> </ul> <p>2. Operators transmit and receive messages over FBCB2 and radio nets.</p> <ul style="list-style-type: none"> <li>a. Process messages by precedence, date/time group, and IAW the TSOP.</li> <li>b. Process incoming messages without errors.</li> <li>c. Forward incoming messages to appropriate element/section.</li> <li>d. Check outgoing messages for completeness and readability.</li> <li>e. Employ approved radiotelephone procedures.</li> <li>f. Transmit messages IAW precedence, correct format, and prescribed text.</li> <li>g. Employ approved codes and brevity lists when transmitting the names of persons, places, and sensitive information.</li> <li>h. Encode all grid coordinates using the current SOI/SSI.</li> <li>i. Decode all grid coordinates using the current SOI/SSI.</li> <li>j. Transmit messages for no longer than 20 seconds.</li> <li>k. Employ lowest operational power setting consistent with operations requirements.</li> <li>l. Maintain station log.</li> <li>m. Troubleshoot radio set as necessary and within operator's capability.</li> <li>n. Correct faults (within operator's capability).</li> <li>o. Report uncorrectable faults to higher HQ S6 for resolution.</li> </ul> <p>3. Unit operators maintain digital communications. (STP 21-II-MQS: O1-5711.02-0001)</p> <ul style="list-style-type: none"> <li>a. Maintain digital communications using FBCB2 between the unit CP and all sub-elements.</li> <li>b. Maintain digital communications with higher HQ and all supported unit elements using FBCB2, radio, or messenger.</li> </ul>		

TASK STEPS AND PERFORMANCE MEASURES	GO	NO-GO
<p>c. Notify higher HQ S6 when digital communications are partially or completely inoperative.</p> <p>4. Unit personnel maintain land communications. (STP 21-II-MQS: O1-5767.02-0001)</p> <ul style="list-style-type: none"> <li>a. Maintain wire communications between the unit CP and all subelements.</li> <li>b. Maintain a hot loop between the unit CP and subelements, if switchboard is not available.</li> <li>c. Establish messenger runners when land communications are inoperative.</li> </ul> <p>5. Radio operators implement FM remedial ECCM. (STP 21-II-MQS: O1-5767.02-0001)</p> <ul style="list-style-type: none"> <li>a. Identify if source of interference is internal or external by disconnecting the radio antenna.</li> <li>b. Continue to operate in an attempt to communicate through the jamming.</li> <li>c. Switch to high power on RT.</li> <li>d. Advise distant station to switch to high power.</li> <li>e. Relocate radio set (mobile units) to take advantage of terrain features to reduce the effects of jamming.</li> <li>f. Relocate the antenna to take advantage of terrain features to reduce the effects of jamming.</li> <li>g. Submit initial MIJI Feeder Voice Template Report to higher HQ communications branch.</li> <li>h. Reroute message traffic using alternate means of communications, such as relay (through another station), AM, RWI, or wire.</li> <li>i. Request (using alternate means) that the net change to a backup frequency.</li> </ul> <p>6. Radio operators implement AM remedial ECCM.</p> <ul style="list-style-type: none"> <li>a. Identify if source of interference is internal or external by disconnecting the radio antenna.</li> <li>b. Continue to operate in an attempt to communicate through the jamming.</li> <li>c. Check for intentional or unintentional interference.</li> <li>d. Check equipment grounding.</li> <li>e. Use RF gain/frequency vernier in an attempt to work through the jamming.</li> <li>f. Relocate radio set (mobile units) to take advantage of terrain features to reduce the effects of jamming.</li> </ul>		

TASK STEPS AND PERFORMANCE MEASURES	GO	NO-GO
<ul style="list-style-type: none"> <li>g. Relocate the antenna to take advantage of terrain features to reduce the effects of jamming.</li> <li>h. Submit initial MIJI Feeder Voice Template Report to assigned or supporting higher HQ communications personnel or element.</li> <li>i. Reroute message traffic using alternate means of communications, such as relay (through another station), FM, RWI, or wire.</li> <li>j. Request (using alternate means) that the net change to a backup frequency.</li> </ul> <p>7. Unit headquarters maintains generator power.</p> <ul style="list-style-type: none"> <li>a. Operates generators IAW appropriate TMs.</li> <li>b. Constructs sound barrier and screening system to muffle noise and minimize heat signature.</li> <li>c. Constructs a fuel storage and fire control point for all generators with fire extinguishers as prescribed by the TSOP and commander's guidance.</li> </ul> <p>8. Unit personnel employ SIGSEC measures.</p> <ul style="list-style-type: none"> <li>a. Employ COMSEC measures to deny friendly telecommunication information to the enemy.</li> <li>b. Employ ELSEC measures to protect electromagnetic transmissions, other than communication devices, from threat detection.</li> <li>c. Evaluate TEMPEST controls to identify emanation vulnerabilities and implement countermeasures.</li> </ul>		

TASK PERFORMANCE/EVALUATION SUMMARY BLOCK							
ITERATION	1	2	3	4	5	M	TOTAL
TOTAL TASK STEPS EVALUATED							
TOTAL TASK STEPS "GO"							
TRAINING STATUS "GO"/"NO-GO"							

"\*" Indicates a leader task step.



### SUPPORTING INDIVIDUAL TASKS

References	Task Number	Task Title
STP 21-II-MQS	O1-5700.02-0001	Enforce Platoon and Company Communications Security Measures
	O1-5711.02-0001	Install Hot Loop with Telephone TA-312/PT
	O1-5767.02-0001	Conduct Electronic Counter-Counter Measures

### OPFOR TASKS AND STANDARDS

**TASK:** CONDUCT ELECTRONIC WARFARE (63-OPFOR-1012)

**CONDITION:** OPFOR employs a large number of RDF sets, along with ground and airborne communications analysts, to monitor enemy forces for loose communications security practices.

**STANDARD:** 1. Locate the positions of enemy command, intelligence, and logistics radio nets. 2. Forward locations to OPFOR HQ. 3. Use jamming signals against enemy radio receivers. 4. Monitor enemy radio nets for intelligence information.

**ELEMENT:** COMPANY

**TASK:** ESTABLISH COMMUNICATIONS (DIGITIZED) (63-2-4040)

- (FM 63-20-1) (FM 24-16) (FM 24-18)
- (FM 24-19) (FM 24-20) (FM 24-22)
- (FM 24-33) (FM 63-2-2)

**ITERATION:** 1 2 3 4 5 M (Circle)

**COMMANDER/LEADER ASSESSMENT:** T P U (Circle)

**CONDITIONS:** The unit HQ is in the process of trying to establish analog and digital communications with the new area. The TSOPs, OPORDs and other required documents are available. The unit advance/quartering party has secured the new area. Unit communications personnel have accompanied the advance party to establish the unit communications system. The location for the unit HQ is identified. The communication plan is available. Equipment and personnel are available. The advance/quartering party establishes initial communications. Message service is provided on a 24-hour basis. This task is performed under all environmental conditions, both day and night. The unit is subject to air, NBC, and ground Level I threat forces attack. Some iterations of this task should be performed in MOPP4.

**TASK STANDARDS:** Wire, analog, and digital communications, and generator power are established IAW the communication plan, OPORD, SOI/SSI, and TSOP. At MOPP4 performance degradation factors increase the time required establishing communication.

TASK STEPS AND PERFORMANCE MEASURES	GO	NO-GO
* 1. Commander/1SG organizes communications element of the advance/quartering party. <ul style="list-style-type: none"> <li>a. Selects personnel to perform all communication set-up tasks at new location.</li> <li>b. Selects required vehicles and equipment to establish communications at the new site IAW movement order or TSOP.</li> <li>c. Inspects personnel, vehicles, and equipment for departure for compliance with TSOP and commander's guidance.</li> <li>d. Dispatches communications element to assembly area for departure.</li> </ul>		

TASK STEPS AND PERFORMANCE MEASURES	GO	NO-GO
<p>2. Advance/Quartering Party establishes wire communications.</p> <ul style="list-style-type: none"> <li>a. Identifies locations of all subordinate platoons/sections.</li> <li>b. Plans wire and telephone installation.</li> <li>c. Prepares a telephone traffic diagram.</li> <li>d. Installs telephone switchboard.</li> <li>e. Lays wire for communications between switchboard and other platoons/sections.</li> <li>f. Establishes wire communications between HQ and switchboard.</li> </ul> <p>3. Company Headquarters supervises company analog and digital communication nets. (STP 21-II-MQS: O1-5767.02-0001, O1-5831.02-0003, O1-5831.10-0004, S1-3711.19-5001)</p> <ul style="list-style-type: none"> <li>a. Functions as company net control station.</li> <li>b. Manages communications security for the company.</li> <li>c. Establishes alternate means of communications to include FBCB2, radio and messenger with higher, lower and lower units.</li> </ul> <p>4. Platoon Headquarters supervises platoon analog and digital communication nets. (STP 21-II-MQS: O1-5767.02-0001, O1-5831.02-0003, O1-5831.10-0004, S1-3711.19-5001)</p> <ul style="list-style-type: none"> <li>a. Functions as Platoon net control station.</li> <li>b. Manages communications security for the platoon.</li> <li>c. Establish alternate means of communications to include FBCB2, radio and messenger with higher, lower and supported units.</li> </ul>		

TASK PERFORMANCE/EVALUATION SUMMARY BLOCK							
ITERATION	1	2	3	4	5	M	TOTAL
TOTAL TASK STEPS EVALUATED							
TOTAL TASK STEPS "GO"							
TRAINING STATUS "GO"/"NO-GO"							

"\*" Indicates a leader task step.

**SUPPORTING INDIVIDUAL TASKS**

<b>References</b>	<b>Task Number</b>	<b>Task Title</b>
STP 21-II-MQS	O1-5767.02-0001	Conduct Electronic Counter-Counter Measures
	O1-5831.02-0003	Read a Message
	O1-5831.10-0004	Write a Message
	S1-3711.19-5001	Describe Electronic Warfare Support to the Combined Arms Team

**OPFOR TASKS AND STANDARDS****NONE:**

**ELEMENTS: COMPANY**

**TASK: PLAN UNIT MOBILIZATION IN A PEACETIME ENVIRONMENT (63-2-8027)**

(FM 100-17)

**ITERATION:** 1 2 3 4 5 M (Circle)

**COMMANDER/LEADER ASSESSMENT:** T P U (Circle)

**CONDITIONS:** The unit is operating in a normal peacetime environment at a normal state of readiness. The unit has a wartime mission with a corresponding OPLAN on file. Unit is conducting its operational mission and METL training. The unit MOBPLAN, movement plan, recall plan, security plan, unit access rosters, and current maps are available. The unit is deploying as part of a higher echelon deployment. Training requirements identified during this task are performed in the task: Perform Predeployment Training Activities. Peacetime deployment planning activities are performed day or night under all environmental conditions, except NBC. This task should not be trained in MOPP4.

**TASK STANDARDS:** MOBPLAN (RC), movement plan, and RSOP are completed IAW governing regulations and higher HQ directions.

**NOTE:** MOBPLANS are required only for RC units. RC-specific task steps and performance measures are annotated "RC".

TASK STEPS AND PERFORMANCE MEASURES	GO	NO-GO
<p>* 1. Commander analyzes mission.</p> <ul style="list-style-type: none"> <li>a. Identifies tasks in the OPLAN/CONPLAN.</li> <li>b. Identifies documented deployment policies and procedures from the RSOP. MOBPLAN (RC) and movement plan.</li> <li>c. Updates unit METL to reflect current mission.</li> <li>d. Verifies mission parameters and details with higher HQ.</li> <li>e. Briefs unit leaders on deployment and mission requirements.</li> </ul> <p>* 2. Commander directs deployment planning.</p> <ul style="list-style-type: none"> <li>a. Directs Mobilization Officer to update MOBPLAN (RC) based on current mission guidance.</li> <li>b. Directs UMO to update the unit movement plan based on current mission guidance.</li> </ul>		

TASK STEPS AND PERFORMANCE MEASURES	GO	NO-GO
<p>c. Verifies UMO and alternate UMO are on orders and trained.</p> <p>d. Direct unit leaders to update unit RSOP.</p> <p>e. Directs unit leaders to update unit battle book, to include the unit missions, organization, locations of mobilization station and ports, and extracts from the applicable OPLANs.</p> <p>f. Coordinates mission parameters and details with higher HQ.</p> <p>g. Identifies deployment training requirements.</p> <p>h. Validates MOBPLAN (RC).</p> <p>* 3. Mobilization Officer updates MOBPLAN (RC).</p> <p>NOTE: MOBPLAN is updated annually or whenever a change occurs in unit mission or structure.</p> <p>a. Revalidates support agreements.</p> <p>b. Updates annexes.</p> <p>c. Validates unit retrieval plan.</p> <p>* 4. UMO updates unit movement plan.</p> <p>NOTE: The unit movement plan is updated annually or whenever a change occurs in unit mission or structure.</p> <p>a. Identifies the administrative, logistics and coordinating requirements for the plan.</p> <p>b. Verifies load plans are current and entered into the AUDEL.</p> <p>c. Updates DEL(s) based on current mission(s).</p> <p>d. Updates air load plan based on current mission(s).</p> <p>e. Prepares movement binders with key data, to include checklists, the current copy of the AUDEL, the DEL, and strip maps.</p> <p>f. Identifies hazardous and sensitive/classified cargo and handling procedures.</p> <p>g. Identifies BBPCT material requirements.</p> <p>h. Coordinates ground movement plan to designated ports with supporting ITO and local authorities, if required.</p> <p>i. Verifies personnel identified for deployment equipment teams, super cargoes and advance parties are deployable.</p> <p>j. Coordinates tactical information and security requirements with the S2/S3 Section.</p> <p>* 5. Commander reviews unit readiness status.</p> <p>a. Validates requisitions for all equipment shortages.</p>		

TASK STEPS AND PERFORMANCE MEASURES	GO	NO-GO
<ul style="list-style-type: none"> <li>b. Directs unit supply to conduct an inventory of UBL items.</li> <li>c. Identifies unit training status for deployment mission, to include individual/crew served weapons, NBC, driver certification, special equipment, rail teams, air load/pallet build team, BBPCT team, and HAZMAT handlers.</li> <li>d. Directs unit HQ to coordinate unit SRP with S1 or supporting installation, as appropriate.</li> <li>e. Directs unit to maintain mobilization packet for each soldier IAW directives (RC).</li> <li>f. Directs personnel section to screen members not available for deployment.</li> <li>g. Resolves nondeployable personnel issues.</li> <li>h. Maintains unit liaison with Mobilization Station.</li> <li>i. Directs maintenance section to identify maintenance affecting readiness.</li> <li>j. Initiates action to resolve unit maintenance problems affecting readiness.</li> <li>k. Directs unit Safety Officer to prepare risk assessment of the deployment operation.</li> </ul> <p>* 6. Unit leaders prepare for mobilization.</p> <ul style="list-style-type: none"> <li>a. Update section portions of the RSOP and TSOP.</li> <li>b. Update section portions of the unit battle book, to include the unit mission, organization, locations of mobilization station and ports and extracts from the applicable OPLANs.</li> <li>c. Provide input to commander for update of unit METL.</li> </ul> <p>7. Unit HQ plans for deployment.</p> <ul style="list-style-type: none"> <li>a. Identifies rear detachment requirements.</li> <li>b. Plans for property transfer, turnover and control procedures.</li> <li>c. Verifies family support group program has been established and key personnel are available.</li> <li>d. Prepares plan for storing personnel property and POVs.</li> <li>e. Coordinates accreditation of Automated Information Systems (RC).</li> <li>f. Identifies key personnel to be ordered to duty in advance of the unit (RC).</li> <li>g. Coordinates with S1 for all unit personnel to go through SRP.</li> </ul>		

TASK STEPS AND PERFORMANCE MEASURES	GO	NO-GO
h. Maintains a mobilization packet for each soldier IAW directives (RC). i. Coordinates update of RSOP and TSOP by section. j. Prepares communications plan. k. Identifies force protection measures. l. Prepares risk assessment of the deployment operation.  8. Unit conducts deployment training. a. Conducts load out test as directed. b. Trains load teams, such as rail loading teams, packing and crating teams, blocking and bracing teams, aerial/sea port load teams in specific team operations. c. Conducts mobilization status briefing for all unit personnel (RC). d. Conducts test of alert notification plan. e. Conducts HAZMAT training as needed.		

TASK PERFORMANCE/EVALUATION SUMMARY BLOCK							
ITERATION	1	2	3	4	5		TOTAL
TOTAL TASK STEPS EVALUATED							
TOTAL TASK STEPS "GO"							
TRAINING STATUS "GO"/"NO-GO"							

"\*" Indicates a leader task step.

### OPFOR TASKS AND STANDARDS

NONE:



**ELEMENTS: COMPANY**

**TASK:** PLAN UNIT DEPLOYMENT ACTIVITIES UPON RECEIPT OF A WARNING ORDER (63-2-8028)  
(FM 100-17)

**ITERATION:** 1 2 3 4 5 M (Circle)

**COMMANDER/LEADER ASSESSMENT:** T P U (Circle)

**CONDITIONS:** The unit is at a normal state of deployment readiness and receives a WARNO to prepare for deployment. The CQ or 1SG has notified the commander. This task occurs concurrently with the task perform deployment alert activities. The MOBPLAN (RC), movement plan, recall plan, security plan, unit access rosters, and current maps are available. The unit has a trained officer and/or NCO appointed as UMO and alternate UMO. The unit is deploying as part of a higher echelon deployment. Deployment planning activities are performed day or night under all environment conditions, except NBC. This task should not be trained in MOPP4.

**TASK STANDARDS:** MOBPLAN (RC) and movement plan are completed IAW governing regulations and higher HQ directions.

**NOTE:** MOBPLANS are required only for RC units. RC-specific task steps and performance measures are annotated "(RC)".

TASK STEPS AND PERFORMANCE MEASURES	GO	NO-GO
<p>* 1. Commander analyzes mission.</p> <ul style="list-style-type: none"> <li>a. Identifies tasks in the deployment WARNO.</li> <li>b. Identifies documented relocation policies and procedures form the TSOP, RSOP, MOBPLAN, and movement order.</li> <li>c. Issues warning notice to unit leaders.</li> <li>d. Coordinates mission parameters and details with higher HQ.</li> <li>e. Briefs unit leaders on deployment and mission requirements.</li> </ul> <p>* 2. Commander reviews unit readiness status.</p> <ul style="list-style-type: none"> <li>a. Identifies equipment shortages.</li> <li>b. Requests assistance from higher HQ to rectify equipment shortages.</li> </ul>		

TASK STEPS AND PERFORMANCE MEASURES	GO	NO-GO
<ul style="list-style-type: none"> <li>c. Directs unit supply to conduct an inventory of on-hand UBL items.</li> <li>d. Identifies unit training status for deployment mission, to include for individual/crew served weapons, NBC, driver certification, special equipment, rail teams, air load/pallet build team, BBPCT team, Automated Airlod Planning System, HAZMAT certified personnel, and other automated systems operators.</li> <li>e. Directs unit HQ to coordinate unit SRP with S1 or with supporting installation, as appropriate.</li> <li>f. Directs maintenance section to identify maintenance issues affecting readiness.</li> <li>g. Initiates action to resolve unit maintenance problems affecting readiness.</li> <li>h. Directs unit HQ to review personnel status.</li> <li>i. Initiates action to resolve nondeployable personnel issues.</li> </ul> <p>* 3. Commander directs deployment planning.</p> <ul style="list-style-type: none"> <li>a. Directs Mobilization Officer to update MOBPLAN based on current mission guidance (RC).</li> <li>b. Directs UMO to update movement plan based on current mission guidance.</li> <li>c. Directs unit leaders to update battle book, to include the unit mission, organization, locations of mobilization station, and ports and extracts from the applicable OPLANs.</li> <li>d. Coordinates mission parameters and details with higher HQ.</li> <li>e. Directs unit Safety Officer to prepare risk assessment of the deployment operation.</li> <li>f. Identifies deployment training requirements.</li> </ul> <p>* 4. Mobilization Officer updates MOBPLAN (RC).</p> <ul style="list-style-type: none"> <li>a. Validates support agreements.</li> <li>b. Updates MOBPLAN annexes.</li> </ul> <p>* 5. UMO updates unit movement plan.</p> <ul style="list-style-type: none"> <li>a. Identifies the administrative, logistics and coordinating requirements for the plan based on the current mission.</li> <li>b. Verifies load plans are current and entered into the AUDEL.</li> <li>c. Updates DEL based on current mission.</li> <li>d. Updates air load plan based on current mission.</li> </ul>		

TASK STEPS AND PERFORMANCE MEASURES	GO	NO-GO
<ul style="list-style-type: none"> <li>e. Updates movement binders with current mission data.</li> <li>f. Identifies hazardous and sensitive cargo to be deployed.</li> <li>g. Verifies hazardous and sensitive/classified cargo handling procedures with installation unit movement coordinator.</li> <li>h. Updates BBPCT materiel requirements.</li> <li>i. Verifies ground movement plan to designated ports is current.</li> <li>j. Verifies personnel listed for deployment equipment teams, supercargoes and advance parties are deployable.</li> <li>k. Coordinates tactical information and security requirements with the S2/S3 Section.</li> </ul> <p>6. Unit HQ plans for deployment.</p> <ul style="list-style-type: none"> <li>a. Identifies rear detachment requirements based on current mission.</li> <li>b. Identifies advance party personnel requirements.</li> <li>c. Plans for property transfer, turnover and control procedures.</li> <li>d. Verifies family support group program key personnel are available.</li> <li>e. Verifies unit deployment team personnel are available.</li> <li>f. Requests commander assign additional and/or replacement personnel for deployment teams and advance party.</li> <li>g. Prepares plan for storing personal property and POVs.</li> <li>h. Coordinates accreditation of Automated Information Systems (RC).</li> <li>i. Identifies key personnel to be ordered to duty in advance of the unit (RC).</li> <li>j. Updates RSOP.</li> <li>k. Prepares communications plan.</li> <li>l. Identifies force protection measures for each step of the deployment process.</li> <li>m. Identifies required reports to higher HQ during deployment process.</li> <li>n. Identifies rules of engagement for gaining theater.</li> <li>o. Performs risk assessment of deployment operation.</li> </ul>		

<b>TASK PERFORMANCE/EVALUATION SUMMARY BLOCK</b>							
<b>ITERATION</b>	<b>1</b>	<b>2</b>	<b>3</b>	<b>4</b>	<b>5</b>		<b>TOTAL</b>
TOTAL TASK STEPS EVALUATED							
TOTAL TASK STEPS "GO"							
TRAINING STATUS "GO"/"NO-GO"							

"\*" Indicates a leader task step.

### OPFOR TASKS AND STANDARDS

**NONE:**

**ELEMENTS: COMPANY**

**TASK: PLAN UNIT REDEPLOYMENT (63-2-8029)**  
 (FM 100-17)

**ITERATION:**                                    1      2      3      4      5      M      (Circle)

**COMMANDER/LEADER ASSESSMENT:**                    T      P      U      (Circle)

**CONDITIONS:** The unit receives a WARNO to deploy to home station. The unit is located in the TAA. Some personnel and administrative actions are initiated in the TAA and completed in the RAA. The unit is redeploying as part of a higher HQ redeployment. The Redeployment Movement Plan is available. The unit has a trained officer or NCO appointed as UMO. Preparation activities for redeployment are performed day or night under all environmental conditions. This task should not be trained in MOPP4.

**TASK STANDARDS:** The Redeployment Movement Plan is completed IAW governing regulations and higher HQ directions. The redeployment OPORD is completed.

TASK STEPS AND PERFORMANCE MEASURES	GO	NO-GO
<p>* 1. Commander analyzes redeployment mission.</p> <ul style="list-style-type: none"> <li>a. Identifies tasks in the deployment WARNO.</li> <li>b. Identifies all documented redeployment policies and procedures from the TSOP, Redeployment Plan, movement order, OPLANs, and OPORDs.</li> <li>c. Issues warning notice to unit leaders.</li> <li>d. Coordinates mission parameters and details with higher HQ.</li> <li>e. Identifies redeployment criteria required for unit validation.</li> <li>f. Verifies unit follow-on mission, if appropriate.</li> <li>g. Briefs unit leaders on redeployment and mission requirements.</li> </ul> <p>* 2. Commander reviews unit readiness status.</p> <ul style="list-style-type: none"> <li>a. Identifies equipment shortages.</li> <li>b. Inventories UBL items.</li> </ul>		

TASK STEPS AND PERFORMANCE MEASURES	GO	NO-GO
<ul style="list-style-type: none"> <li>c. Identifies training status of individual/crew-served weapons, NBC, driver certification, special equipment, rail teams, air load/pallet build team, blocking, bracing, packing and crating (BBPCT) team, automated airland planning system, HAZMAT certified personnel, and other automated system operators.</li> <li>d. Identifies unit maintenance problems.</li> <li>e. Directs unit HQ to review personnel status.</li> <li>f. Requests support to correct readiness deficiencies.</li> </ul> <p>* 3. Commander directs redeployment planning.</p> <ul style="list-style-type: none"> <li>a. Directs UMO to update redeployment movement plan based on current mission guidance and timeline from higher HQ.</li> <li>b. Directs unit leaders to update battle book, to include the unit mission, organization, redeployment ports information and extracts from the applicable OPLANs.</li> <li>c. Directs Unit Safety Officer to prepare a risk assessment of the deployment operation.</li> <li>d. Issues redeployment OPORD.</li> </ul> <p>* 4. UMO updates Redeployment Movement Plan.</p> <ul style="list-style-type: none"> <li>a. Updates the administrative, logistics, and coordinating requirements for the plan based on current mission.</li> <li>b. Updates Redeployment Movement Plan based on current mission guidance.</li> <li>c. Verifies load plans are current and entered into the AUDEL.</li> <li>d. Updates DEL based on current missions.</li> <li>e. Updates movement binders with mission specific information.</li> <li>f. Identifies hazardous and sensitive/classified handling procedures for each mode of transport and each port.</li> <li>g. Updates BBPCT materiel requirements.</li> <li>h. Verifies status of personnel listed for redeployment equipment teams, supercargoes, and advance parties.</li> <li>i. Coordinates tactical information and security requirements with the operations section.</li> </ul> <p>5. Unit HQ plans for redeployment.</p> <ul style="list-style-type: none"> <li>a. Plans steps to meet redeployment validation criteria.</li> <li>b. Identifies force protection measures in the AAs and MAs.</li> </ul>		

TASK STEPS AND PERFORMANCE MEASURES	GO	NO-GO
c. Incorporates redeployment family reunion requirements into planning timeline. d. Plans media contact for return to home station. e. Initiates planning for welcome home ceremony. f. Identifies requirements and plan for stress control briefings. g. Provides rear detachment with information on redeployment for dissemination to families. h. Performs risk assessment on redeployment operations.		

TASK PERFORMANCE/EVALUATION SUMMARY BLOCK							
ITERATION	1	2	3	4	5		TOTAL
TOTAL TASK STEPS EVALUATED							
TOTAL TASK STEPS "GO"							
TRAINING STATUS "GO"/"NO-GO"							

"\*" Indicates a leader task step.

### OPFOR TASKS AND STANDARDS

NONE:

## Chapter 6

### External Evaluations

**6-1. INTRODUCTION.** An external evaluation is conducted to assess the unit's ability to perform its critical wartime mission. This chapter is a guide for preparing an external evaluation. The unit may modify the evaluation, based on METT-TC and other considerations, as deemed appropriate by the commander. The unit will be evaluated using the standards from selected T&EOs found in Chapter 5 of this MTP. This evaluation will encompass the whole unit and should employ a realistic OPFOR and the use of MILES. At the completion of the evaluation, the unit commander should be able to identify the strengths and weaknesses of the unit. These strengths and weaknesses will form the basis for future training and resource allocation.

**6-2. PREPARING THE EVALUATION.** The commander must standardize evaluation procedures to accurately measure the unit's capabilities.

a. Prepare the evaluation by developing a scenario containing the major missions and appropriate tasks. Compile the selected missions and tasks in the order they logically occur in the detailed scenario. Group the selected missions and tasks in parts for continuous operations. Parts can be interrupted at logical points to assess MILES casualties and conduct in process AARs. Selective tailoring is required, because it is not possible to evaluate every task. Figure 6-1 illustrates the general scenario of tasks performed in this exercise. The following procedures are suggested for developing the evaluation:

(1) Identify the missions for evaluating each echelon or element, using Table 2-1. Record the selected missions in the Unit Proficiency Worksheet (UPW), Figure 6-2.

(2) List each mission on a Task Summary Sheet, Figure 6-3.

(3) Select the tasks for the evaluation of every mission. List the selected tasks on the Task Summary Sheets, which are used for recording the results of the evaluation.

(4) Compile the selected missions and tasks in the order they logically occur in the detailed scenario. Group the selected missions and tasks in parts for continuous operations, Table 6-1, Sample Evaluation Scenario. Parts can be interrupted at logical points to assess MILES casualties and conduct in-process AARs.



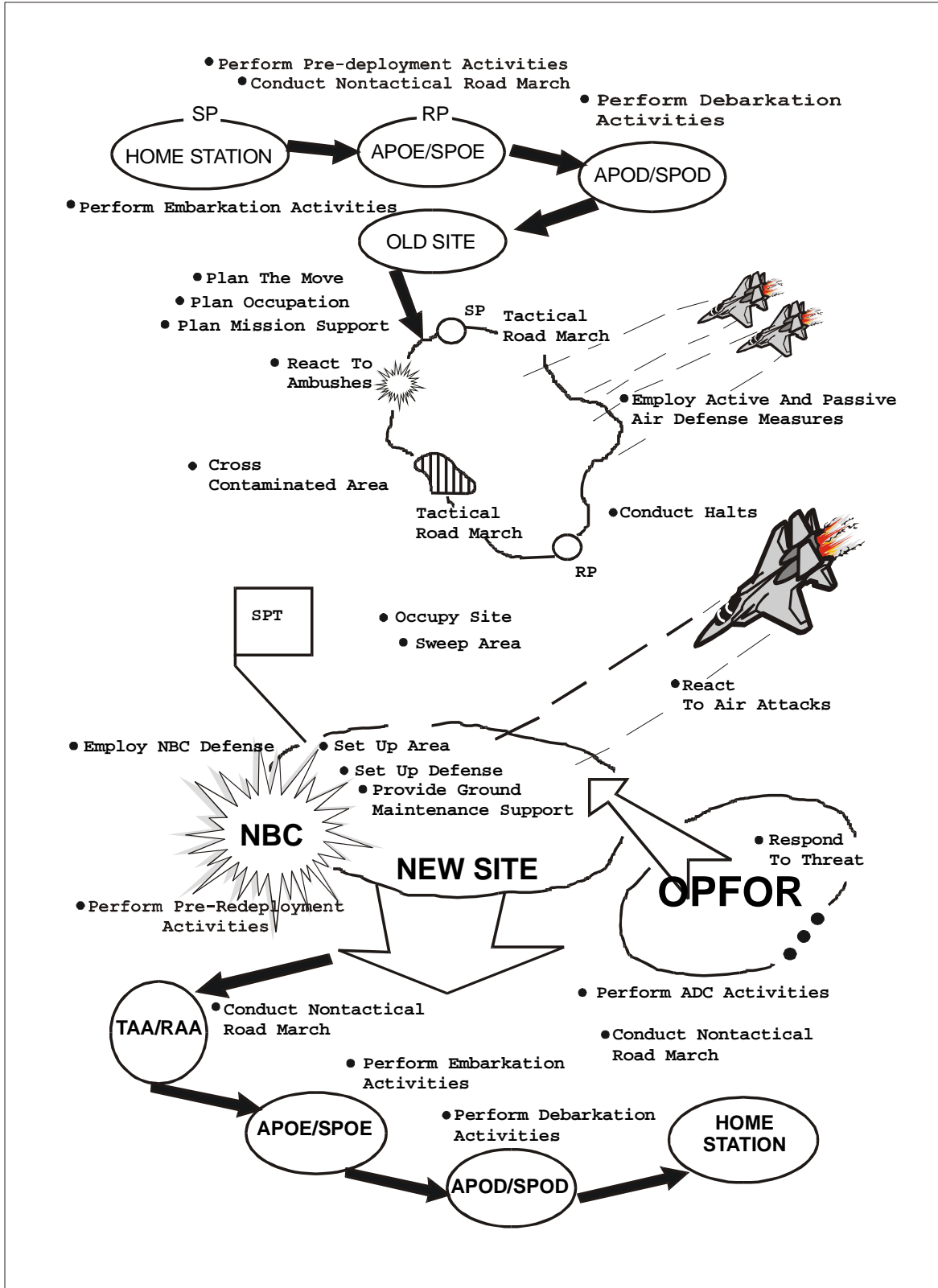


Figure 6-1. Example Graphic Scenario





<b>Table 6-1. Ground Maintenance Company Evaluation Scenario</b>				
<b>EVENT</b>	<b>ACTION</b>	<b>ESTIMATED TIME</b>		<b>TIME FRAME</b>
1.	Admin preparation	As required		Prior to start
<b>PART 1</b>				
2.	Deployment alert notification	30 min	Day 1	0500
3.	Initiate recall plan	30 min		0530
4.	Perform personnel accountability activities	2 hrs		0730
5.	Perform predeployment activities	5 hrs		1230
6.	AAR	1 hr		1330
7.	Movement to the port of embarkation	1 hr	30 min	1500
8.	AAR	1 hr		1600
9.	Conduct theater reception operations	2 hrs		1800
10.	Perform theater onward activities	2 hrs		2000
11.	AAR	1 hrs		2100
12.	Warning notice received	10 min	Day 2	0600
13.	Analyze mission	30 min		0630
14.	Prepare movement plan	1 hr	45 min	0815
15.	*Prepare occupation plan		40 min	0855
16.	*Provide input to S2/S3	1 hr		0955
17.	Coordinate additional requirements		20 min	1015
18.	Conduct route reconnaissance	1 hr		1115
19.	*Prepare vehicles and equipment		55 min	1210
20.	*Dismantle current operating site		55 min	1305

<b>Table 6-1. Ground Maintenance Company Evaluation Scenario (continued)</b>				
<b>EVENT</b>	<b>ACTION</b>	<b>ESTIMATED TIME</b>	<b>TIME FRAME</b>	
<b>PART 2</b>				
21.	Organize march elements	20 min		1325
22.	Brief march unit leaders	15 min		1340
23.	Conduct road march	45 min		1425
24.	Cross contaminated area	45 min		1510
25.	Defend convoy	40 min		1550
26.	Continue road march	45 min		1635
27.	Cross RP	15 min		1650
28.	AAR	1 hr		1750
<b>PART 3</b>				
29.	Advance/quarterming party activities	1 hr		1850
30.	Occupy new operating site	30 min		1920
31.	Set up defense	1 hr		2020
32.	*Set up logistics operations	1 hr		2120
33.	NBC defense preparations	30 min		2150
34.	*Set up administrative and bivouac areas	30 min		2220
35.	Set up supply points	1 hr		2320
36.	AAR	1 hr		2420
<b>PART 4</b>				
37.	Provide Ground Maintenance Support	36 hrs	Day 3	0900
38.	*Air and Level I ground attacks	30 min		0930
39.	*Respond to NBC attack	40 min		1010
40.	*Terrorist activities	30 min		1040
41.	AAR	1 hr		1140

<b>Table 6-1. Ground Maintenance Company Evaluation Scenario (continued)</b>				
<b>EVENT</b>	<b>ACTION</b>	<b>ESTIMATED TIME</b>	<b>TIME FRAME</b>	
<b>PART 5</b>				
42.	Provide Ground Maintenance Support	4 hrs		1300
43.	Notification of Level II/III ground attacks		20 min	1320
44.	Defense preparations		30 min	1350
45.	Unit life support degradation	1 hr		1450
46.	OPFOR attacks	1 hr		1550
47.	Reorganize defenses		20 min	1610
48.	Relieved by TCP		40 min	1650
49.	Conduct ADC	2 hrs		1850
50.	AAR	2 hrs		2050
51.	Redeployment notification		30 min	Day 4 0600
52.	Reconstitution for movement	3 hrs		0900
53.	Movement to redeployment assembly areas	1 hr		1000
54.	Movement to port of embarkation	1 hr		1100
<b>PART 6</b>				
55.	Reception activities of debarkation	2 hrs		1300
56.	Onward movement from port of debarkation	1 hr		1400
57.	Final AAR	2 hrs		1600
<b>Total Time: 96 hrs</b>				
* * Indicates time is not added to the total time because tasks/events are performed simultaneously with other tasks/events.				

b. Support requirements must be coordinated and consistent with the level of evaluation (section, staff element, etc.) being conducted. OPFOR players and controllers must also be identified early to support free play if required. Table 6-2 is a consolidated list of support requirements for this evaluation. It is based on experiences with the scenario in Table 6-1. The evaluating headquarters will prepare its own consolidated support requirements.

**Table 6-2. Consolidated support requirements**

<b><u>AMMUNITION</u></b>	<b><u>QUANTITY</u></b>
5.56 mm SAW (Blank)	300 rds/wpn
5.56 mm SAW (Blank)	600 rds/wpn OPFOR
5.56 mm (Blank)	150 rds/wpn
5.56 mm (Blank)	300 rds/wpn OPFOR
40 mm (Blank)	300 rds/wpn
9 mm (Blank)	30 rds/wpn
.50 Cal (Blank)	400 rds/wpn
Blank adapter	1 set/wpn
<b><u>MILES</u></b>	1 set/wpn
Smoke grenades	4 per platoon/section
Smoke grenades	4 ea OPFOR
Simulators, booby trap	4 per unit
Claymore Mine (tng)	4-6 per unit
Simulators, hand grenades	10 per OPFOR
<b><u>ATWESS</u></b>	2 per LAW
Claymore Mine (tng)	4-6 per OPFOR
Simulators, arty	2 per trainer/evaluator
Simulators, arty	4 ea OPFOR
<b><u>FUEL</u></b>	
Use known historical data or Operations Logistics Planner (OPLOGPLN) software. Multiply the pieces of equipment times the amount of fuel per mile (or hour), times the tentative operating mileage (or hours).	
<b><u>EQUIPMENT</u></b>	
All organic equipment, to include authorized TOE and CTA, is used. Rail and aircraft loads are simulations.	
<b><u>NBC EQUIPMENT</u></b>	
TOE equipment is used.	

**Table 6-2. Consolidated support requirements (continued)****OTHER**

Meals	3 per individual per day
War Wound Mouflage Set	1 each
Aircraft for simulated air attack	1 each
Fire Marker Control System	(when available)

**NOTE:** The consolidated support requirements outlined for this FTX are intended as suggestions. Local policies or constraints may not allow for providing the items.

c. Selecting and Preparing the Field Evaluation Site. Required size, type of terrain, OPFOR requirements, and administrative requirements are the basis for site selection. For this evaluation, an area of \_\_\_ meters X \_\_\_ meters is required. The OPFOR is positioned according to threat doctrine. The site must provide space for the administrative area required to support the evaluation.

d. Planning Indirect Fire Simulation. Because it greatly influences the outcome of battles, reaction to indirect fire is an important consideration of the evaluation. Indirect fire simulation requires considerable planning to achieve realism.

(1) The fire control system outlined in TC 25-6 is a recommended method of simulating indirect fire. Due to the amount of required resources, this method may be difficult to support.

(2) The commander may use the evaluation control headquarters method or the simulation without OPFOR method to evaluate the unit's ability to react to indirect fire. If the evaluation control headquarters method is used, the OPFOR will initiate a call for fire to the evaluation control headquarters that will simulate the tactical FDC. The control headquarters would then relay the delivery data to the OCs who would mark the impact of the round with artillery simulators and assess appropriate casualties. If an OPFOR is not used, the OC may ignite artillery simulators and observe the unit's reactions. The FM 25-series provide assessment and computation tables which may be used to determine casualties. Indirect fire simulation must be realistic and limited to what the unit could reasonably expect under combat conditions.



### **6-3. SELECTING THE OBSERVER CONTROLLERS.**

a. OCs must know the unit's missions, organization, equipment, and employment. They should be at least equal in rank to the unit commander and have successfully performed in that specific or similar command position.

b. The following are minimum rank and experience requirements for the evaluators:

(1) Battalion OC will be an officer with battalion command or S3 experience.

(2) Company OC will be an officer with company command experience.

(3) Platoon or section OCs will be a lieutenant or NCO with platoon or section experience.

(4) Recorder will be an officer or NCO at the evaluation control headquarters who receives "kill" information or results and time data from the OCs.

### **6-4. TRAINING THE OBSERVER CONTROLLERS.** OCs standardize administration of the evaluation by understanding the following functional areas:

a. Evaluation Design. Each part is designed to evaluate specific missions or tasks within the overall scenario. OCs must thoroughly understand the evaluation and correctly implement it.

b. MILES. Each OC, regardless of position, must have full knowledge of the unit's weapons and vehicles and must also thoroughly understand the MILES system being used. The unit commander is responsible for ensuring that all MILES equipment is functional before each part of the scenario.

c. Evaluation Control System. This system ensures that the evaluation is administered in a consistent and standardized manner and that correct data is collected for the final evaluation. It includes the following elements:

(1) Rules of engagement.

(2) OC duties and responsibilities.

(3) Communication system.

(4) Evaluation data collection plan.

d. Safety. During any training event, all soldiers and leaders must be safety conscious. Evaluators must ensure that all events are conducted within established safety constraints. Prior to the beginning of each event, all personnel will be briefed on specific safety measures to be taken during execution.

#### **6-5. RECORDING EXTERNAL EVALUATION INFORMATION.**

a. The evaluating headquarters develops the data recording instruments for the OCs. The Unit Data Sheet, Figure 6-4, documents demographic information that may reflect on a unit's performance. The Environmental Data Sheet, Figure 6-5, documents weather information in order to compare missions under differing environmental conditions. The Personnel and Equipment Loss Report, Figure 6-6, documents information that may affect the unit's degree of success during engagements with the OPFOR.

b. The senior OC has the overall responsibility for preparation of the external evaluation. This evaluation is based on his/her own findings and his/her subordinate OCs' input. Subordinate OCs use the task evaluation criteria (T&EO from Chapter 5 and Task Summary Sheets, Figure 6-3) to determine overall proficiency in their particular areas. The senior OC compiles the external evaluation results as proscribed by the evaluating commander. Deviations from the task standard assessed by the unit OC may be addressed in the senior OC comments portion of the UPW.

<b>UNIT DATA SHEET</b>						
1. UNIT DESIGNATION: _____			DATE: _____			
2. UNIT LEADERS (CIRCLE MOST CORRECT ANSWER)						
POSITION	RANK	TIME IN UNIT (MONTHS)				
CDR	CPT/LT	1 - 3	4 - 6	7 - 12	13 - 18	OVER 19
UNIT MAINT OFFICER	CWO/WO	1 - 3	4 - 6	7 - 12	13 - 18	OVER 19
SENIOR MECHANIC	SSG/SGT	1 - 3	4 - 6	7 - 12	13 - 18	OVER 19
MAINT OFFICER	1LT/2LT	1 - 3	4 - 6	7 - 12	13 - 18	OVER 19
DS MAINT PLT LDR	1LT/2LT	1 - 3	4 - 6	7 - 12	13 - 18	OVER 19
SPT AMO OFFICER	CWO/WO1	1 - 3	4 - 6	7 - 12	13 - 18	OVER 19
GND SPT EQ REP SUP	SFC/SSG	1 - 3	4 - 6	7 - 12	13 - 18	OVER 19
ARMAMENT REP TECH	CWO/WO1	1 - 3	4 - 6	7 - 12	13 - 18	OVER 19
ELEC SYS MNT WO/SUP	CWO/SFC	1 - 3	4 - 6	7 - 12	13 - 18	OVER 19
ELEC MSL WO/SEC CHF	CWO/SFC	1 - 3	4 - 6	7 - 12	13 - 18	OVER 19
CAV SYS SPT SECT CHF	SFC/SSG	1 - 3	4 - 6	7 - 12	13 - 18	OVER 19
MAINT CTRL OFF	1LT/2LT	1 - 3	4 - 6	7 - 12	13 - 18	OVER 19
3. UNIT STRENGTH (Excluding Leaders): _____						
4. EQUIPMENT SHORTAGES (Major Items):						
_____						
_____						
_____						
_____						
_____						
5. COMMENTS:						
_____						
_____						
_____						
_____						
_____						
EVALUATOR SIGNATURE: _____						

Figure 6-4. Example Unit Data Sheet

<b>ENVIRONMENTAL DATA SHEET</b>	
<b>EXERCISE NUMBER AND DESCRIPTION:</b>	
<b>DATE/TIME EXERCISE STARTED:</b>	
<b>DATE/TIME EXERCISE ENDED:</b>	
<b>1. WEATHER CONDITIONS: (Circle appropriate description)</b>	
CLEAR    PARTLY CLOUDY    HAZY    RAINING    SNOWING    FOG OTHER:	
TEMPERATURE:	
<b>2. GROUND CONDITIONS: (Circle appropriate description)</b>	
DRY                      WET                      ICE                      SNOW OTHER:	
<b>3. LIGHT CONDITIONS: (Circle appropriate description)</b>	
DAY                      NIGHT	
MOON PHASE:    1/4                      1/2                      3/4                      FULL	
AVERAGE RANGE OF VISIBILITY DUE TO LIGHT:	
<b>4. TERRAIN: (Circle appropriate description)</b>	
FLAT    ROLLING    MOUNTAINOUS    JUNGLE    DESERT    URBAN    ARCTIC OTHER:	
TOP SOIL:            SANDY                      ROCKY                      CLAY                      OTHER:	
AVERAGE RANGE OF VISIBILITY DUE TO TERRAIN:	
<b>5. REMARKS:</b>	
_____	
_____	
_____	
_____	
_____	

**Figure 6-5. Example Environmental Data Sheet**



**6-6. SELECTING AND TRAINING THE OPFOR.** The selection and training of the OPFOR is crucial to the success of a standardized evaluation. The OPFOR provides one of the control measures that influences the conditions under which the evaluation is administered. The unit should face an opponent that realistically resembles the threat in strength, weapons, and skill.

a. Selection. Any qualified Skill Level 1 or 2 soldier can serve as OPFOR. Ideally, they should be a small, cohesive unit under the control of their leader or commander.

b. Training. The OPFOR must understand the following five major areas:

- (1) Installation and operation of the MILES devices.
- (2) Rules of engagement.
- (3) Threat small unit tactics.
- (4) Training scenarios.
- (5) OPFOR weapons and equipment, if available.

c. OPFOR Strength.

(1) Offense. Using MILES, the unit should outnumber the OPFOR three-to-one if an attack is to be successful. If the OPFOR is stronger than this ratio, only the most exceptional unit will be successful. They must be armed with weapons capable of defeating any of the unit's assets. As a general rule, the OPFOR should be strong enough to offer the unit a realistic challenge, but one that the unit can defeat when proper tactics are employed.

(2) Defense. The OPFOR, at a minimum, should have a three-to-one ratio of superiority, because anything less will not effectively challenge the unit when defending. The OPFOR should have sufficient weapons and ammunition to conduct a successful attack. They must be more than merely a series of targets to be destroyed. The OPFOR should be allowed to plan their own attack for each mission and not be forced into a "canned" attack that all units will quickly defeat. Once the OPFOR establishes their plan, they must use the same plan for all other like units for that event in order to maintain the objectivity and standardization of the evaluation.

**6-7. CONDUCTING THE EVALUATION.** Evaluations are divided into three distinct areas. Each area requires a different degree of preparation and coordination.

a. Pre-evaluation.

(1) The senior OC and all other OCs must recon the evaluation area to know the unit's boundaries, disposition of the OPFOR, and the most likely avenues of approach throughout the field evaluation site's AO.

(2) The unit must prepare an OPORD and FRAGO to control the exercise. An order is prepared for each mission in the evaluation scenario. These can be prepared by using the skeleton orders contained in the STXs and FTXs in Chapter 4.

(3) Unit preparatory activities include installation and troubleshooting of MILES equipment, loading vehicles, conducting inspections, and performing other logistics and administrative actions as required.

(4) The OPFOR is placed in position and briefed while the unit is conducting its preparatory activities.

(5) Once the unit has completed a move and the unit leaders have issued instructions, the OCs should make an equipment functions check.

b. Evaluation. The senior evaluator controls the exercise and oversees the recording of mission performance. Evaluators resolve all conflicts and record all staff limitations as they arise. A debriefing should take place between modules to clear up any questions. Evaluators must remain neutral throughout the evaluation.

(1) The evaluation team controls the evaluation in two ways. First, it uses measures established in both the movement order and in Paragraphs 3 and 5 in the OPORD and FRAGO. Second, the team controls the evaluation through the team commander (simulated by the senior OC for this evaluation) on the team net. The team does not control in the traditional sense; instead it accompanies the unit as observers. Only the senior OC has direct verbal contact with the unit commander. Other OCs do not speak to, aid, advise, point out positions, or in any way influence the unit's performance, except for a possible or actual safety issue or emergency. OCs are neutral throughout the evaluation.

(2) Once the senior OC issues the OPORD and movement order, the unit commander executes the events and actions prescribed in the first part of the evaluation scenario within the estimated time. From this point, all successive parts begin with a FRAGO.

(3) The senior OC terminates a part when the unit has completed all the events and actions in a particular area or has suffered so many casualties or damage that the part cannot be completed. The OC must record the reasons for the termination in the margin of the OC's Task Summary Sheets and report his action

to the evaluation control headquarters. At this time, OCs must perform the following actions:

- (a) Inspect all MILES equipment, record "kill" codes, and reset equipment. Any damaged or inoperative MILES equipment is replaced.
- (b) Resolve all casualty data to determine the time, place, number, and cause of casualties. This information is reported to the recorder in the evaluation control headquarters.
- (c) Debrief the unit to resolve questions. Afterwards, the senior OC directs the unit to continue its mission after it receives a FRAGO or OPORD for the next part.

(4) The OCs should follow these guidelines:

- (a) Report major "kills" (vehicles, groups).
- (b) Report major weapons fired. Together with reporting major kills, this is the best method for determining direct fire effectiveness. Both significant firings and hits are reported to the evaluation control headquarters.
- (c) Enforce rules of engagement.
- (d) Observe critical tactical events. OCs must spot and record any action that might have an effect on later performance or mission outcome.
- (e) Record travel routes and unit's location.
- (f) Inform OPFOR controllers of the unit's location, direction, and intent. This is necessary to enable OPFOR actions to be controlled in accordance with the desired sequence of events.
- (g) Enforce safety.
- (h) Terminate mission.

c. Post Evaluation. After the evaluation is terminated, the unit moves to an assembly area and performs the following functions:

- (1) The unit OC debriefs subordinate OCs and compiles all data (evaluator packets) for the evaluation.
- (2) The unit OC must complete the task summary sheets.



(3) The unit must turn in all completed OC packets (with the OC scoring system) to control headquarters for recording and analysis.

(4) The unit OC must conduct an AAR of the unit's performance.

(5) Each element OC should conduct an AAR of his element's performance.

## **6-8. CONDUCTING THE AFTER ACTION REVIEW.**

a. General. AARs should be planned at logical intervals during the exercise. Identifying performance deficiencies while still fresh, getting everyone involved, and preventing the reinforcement of bad habits are critical to improved performance. On-the-spot evaluations and corrections should also be emphasized.

b. Feedback. Because all members of the unit participate in an AAR, each member becomes a source of feedback. This provides a richer "database" for key points. The AAR leader draws information from each member that becomes an important part of the discussion. This information is the basis for discussing alternate courses of action.

c. Preparing the After Action Review. AAR preparation involves five steps:

(1) Review training orders and objectives. Training objectives are the focus of the discussion of exercise results. The FRAGOs and OPORDs included in the exercise design implement these objectives. The OCs should be familiar with the objectives, FRAGOs, and OPORDs so they can note orders given by leaders of the evaluated unit and subordinate elements that either implement these objectives or deviate from them.

(2) Observe the exercise. This is an active process. The emphasis is on noting those actions that make the difference between the unit's success or failure. OCs do not need to remain close to the unit leader, since more can be seen from high ground near the lead element's location or along the unit's route of march. Because unit orders identify important activities and checkpoints, OCs must be present when the commander issues the order. OCs should position themselves where they can best observe anticipated critical events. Examples of critical events include:

(a) Conducting a road march.

(b) Crossing a radiologically contaminated area.

- (c) Performing unit supply operations.
- (d) Responding to an NBC attack.

(3) Select the site and assemble the participants. After the exercise, select a site for the AAR. If possible, hold the AAR where the majority of action occurred, where most of the critical events took place (normally where the OPFOR was positioned), or where the terrain can be observed. Usually, the OPFOR or unit objectives are suitable for assembling the players and conducting AARs.

(4) Debrief the OCs. While the units are moving to the selected site, the OCs should be debriefed. The senior OC must have a complete understanding of what happened in the exercise. The fourth step in AAR preparation is to obtain a detailed description of the exercise's events in the order in which they occurred.

(5) Review the events. After the senior OC has a sound understanding of what happened during the exercise, he reviews the events that are ranked in terms of their relevance to the training objectives and their contributions to the exercise outcome. He selects as many events as can be covered in detail during the time allowed for the AAR and places them in chronological order.

d. Conducting the After Action Review. Conducting the AAR requires five steps:

(1) Organize the participants. When the senior OC and AAR leader assembles the participants, he groups them according to their organization in the exercise. Each subordinate element's OC is responsible for the element he observed.

(2) State the training objectives. The AAR leader makes a brief statement of the training objectives for the exercise. These are described as specifically as possible. He states any additional teaching points that he intends to cover during the AAR. These should be limited to three or four key points in order to keep the AAR focused and prevent it from becoming excessively long.

(3) Lead the discussion. The AAR leader guides the discussion of events in their order of occurrence. Diagrams help players visualize the exercise development. The AAR leader starts by sketching the main terrain features and, as the AAR proceeds, have the participants draw routes of advance, objectives, and locations of engagements. Each event is discussed in detail to make teaching points about the unit's performance during the event. The AAR leader should--

- (a) Avoid giving a critique or lecture.

- (b) Guide the discussion by asking leading questions.
  - (c) Suggest the players describe what occurred in their own terms.
  - (d) Suggest the players discuss not only what happened, but also how it happened, and how it could be done better.
  - (e) Focus the discussion to ensure important tactical lessons are made explicit.
  - (f) Relate events to subsequent results.
  - (g) Avoid detailed examination of events not directly related to major training objectives.
  - (h) Encourage the participants to use diagrams to illustrate teaching points and to show routes, phase lines, and objectives.
  - (i) Prohibit players from offering self-serving excuses for inappropriate tactical actions.
- (4) Review the sequence of events associated with the hazards of the risk assessment made prior to the exercise. Ask the following questions:
- (a) Were effective controls put in place to avoid accidents?
  - (b) Was training realism reduced through artificial control measures?
  - (c) Were all participants aware of hazards down to the lowest level?
  - (d) Did any hazard present itself that was not identified, and what was done to overcome it?
  - (e) Were there incidents of fratricide or near fratricide, and how can they be avoided in the future?
- (5) Summarize key points. The AAR leader briefly summarizes teaching points in terms of training objectives covered in the AAR. After the summary, he can have a private conversation with the unit commander regarding his strengths and weaknesses, and what he can do to improve his performance and that of his unit. A good AAR leader:

- (a) Maintains order and discipline.
  - (b) Reviews the training objectives.
  - (c) Addresses important events as they occurred and how the unit could have done them better. During the discussion, the leader avoids a detailed examination of events not directly related to the training objective.
  - (d) Traces the chain of events so all participants understand the results of mistakes. One mistake is often the partial cause of another.
  - (e) Clearly relates tactical events to teaching points.
  - (f) Involves participants in the discussion.
  - (g) Clearly and concisely gives a summary and new training objectives.
  - (h) Reinforces points by using sketches, diagrams, or terrain models in the AAR.
- e. Reference Materials. Reference materials for conducting an AAR are TC 25-6, TC 25-20, and FM 25-101.

## Appendix A

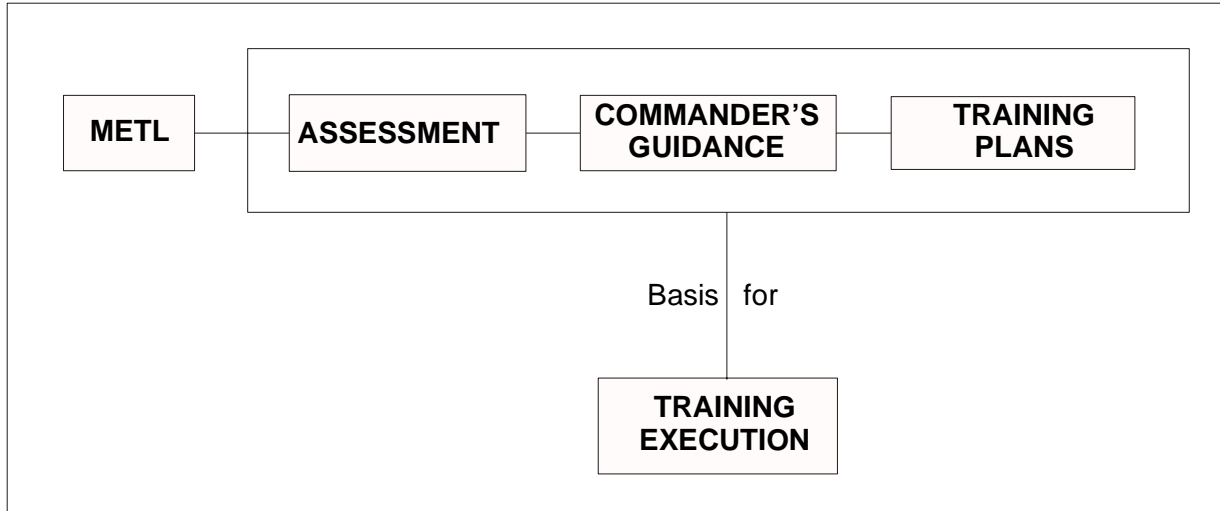
### Combined Arms Training Strategy

**A-1. PURPOSE.** This appendix provides, as part of the CATS, the Combined Arms Command's (CAC) recommended strategy for training a unit. This appendix has three parts. The first part describes CATS and explains how CATS fits into the training planning process as described in FM 25-101. The second part explains how to read the strategies, and the third part explains how to integrate CATS into the long-range and near-term planning process.

#### Section I. CATS AND THE TRAINING PLANNING PROCESS

**A-2. TRAINING PLANNING PROCESS.** FM 25-101 describes a three-step process, based on the unit METL and ending in training execution. Figure A-1 is a graphic representation of the process. CATS does not replace this process. It is a training tool that enhances the commander's ability to use the training planning process to manage his training and optimize the use of scarce training resources. CATS unit strategies describe recommended training events and the event frequency. Units may train all or some of these events. A unit's training frequency may or may not match that in the CATS strategy. Whatever a unit's training requirements, CATS provides a framework for use in making decisions on the training to be conducted. The training strategy outlined in CATS is designed to help commanders at all levels develop and execute a more efficient training program. Any given strategy addresses all units Army-wide of the same TOE. The specific makeup of the unit's training program is dependent upon its METL, guidance from higher headquarters, and the resources available at the installation or training environment. CATS unit strategies are descriptive in nature and intended for use as a guide for commanders.

**A-3. CATS.** CATS is the Army's training strategy that integrates combined arms training for heavy, light, and special operations forces, the active and reserve components, in the unit and institution environments. It provides an azimuth to guide Army training and identifies the resources required to support that training. It enables the Army to identify, manage, and program the acquisition of training resources. CATS evolved from the need for more efficient training based on expected resource constraints. At US Army level, CATS gives the rationale for acquiring training resources through the development of unit and institutional training strategies. The strategies provide recommended training frequencies and identify the training resources needed to support the strategy.

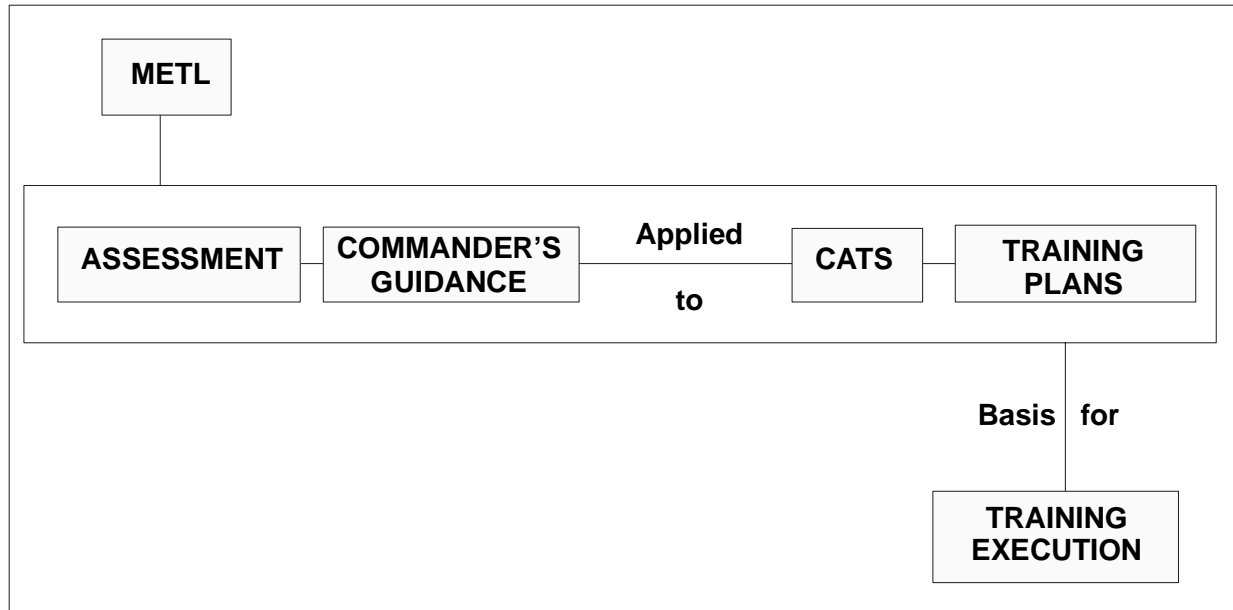


**Figure A-1. Training Planning Process**

**A-4. TERMS.** The information in this paragraph explains the terms listed in Figure A-1. For information on the training planning process, see FM 25-101.

- a. The METL is an unconstrained, unprioritized statement of the tasks required to complete the wartime mission. It is the source of training planning activities.
- b. Assessment is the beginning of the training planning process. It is the commander's evaluation of the unit's training level based on the METL.
- c. Commander's Guidance consists of long-range planning calendars and Command Training Guidance (CTG) issued to the battalion from the division. It serves to focus the training efforts of the battalion in accordance with the division commander's priorities. The battalion in turn issues CTG for its subordinate companies.
- d. Training Plans are a collection of schedules and other supporting documents which carry out the commander's guidance.
- e. Training Execution is the actual performance of the training scheduled in the training plans portion of the training planning process.

**A-5. APPLYING CATS.** The information in this paragraph explains how to apply CATS to the training planning process. Figure A-2 is a graphic representation of the process.



**Figure A-2. Training Planning Process**

a. The commander determines the exact events and tasks to be trained based on his METL and guidance from higher headquarters.

(1) The unit trains tasks during events established in FM 25-100, FM 25-101, and CATS.

(2) The unit trains its METL by training soldiers, and their appropriate sections, in their wartime tasks. The unit applies CATS to its training plans by applying the training events, frequencies, and critical gates contained in strategies to the CTG in developing training plans. The commander and training officer/NCO uses the critical gates identified in the strategies to ensure basic tasks are trained prior to moving on to training more complex or resource intensive tasks. The performance of training gate tasks are always evaluated by the commander and serve as the basis of additional training efforts. For example, a TEWT should be used to train METL tasks prior to conducting a complex and resource intensive event like a CFX.

(3) Training Aids, Devices, Simulators and Simulations (TADSS) based training uses a mix of TADSS and live fire/field training. The strategies show those TADSS within the Army's system or year projected for fielding. The TADSS may not be available at the installation or training environment.

b. The strategies can be viewed as training plans for generic type units. By inserting extra steps into the training process, commanders evaluate and apply the components of their CATS strategies to their particular training programs and

environments. The optimal frequencies identified in the strategies may have to be adjusted depending upon the unit's training status or its resourcing.

## **Section II. STRATEGY ORGANIZATION AND INTERPRETATION**

**A-6. UNIT TRAINING STRATEGIES.** This paragraph explains the strategy organization and explains how to use it. The unit training portion of CATS is a series of separately generated training strategies. These strategies describe the events, frequencies, and resources recommended to train to standard. As part of the unit training strategy development process, TRADOC established a standard format to depict unit training strategies. The unit training strategy is a descriptive strategy for training and sustaining soldier and collective task proficiency. The tasks to be trained at a particular unit will be based on the unit's METL. The unit strategy in this appendix covers all CSS units. The unit training strategies have three major components -- Maneuver, Gunnery, and Soldier.

a. The Maneuver strategy is descriptive. It provides recommended training frequencies for collective training events in a unit. The events come from FM 25-100, 25-101, or the glossary of this MTP. The Maneuver strategy helps a unit maintain MTP standards and depicts the resources required to support training events.

b. The Gunnery Component has individual/crew served weapons strategies that the Infantry school developed. These strategies can also be found in DA Pam 350-38 and DA Pam 350-39, or appropriate weapons FMs.

c. The Soldier Component is a descriptive strategy for training individual soldier skills. It lists the resources required to support soldier training, and links with and supports a collective training strategy.

**A-7. ELEMENTS OF THE UNIT STRATEGIES.** The unit training strategies are in matrix formats. The matrix lists the unit size levels, training events or training exercises, training event frequencies for both active and reserve components, critical gates, and training resources.

a. Training levels are units, training elements, or echelons (such as individual through corps) that execute specific training events.

b. Training events are types of collective training exercises identified in FM 25-101 or the glossary of this MTP. Training events identify the recommended exercises units should conduct to train to MTP standard. Units normally conduct events in a progressive and sequential manner. For example, a TEWT should be



conducted before conducting a CFX. A CPX should be conducted before conducting an FTX.

c. Training event frequencies are the suggested number of times that an event should be trained during a training cycle to attain or maintain MTP standards. AC units use an annual cycle. RC unit's conduct training on a 4-year cycle.

d. A critical gate is a training event that must be completed and evaluated before moving onto a more complex, resource intensive or hazardous event. MACOM or field commanders may direct performance of critical gate training tasks to an established standard prior to performing more complex or resource intensive tasks.

e. The unit training strategies identify the resources that will be used to support each training event. These resources are:

- OPTEMPO
- Ammunition
- TADSS
- Training Land
- Training Ranges

The resources listed in the strategies represent those that are available now.

(1) OPTEMPO figures reflect the annual operating miles/hours for the base vehicle for a particular unit, per event. The OPTEMPO figures come from the Battalion Level Training Model (BLTM). When no BLTM was available, the proponents developed an estimated OPTEMPO required to support all the annual iterations of that training event.

(2) Ammunition figures reflect the ammunition required to support training events and come from DA Pam 350-38. The maneuver/collective strategies reflect blank ammunition requirements. Live ammunition appears on the Gunnery strategies. Pyrotechnics appear on the maneuver/collective component.

(3) TADSS are training aids, devices, simulators, and simulations that support specific training events. TADSS listed are those in the system and non-system TADSS that are fielded. For example, Battalion and BBS is identified

as a primary TADSS to support battalion staff and headquarters company/ detachment's CPX training.

(4) Training Land is a resource category that will list the recommended training land in kilometers by event to conduct maneuver training. The reference is TC 25-1. A particular unit will determine the actual amount of training land needed by METT-TC and the characteristics or condition of the training land available to the unit.

(5) Training Range is a resource requirement that supports weapons training events. The information comes from TC 25-8.

**A-8. GUIDE TO THE UNIT STRATEGIES.** This paragraph provides a guide to reading the collective, gunnery, and soldier components. Generally, the leader using the matrices for planning will have a METL (or other list of critical tasks in which his unit must be proficient) and will be looking for guidance about appropriate training methods. The key to using CATS for unit training management is understanding the strategy and its various components. The strategy is organized by functional area and echelon to be trained. It has eight interactive components, expressed as columns in a matrix format. An example matrix for one mission/task is at Table A-1. The columns provide the following information:

- Column One records the mission and supporting tasks requiring training. The entries in Column One consist of the appropriate MTP missions and tasks.
- Column Two shows the desired frequency of and interval between repetitions of the task(s). Both the unit's personnel turnover rate and the rate of progress need to be considered in determining how frequently to train.
- Column Three lists alternative "training means"--combinations of events and media (live or simulation)--that might be selected to train this mission/task. Commanders must select an appropriate means for each training event conducted.
- Column Four lists the estimated duration of each means (determined by the event more than by the medium). Commanders need to ensure adequate time is available for each task.
- Column Five shows a means quality rating, related to the cost and realism of the event/medium. When choosing events and media, the resource costs of different training media must be balanced against the needs for realism and repetition. Generally, as the unit becomes more proficient, realism should increase.

- An "A" level means is identified as a CTC deployment and training activity.

- A "B" level means is described as a well assigned home station training exercise.

- A "C" level means is described as a partial task training exercise.

- A "D" level means is described as a subtask training exercise.

- Column Six identifies the training unit/audience for the event. The information in this column is drawn from the appropriate MTP.

- Column Seven gives the prerequisite training (training "gates") that should be attained by the members of the training audience prior to the execution of the means in Column 3. If the training audience has not attained the specified level of proficiency, the means cannot achieve the quality indicated in Column 5.

- Column Eight provides a place to record detailed comments concerning the purpose and desired outcome of each event along with other remarks or guidance.

**Table A-1. Example CATS Task Matrix**

Column 1	Column 2	Column 3	Column 4	Column 5	Column 6	Column 7	Column 8
<u>Task</u>	<u>Freq/Interval</u>	<u>Means (Event/Media)</u>	<u>Estimated Duration</u>	<u>Quality (A-D)</u>	<u>Training Unit (Audience)</u>	<u>Prerequisite Training Gates</u>	Remarks: Includes purpose of event; outcome being supported; comments about execution of the event/ constraints posed by <u>TADSS/et al</u>
<b>RECALL PROCEDURES</b> <u>XX-X-XXXX</u> To train company on recall procedures: Perform Deployment Alert Activities 63-2-8001	12/ Monthly	7 STX (Telephonic/ Non-telephonic Alert)	2-3 hrs.	C	Battalion	Telephonic and non-telephonic recall procedures and rosters current	<b>PURPOSE:</b> To verify recall rosters and procedures. <b>OUTCOME:</b> To maintain the ability to rapidly alert, assemble, prepare, deploy, marshal, and outload on any mode of transportation, all TOE equipment and personnel with minimum outside assistance. <b>REMARKS:</b> None.

### Section III. INTEGRATION OF CATS IN THE PLANNING PROCESS

**A-9. INTEGRATING CATS.** This portion of the appendix explains how to integrate CATS into the planning process. It focuses on long range planning conducted at brigade and above. To understand how CATS fits into this process, a brief summary of Chapter 3, (Planning) from FM 25-101 is provided.

#### **A-10. THE PLANNING PROCESS.**

##### a. Long Range Planning.

(1) **Assessment.** Assessment is the start of the long range planning process. Using their evaluations, the input of subordinate leaders, and the results of training evaluations, commanders assess their unit's training level on METL tasks. The assessment serves as the basis for the commander's training strategy for sustainment and improvement training. Commanders at all levels do this assessment function. An integral part of the assessment is the identification of required training resources and shortfalls. The commander also must synchronize the actions of supporting units and agencies to ensure proper training execution.

(2) In creating their training strategy, commanders ensure training:

- Is METL focused.
- Incorporates combined arms.
- Identifies who, when, and where to train.
- Has a logical sequence of execution.
- Identifies the type of exercise to be trained.
- Determines the frequencies of a given task.
- Coordinates all events.
- Matches resources to requirements.

The strategy that meets these requirements results in the commander's training guidance.

(3) Senior commanders (brigade and above) provide subordinate commanders with long range training calendars, the commander's training

guidance, resources to train, and protection from training distorters. Commanders often provide recommended training events frequency.

b. **Short-Range Planning.** The short range planning process refines the guidance that results from the long range planning process. Subordinate commanders use this guidance to create their training calendars. Guidance on the short-range training process can be found in the CATS appendix in the unit's MTP.

**A-11. CATS AND THE PLANNING PROCESS.** CATS serves the unit commander as a training management and training resource identification tool. As a training management tool, it allows the unit commander to more efficiently manage his training program, with limited resource availability. As a training resource identification tool, it identifies the resources within the Army's inventory to conduct training. The availability of those resources will vary, depending on location.

a. **Long-Range Planning.**

(1) **Assessment.**

(2) **The CATS strategy:**

- Is METL focused.
- Incorporates combined arms.
- Identifies who, when, and where to train.
- Has a logical sequence of execution.
- Identifies the type of exercise to be trained.
- Determines the frequencies of a given task.
- Coordinates all events.
- Matches resources to requirements.

(3) CATS provides a convenient vehicle for the transmission of the commander's training guidance. It serves as the basis for the long-range calendar and provides subordinate commanders with recommended frequencies of training events.

(4) Execution. The following example shows how CATS could fit into the long range planning process.

b. The Company/Detachment Maneuver Training Strategy lists the recommended frequencies for required annual training events. In particular, for the STX it lists 10 iterations. The optimal training frequency is for the company/detachment staff to train the event 10 times in a given year, 1 STX per month for 10 months. The frequencies listed in CATS would be trained as follows:

- 2 events per year - semi-annual training
- 4 events per year - quarterly training
- 6 events per year - bimonthly training

c. Naturally, the training year may not support such a neat breakdown of training events. CATS provides the flexibility to adjust the events to meet each unit's specific requirements. A key point here is the idea of critical gates. As one can see, STX is a critical gate for FTX. Every task that is a critical gate should be conducted before conducting the more complex task. Gates serve to ensure basic tasks essential to the successful performance of complex tasks are trained and evaluated prior to the performance of complex tasks. Critical gates may also serve as a type of preview or "rehearsal" for a follow-on training event.

d. Assume the commander has identified platoon leadership as a particular weakness in the unit. The commander decides he wants to run platoon STX exercises twice a month to train the platoon/section/crew/squad leadership elements.

e. Using this guidance, simply go to the company strategy and substitute 24 for 12. If the frequencies for the other events are acceptable, the unit now has a coupled commander's strategy. In this manner a CATS base strategy is tailored to meet a commander's assessment and training needs.

f. Short Range Planning. The application of CATS Battalion Staff and headquarters Company/Detachment's unit training strategies to battalion short range planning and the battalion quarterly training calendar is seen as follows:

Recommended Company/Detachment Calendar Using CATS Maneuver Strategy.

1st Month

Week 1	Drill Training (1)
Week 2	Cell/Staff/Section Training (1)
Week 3	Cell/Staff/Section Training (1)
Week 4	STX (2)

NOTES:

1. The collective tasks trained during the weekly Cell/Staff/Section training periods support company METL tasks and are trained according to the commander's assessment and his priorities outlined in the CTG. Soldier training tasks trained during this month are soldier/leader supporting performance of the collective tasks to be trained during the weekly staff training sessions or the monthly STX.
2. Performance of the STX substitutes for Cell/Staff/Section Training in week four (4).

2nd Month

Week 1	Cell/Staff/Section Training (1)
Week 2	Cell/Staff/Section Training (1)
Week 3	TOCEX (2)
Week 4	Cell/Staff/Section Training (1)

Notes:

1. Training during these weekly periods concentrates on staff METL tasks identified as priority in the CTG. Training time here could also be spent training tasks evaluated as NO GO during the 1st month's training periods. Logistics Coordination Exercises (LCXs) and Maneuver Coordination Exercises (MCXs) can also be used to enhance staff coordination.
2. Performance of the Tactical Operations Center Exercise (TOCEX) substitutes for performance of the monthly STAFFEX. Commanders may have to modify or extend the training period of the TOCEX to include training tasks that would have been normally performed in the STAFFEX.



3. Tasks trained here can be tasks rated as NO GO during the previous week's TOCEX.

### 3rd Month

Week 1	Cell/Staff/Section Training (1)
Week 2	TEWT (1)
Week 3	Cell/Staff/Section Training (1)
Week 4	CPX (2)

#### Notes:

1. This TEWT substitutes for performance of the Call/Staff/Section training that would normally be performed this week. Ideally, the TEWT's discussion points and learning objectives would be developed to support/reinforce collective tasks trained in the previous month's Cell/Staff/Section, STAFFEX, or TOCEX training periods. The commander may also structure the TEWT to train staff coordination and integration tasks as key for the upcoming CPX.

2. Substitutes for performance of the STAFFEX normally performed during the month.

As seen in the above, the commander structures his training program using recommended CATS training events, frequencies, and critical gates to support METL training. Weekly or monthly training events can be conducted independently or integrated into other collective training exercises.

In scheduling training, the commander should take maximum advantage of higher headquarters directed events to accomplish recommended CATS training events.

g. Horizontal and Vertical Integration. In executing this training strategy, the commander vertically integrates his training requirements with the battalion's/group's training requirements. Additionally, the company's training strategy is horizontally integrated with other companies in the battalion to ensure combined arms training is effected.

## Appendix B

### Battlefield Operating Systems

**B-1. MANEUVER.** The employment of forces on the battlefield through movement and direct fires in combination with fire support, or fire potential to achieve a position of advantage in respect to enemy ground forces in order to accomplish the mission. This includes direct fire systems (such as small arms, tank guns, and attack helicopter fires).

a. **Move.** To position forces (units and equipment) relative to the enemy to secure or retain positional advantage making full use of terrain and formation. It is the dynamic element of combat – the means of concentrating forces at the critical point to achieve the surprise, psychological shock, physical momentum, and moral dominance which enables smaller forces to defeat larger ones. Units supporting combat maneuver units are included since they are expected to go wherever the combat unit goes.

Note: Movement of cargo, equipment, and personnel is covered under the Combat Service Support BOS.

b. **Engage Enemy.** To enter into conflict or combat on the ground with the enemy using direct fire or close combat. Note: Air targets are covered in the Air Defense BOS.

c. **Control Terrain.** To dominate an area to prevent enemy occupation of the position through fire, fire potential, or occupation of the terrain.

**B-2. FIRE SUPPORT.** The collective and coordinated use of target acquisition data, indirect fire weapons, armed aircraft (less attack helicopters) and other lethal and nonlethal means against ground targets in support of maneuver force operations (FM 6-20). It includes artillery, mortar, and other non line-of-sight fires, and naval countermeasures.

a. **Process Ground Targets.** To select targets and match the appropriate response to them, taking account of operational requirements and capabilities.

b. **Engage Ground Targets.** To enter into with the enemy using fire support systems.

**B-3. AIR DEFENSE.** All measures designed to nullify or reduce the effectiveness of attack by hostile aircraft or missiles after they are airborne (FM 44-100).

a. Process Air Targets. To select targets and match the appropriate response to them, taking account of operational requirements and capabilities.

b. Attack Enemy Aircraft. To intercept, engage, destroy, or neutralize enemy aircraft and missiles in flight.

c. Deny Airspace. To prevent enemy use of airspace through fire potential or other means without direct attack of air targets (for example, deliberate smoke, barrage balloons).

**B-4. COMMAND AND CONTROL.** The exercise of authority and direction by a properly designated commander over assigned forces in the accomplishment of the mission. Command and control functions employed by a commander in planning, directing, coordinating, and controlling forces and operations in the accomplishment of the mission.

a. Acquire and Communicate Information and Maintain Status. To gain possession of information on the METT-TC, and weather, by or for the commander or his staff, to translate the information into usable form to retain and disseminate it.

b. Assess Situation. To continuously evaluate information received through reports or the personal observations of the leader or commander to decide whether different actions are required from those that would result from the most recent orders issued.

c. Determine Actions. To conduct the continuous process of making estimates and decisions for assigned or projected tasks. This function involves a detailed and systematic examination of all aspects of contemplated operations including deciding to alter planned or ongoing actions. This function includes the formulation of the commander's concept and intent.

d. Direct and Lead Subordinate Forces. To provide direction to subordinate forces such as that they understand and contribute effectively to the attainment of the commander's concept and intent. This function includes the preparation and completion of orders.

e. Employ Tactical C3CM. To integrate the use of operations security, tactical deception, tactical jamming, and physical destruction, supported by intelligence, to deny information, to influence, degrade, or destroy adversary tactical C3 capabilities and to protect friendly tactical C3 against such actions.

**B-5. INTELLIGENCE.** That knowledge of the enemy, weather, and geographical features required by the commander in planning and conducting tactical operations.

It is derived from an analysis of information on the enemy's environments (FM 34-130).

- a. Collect Information. To obtain information in any manner.
- b. Process information. To convert information into intelligence through collation, evaluation, analysis, integration, and interpretation.
- c. Prepare Intelligence Reports. To develop and produce standard reports and IPB products for the commander's use that report intelligence or information, to task intelligence assets, or to receive information, intelligence orders, or instructions.

**B-6. MOBILITY AND SURVIVABILITY.** The capability of the forces that permit freedom of movement relative to the enemy while retaining the ability to fulfill its primary mission. It also includes those measures that the force takes to remain viable and functional by protection from the effects of enemy weapon systems and natural occurrences.

- a. Provide Mobility. To provide freedom of movement for personnel and equipment on the battlefield without delays due to terrain or obstacles.
- b. Provide Countermobility. To delay, channel, or stop offensive movement by the enemy in order to destroy his forces directly or indirectly by enhancing the effectiveness of friendly indirect and direct weapon systems.
- c. Enhance Survivability. To protect personnel, equipment, and supplies for enemy systems and natural occurrences while simultaneously deceiving the enemy.

**B-7. COMBAT SERVICE SUPPORT.** The support and assistance provided to sustain forces, primarily in the fields of logistics, personnel services, and health services.

- a. Arm. To provide munitions to weapon systems. This encompasses all types of ammunition to include mines and demolition munitions.
- b. Fuel. To provide fuel and petroleum products (petroleum, oils, and lubricants) to keep weapon systems and other equipment operational.
- c. Fix. To preserve the availability of weapon systems and equipment. It includes providing repair parts and end items at the right place and time, and all the actions taken before, during, and after battle to keep equipment operational.

d. Man the Force. To provides all support to the individual soldier as well as provide healthy, fit soldiers to units.

e. Distribute. To provide the various classes of supplies to military units by employing transportation and supply services.

f. Provide Sustainment Engineering. To repair and construct facilities and lines of communications.

e. Provide Military Police Support. To provide enemy prisoner of war collection, evacuation, and internment, and to enforce military law and order.

**GLOSSARY**

- Numbers -

1SG First Sergeant (E8)

- A -

AACG	Arrival Airfield Control Group
AAR	After Action Review
ABCS	Army Battle Command System
ACS	Army Community Service
ADC	Area Damage Control
ADP	Automated Data Processing
AER	Army Emergency Relief
AG	Adjutant General
ALCE	Airlift Control Element
AM	Amplitude Modulation
AO	Area of Operations
APOD	Aerial Port Of Debarkation
APOE	Aerial Port Of Embarkation
AR	Army Regulation
	Armor
ARC	American Red Cross
ARTEP	Army Training and Evaluation Program
A/SPOE	Aerial/Sea Port of Embarkation
ASAS	All-Source Analysis System
ASAT	Automated Systems Approach to Training
ASB	Aviation Support Battalion
ASP	Ammunition Supply Point
ATP	Ammunition Transfer Point
ATTN	Attention
AUEL	Automated Unit Equipment List

- B -

BCOC	Base Cluster Operations Center
BCT	Brigade Combat Team
BDAR	Battle Damage Assessment and Repair
BFACS	Battlefield Functional Area Control System
BLTM	Battalion Level Training Model
BOS	Battlefield Operating System
BSA	Brigade Support Area

BSC Base Support Company

- C -

C2 Command and Control  
CALFEX Combined Arms Live Fire Exercise  
CAS Close Air Support  
CATS Combined Arms Training Strategy  
CFX Command Field Exercise  
CHS Combat Health Services  
CMO Civil Military Operations/Office/Officer  
COA Course of Action  
COMSEC Communication Security  
CONPLAN Contingency Plan  
CONUS Continental United States  
COOP Continuity of Operations Plan  
CP Command Post  
CPX Command Post Exercise  
CSM Command Sergeant Major  
CSS Combat Service Support  
CSSAMO Combat Service Support Automation Management Officer/Office  
CSSCS Combat Service Support Control System  
CTG Command Training Guidance  
CTIL Commander's Tracked Items List

- D -

DA Department of the Army  
DACG Departure Airfield Control Group  
DAMMS-R Department of the Army Movement Management System -  
Revised  
DAO Division Ammunition Officer/Office  
DE Directed Energy  
DEL Deployment Equipment List  
DISCOM Division Support Command  
DOL Director of Logistics  
DS Direct Support  
DSA Division Support Area  
DTG Date-Time Group

- E -

EAD Echelons Above Division  
ECCM Electronic Counter Countermeasures

EEFI	Essential Elements of Friendly Information
ELSEC	Electronic Security
EOC	Emergency Operations Center
EOD	Explosive Ordnance Disposal
EPW	Enemy Prisoner of War
ETA	Estimated Time of Arrival

- F -

FAD	Force Activity Designator
FASCAM	Family of Scatterable Mines
FBCB2	Force XXI Battle Command, Brigade and Below
FM	Field Manual
	Frequency Modulation
FNS	Foreign Nation Support
FRAGO	Fragmentary Order
FSB	Forward Support Battalion
FSC	Forward Support Company
FSG	Family Support Group
FSMC	Forward Support Medical Company
FTX	Field Training Exercise

- G -

GMC	Ground Maintenance Company
-----	----------------------------

- H -

HHC	Headquarters and Headquarters Company
HN	Host Nation
HQ	Headquarters
HSC	Headquarters and Supply Company
HUMINT	Human Intelligence

- I -

IAW	In Accordance With
IC	Installation Coordinator
ICUMO	Installation Coordinator Unit Movement Officer
INTSUM	Intelligence Summary
IPB	Intelligence Preparation of the Battlefield
IR	Intelligence Requirements
ITO	Installation Transportation Officer/Office



- K -

KIA Killed In Action

- L -

LCX Logistical Coordination Exercise

LOC Lines of Communication  
Logistics Operations Center

LOG Logistics

LOGPAC Logistics Package

LOGSITREP Logistics Situation Report

LOGSTAT Logistics Status

LP Listening Post

LTA Local Training Area

- M -

MA Marshalling Area

Mortuary Affairs

MAPEX Map Exercise

MCA Movement Control Agency

MCP Maintenance Collection Point

MCS Maintenance Control Section

Maneuver Control System

MCT Movement Control Team

MCX Maneuver Coordination Exercise

MEDEVAC Medical Evacuation

MEDLOG Medical Logistics

METL Mission Essential Task List

METT-TC Mission, Enemy, Terrain, Troops, Time Available, and Civilian  
Considerations

MHE Material Handling Equipment

MIA Missing In Action

MIJI Meaconing, Intrusion, Jamming, and Interference

MIL Master Incident List

MILES Multiple Integrated Laser Engagement Simulation

MMC Materiel Management Center

MOBPLAN Mobilization Plan

MOPP Mission Oriented Protective Posture

MOS Military Occupational Specialty

MOUT Military Operations in Urban Terrain

MP Military Police

MQS Military Qualification Standards

MSR	Main Supply Route
MST	Maintenance Support Team
MTMC	Military Traffic Management Command
MTP	Mission Training Plan
MTS	Movement Tracking System
MWR	Morale, Welfare, and Recreation

- N -

NAI	Named Area of Interest
NBC	Nuclear, Biological, Chemical
NCO	Noncommissioned Officer
NCOIC	Noncommissioned Officer In Charge
NCS	Net Control Station
NLT	Not Later Than

- O -

OC	Observer Controller
OCONUS	Outside the Continental United States
OEG	Operational Exposure Guidance
OFS	Officer Foundation System
OIC	Officer In Charge
OP	Observation Post
OPFOR	Opposing Forces
OPLAN	Operations Plan
OPLOGPLN	Operations Logistics Planner
OPORD	Operations Order
OPSEC	Operational Security
OPTEMPO	Operational Tempo
OR	Operational Readiness

- P -

PAC	Personnel and Administrative Center
PAO	Public Affairs Office/Officer
PERSTAT	Personnel Status Report
PEWS	Platoon Early Warning System
PIR	Priority Intelligence Requirements
	Personnel Information Roster
PKG	Packaged
PL	Platoon Leader
PLL	Prescribed Load List
PMCS	Preventative Maintenance Checks and Services

PMCT	Port Movement Control Team
PMO	Provost Marshall Office
POD	Port of Debarkation
POL	Petroleum, Oil, and Lubricants
POV	Privately Owned Vehicle
PSA	Port Support Activity
PX	Post Exchange

- R -

RAA	Redeployment Assembly Area
RC	Reserve Component
RCPOC	Rear Command Post Operations Center
RP	Release Point
RSO&I	Reception, Staging, Onward Movement, and Integration
RSOP	Redeployment Standing Operating Procedures
RTD	Return To Duty
RTF	Regeneration Task Force

- S -

S1	Adjutant / Personnel Officer
S2/S3	Intelligence and Operations Officer
S4	Supply Officer
S6	Communication/Electronics Officer
SA	Situational Awareness
	Staging Area
SAMS2	Standard Army Maintenance System - 2
SATS	Standard Army Training System
SCPE	Simplified Collective Protective Equipment
SDO	Staff Duty Officer
SIDPERS	Standard Installation/Division Personnel System
SIGINT	Signal Intelligence
SIGSEC	Signal Security
SITMAP	Situation Map
SITREP	Situation Report
SJA	Staff Judge Advocate
SM	Soldier's Manual
SMCT	Soldier's Manuals Of Common Tasks
SOI	Signal Operating Procedures
SOP	Standing Operating Procedures
SP	Start Point
SPBS-R	Standard Property Book System - Redesign
SPOD	Seaport of Debarkation

SPOE	Seaport of Embarkation
SPOTREP	Spot Report
SRP	Soldier Readiness Processing
SSI	Standing Signal Instruction
STAFFEX	Staff Exercise
STAMIS	Standard Army Management Information System
STP	Soldier Training Publication
STRAC	Standards in Training Commission
STRIKEWARN	Strike Warning of Friendly Nuclear Fire
STX	Situational Training Exercise

- T -

T&EO	Task and Evaluation Outline
TAA	Tactical Assembly Area
TADDS	Training Aids, Devices, Simulators, and Simulations
TB	Technical Bulletin
TC	Training Circular
TCF	Tactical Combat Force
TDY	Temporary Duty
TEWT	Tactical Exercise Without Troops
TEXMIS	Training Module Executive Management Information System
TG	Trainer's Guide
TM	Technical Manual
TMCA	Theater Movement Control Agency
TOC	Tactical Operations Center
TOCEX	Tactical Operations Center Exercise
TOE	Table of Organization and Equipment
TRADOC	(US Army) Training and Doctrine Command
TSB	Theater Staging Base
TSOP	Tactical Standing Operating Procedures

- U -

UAA	Unit Assembly Area
UCMJ	Uniform Code of Military Justice
UIC	Unit Identification Code
UMC	Unit Movement Coordinator
	Unit Movement Code
UMD	Unit Movement Data
UMO	Unit Movement Officer
UPW	Unit Proficiency Worksheet
USCS	United States Custom Service
USDA	United States Department of Agriculture

- W -

WARNO            Warning Order

- X -

XO                Executive Officer

## REFERENCES

### Required Publications

#### Army Regulations

AR 40-5	Preventive Medicine
AR 190-13	The Army Physical Security Program
AR 220-1	Unit Status Reporting
AR 220-10	Preparation for Oversea Movement of Units (POM)
AR 350-1	Army Training
AR 380-5	Department of the Army Information Security Program
AR 385-10	Army Safety Program
AR 530-1	Operations Security
AR 530-2	Communications Security
AR 530-3	(C) Electronic Security
AR 530-4	(C) Electronic Security (U)
AR 600-8-1	Army Casualty Reporting and Memorial Affairs and Line of Duty Investigations
AR 700-84	Issue and Sale of Personal Clothing
AR 700-138	Army Logistics Readiness and Sustainability
AR 710-2	Supply Policy below the Wholesale Level
AR 750-1	Army Materiel Maintenance Policies

#### Department of Army Pamphlets

DA Pamphlet 710-2-1	Using Unit Supply System: Manual Procedures
DA Pamphlet 738-750	Functional Users Manual for the Army Maintenance Management System (TAMMS). 31 October 1989.
DA Pamphlet 750-35	Functional Users Guide for Motor Pool Operations. 30 May 1989.

#### Field Manuals

FM 3-3	NBC Contamination Avoidance
FM 3-4	NBC Protection
FM 3-5	NBC Decontamination
FM 3-100	NBC Operations
FM 5-103	Survivability
FM 7-20	The Infantry Battalion
FM 7-30	Infantry, Airborne, and Air Assault Brigade Operations
FM 8-10-6	Medical Evacuation in a Theater of Operations, Tactics, Techniques and Procedures

FM 8-15	Medical Support in Divisions, Separate brigades, and the Armored Cavalry Regiment
FM 8-285	Treatment of Chemical Agent Casualties and Conventional Military Chemical Injuries
FM 9-43-1	Maintenance Operations and Procedures
FM 9-43-2	Recovery and BDAR
FM 10-27-2	Tactics, Techniques and Procedures for Quartermaster Direct Supply and Field Service Operations
FM 10-64	Mortuary Affairs Operations
FM 11-32	Combat Net Radio Operations
FM 12-6	Personnel Doctrine
FM 12-10	Field Hygiene and Sanitation
FM 19-30	Physical Security
FM 19-40	Enemy Prisoners of War, Civilian Internees, and Detained Persons
FM 20-3	Camouflage
FM 21-10	Field Hygiene and Sanitation
FM 21-10-1	Unit Field Sanitation Team
FM 21-11	First Aid For Soldiers
FM 21-16	Unexploded Ordnance Procedures
FM 21-26	Map Reading and Land Navigation
FM 21-75	Combat Skills of the Soldier
FM 22-9	Soldier Performance in Continuous Operations
FM 22-51	Leaders Manual for Combat Stress Control
FM 24-18	Tactical Single-Channel Radio Communications Techniques
FM 24-19	Radio Operator's Handbook
FM 26-2	Management of Stress in Army Operations
FM 34-54	Battlefield Technical Intelligence
FM 44-8	Small Unit Self Defense Against Air Attack
FM 44-30	Visual Aircraft Recognition
FM 55-9	Unit Air Movement Planning
FM 55-10	Movement Control in a Theater of Operations
FM 55-30	Army Motor Transport Units and Operations
FM 55-65	Strategic Deployment by Surface Transportation
FM 63-2-2	Division Support Command (Digitized)
FM 63-20-1	Forward Support Battalion (Digitized)
FM 63-21-1	Division Support Battalion (Digitized)
FM 63-23-2	Division Aviation Support Battalion (Digitized)
FM 71-2	The Tank And Mechanized Infantry Battalion Task Force

FM 100-17-series Mobilization, Deployment, Redeployment, Demobilization

### **Technical Manuals**

TM 10-500-7 Airdrop of Supplies and Equipment, Airdrop Recovery Procedures; TO 13C7-1-10

TM 38-250 Packaging of Materials Handling: Preparing of Hazardous Materials for Military Air Shipment, 15 January 1988.

### **Related Publications**

Related publications are sources of additional information. They are not required in order to understand this publication.

### **Army Regulations**

AR 105-2 (C) Electronic Counter-Countermeasures (ECCM) - Electronic Warfare Susceptibility and Vulnerability (U)

AR 105-3 Reporting, Meaconing, Intrusion, Jamming and Interference of Electromagnetic Systems

AR 380-40 (C) Policy for Safeguarding and Controlling COMSEC Information (U)

### **Field Manuals**

FM 8-10-7 Health Service Support in an NBC Environment (Final Draft)

FM 8-34 Food Sanitation for the Supervisor, 30 December 1983

FM 9-6 Munitions Support in Theater of Operations

FM 10-13 Supply and Service Reference Data

FM 10-15 Basic Doctrine Manual for Supply and Storage

FM 10-23 Army Food Service Operations

FM 10-23-1 Commander's Guide to Food Service Operations

FM 10-24 Ration Breakdown Point Operations

FM 10-27 General Supply in a Theater of Operations

FM 10-27-3 Tactics, Techniques and Procedures for Quartermaster Headquarters Operations

FM 10-52 Field Water Supply

FM 10-60 Subsistence Supply and Management in Theaters of Operations

FM 10-63 Handling of Deceased Personnel in Theaters of Operations

FM 10-67 Petroleum Supply in Theaters of Operations

FM 10-67-1 Concepts and Equipment of Petroleum Operations

FM 21-60 Visual Signals



FM 24-1	Signal Support in the Air Land Battle
FM 24-10	Field Wire and Field Cable Techniques
FM 24-35	(O) Communication-Electronics Operations Instructions (CEOI)
FM 24-35-1	Signal Supplemental Instructions
FM 55-1	Army Transportation Services in a Theater of Operations
FM 55-450-1	Army Helicopter External Load Operations
FM 71-3	Armored and Mechanized Infantry Brigade
FM 100-5	Operations (How to Fight)
FM 100-10	Combat Service Support
FM 100-27	US Army/US Air Force Doctrine for Joint Airborne and Tactical Airlift Operations
FM 101-5	Staff Organization and Operations
FM 101-5-1	Operational Terms and Symbols

**Other Product Types**

OPLOG Planner	Operations Logistics Planner
TRADOC Pam 525-6	Operations Security - Doctrinal Guidelines for Tactical Units and Trainers

**Soldier's Training Publications**

STP 9-44B12-SM-TG	Soldier's Manual/Trainer's Guide MOS 44B Metal Worker Skill Levels 1 and 2
STP 9-45B12-SM-TG	Soldier's Guide and Trainer's Guide MOS 45B Small Arms/Artillery Repairer Skill Levels 1 and 2
STP 9-45K34-SM-TG	Soldier's Manual and Trainer's Guide MOS 45K Tank Armament Repairer Skill Levels ¾
STP 9-52C3-SM-TG	Soldier's Manual and Trainer's Guide MOS 52C Utilities Equipment Repairer Skill Level 3
STP 9-52D3-SM-TG	Soldier's Manual and Trainer's Guide MOS 52D Power-Generation Equipment Repairer Skill Level 3
STP 9-63B35-SM-TG	Soldier's Manual and Trainer's Guide MOS 63B Light Wheel Vehicle Mechanic Skill Levels 3, 4 and 5
STP 9-63H34-SM-TG	Soldier's Manual and Trainer's Guide MOS 63H Track Vehicle Repairer Skill Levels 3 and 4
STP 9-63T35-SM-TG	Soldier's Manual and Trainer's Guide MOS 63T Bradley Fighting Vehicle Mechanic Skill Levels 3, 4 and 5
STP 9-63Z5-SM-TG	Soldier's Manual and Trainer's Guide MOS 63Z Mechanical Maintenance Supervisor Skill Level 5
STP 21-1-SMCT	Soldier's Manual Of Common Tasks Skill Level 1

STP 21-24-SMCT	Soldier's Manual Of Common Tasks Skill Levels 2, 3, and 4
STP 21-I-MQS	Military Qualifications Standards I, Manual of Common Tasks
STP 21-II-MQS	Military Qualifications Standards II, Manual of Common Tasks

**Technical Bulletins**

TB Medical 530	Occupational and Environmental Health Food Service Sanitation
----------------	---

**Technical Manuals**

TM 750-244-2	Procedures for Destruction of Electronics Materiel to Prevent Enemy Use (Electronics Command)
TM 750-244-6	Procedures for Destruction of Tank-Automotive Equipment to Prevent Enemy Use (U.S. Army Tank-Automotive Command)
TM 750-244-7	Procedures for Destruction of Equipment in Federal Supply Class 1000, 1005, 1010, 1015, 1020, 1025, 1030, 1055, 1090, and 1095 to Prevent Enemy Use

**Training Circulars**

TC 24-20	Tactical Wire and Cable Techniques
----------	------------------------------------

**QUESTIONNAIRE**  
**MISSION TRAINING PLAN USER FEEDBACK**

MTP NUMBER: \_\_\_\_\_ DATE: \_\_\_\_\_

MTP TITLE: \_\_\_\_\_

Request your recommendations to improve this training publication. To make it easier to make recommendations, a standard questionnaire has been provided for your use. Please answer all questions frankly and mail to: Commander, U.S. Army Combined Arms Support Command, 401 1st Street, Suite 229, ATTN: ATCL-A, Fort Lee, Virginia 23801

THE FOLLOWING QUESTIONS PERTAIN TO YOU.

1. What is your position (CDR, XO, Plt Ldr, Plt Sgt, Section Chief, Section NCOIC, etc.)? \_\_\_\_\_
2. How long have you served in this position? \_\_\_\_\_
3. How long have you served in this unit? \_\_\_\_\_
4. What is your component?      A. AC      B. RC
5. What is your unit?      A. CONUS      B. USAREUR  
    C. USARPAC      D. 8TH USA  
    E. Other (specify) \_\_\_\_\_

THE FOLLOWING QUESTIONS ARE ABOUT THE MTP IN GERNERAL.

6. How do you feel this document has affected training in your unit when compared to other training products?
  - A. Has made training worse. \_\_\_\_\_  
 \_\_\_\_\_
  - B. Has made training better. \_\_\_\_\_  
 \_\_\_\_\_
  - C. Has had no effect on training. \_\_\_\_\_  
 \_\_\_\_\_
  - D. Do not know or do not have an opinion. \_\_\_\_\_  
 \_\_\_\_\_

7. How easy is this product to use compared to other training products?

A. More difficult. \_\_\_\_\_  
\_\_\_\_\_

B. Easier. \_\_\_\_\_  
\_\_\_\_\_

C. About the same. \_\_\_\_\_  
\_\_\_\_\_

D. Do not know or do not have an opinion. \_\_\_\_\_  
\_\_\_\_\_

8. What part of the MTP was least useful?

A. Chapter 1, Unit Training. \_\_\_\_\_  
\_\_\_\_\_

B. Chapter 2, Training Matrix. \_\_\_\_\_  
\_\_\_\_\_

C. Chapter 3, Mission Outlines. \_\_\_\_\_  
\_\_\_\_\_

D. Chapter 4, Training Exercises. \_\_\_\_\_  
\_\_\_\_\_

E. Chapter 5, Training and Evaluation Outlines. \_\_\_\_\_  
\_\_\_\_\_

F. Chapter 6, External Evaluation. \_\_\_\_\_  
\_\_\_\_\_

G. Do not know or do not have an opinion. \_\_\_\_\_  
\_\_\_\_\_

9. What part of the MTP was most useful?

A. Chapter 1, Unit Training. \_\_\_\_\_  
\_\_\_\_\_

B. Chapter 2, Training Matrix. \_\_\_\_\_  
\_\_\_\_\_

C. Chapter 3, Mission Outlines. \_\_\_\_\_  
\_\_\_\_\_

D. Chapter 4, Training Exercises. \_\_\_\_\_  
\_\_\_\_\_

- E. Chapter 5, Training and Evaluation Outlines. \_\_\_\_\_  
\_\_\_\_\_
- F. Chapter 6, External Evaluation. \_\_\_\_\_  
\_\_\_\_\_
- G. Do not know or do not have an opinion. \_\_\_\_\_  
\_\_\_\_\_

10. What chapter of the MTP was the most difficult to understand?

- A. Chapter 1, Unit Training. \_\_\_\_\_  
\_\_\_\_\_
- B. Chapter 2, Training Matrix. \_\_\_\_\_  
\_\_\_\_\_
- C. Chapter 3, Mission Outlines. \_\_\_\_\_  
\_\_\_\_\_
- D. Chapter 4, Training Exercises. \_\_\_\_\_  
\_\_\_\_\_
- E. Chapter 5, Training and Evaluation Outlines. \_\_\_\_\_  
\_\_\_\_\_
- F. Chapter 6, External Evaluation. \_\_\_\_\_  
\_\_\_\_\_
- G. Do not know or do not have an opinion. \_\_\_\_\_  
\_\_\_\_\_

11. What was the easiest part of the MTP to understand?

- A. Chapter 1, Unit Training. \_\_\_\_\_  
\_\_\_\_\_
- B. Chapter 2, Training Matrix. \_\_\_\_\_  
\_\_\_\_\_
- C. Chapter 3, Mission Outlines. \_\_\_\_\_  
\_\_\_\_\_
- D. Chapter 4, Training Exercises. \_\_\_\_\_  
\_\_\_\_\_
- E. Chapter 5, Training and Evaluation Outlines. \_\_\_\_\_  
\_\_\_\_\_
- F. Chapter 6, External Evaluation. \_\_\_\_\_  
\_\_\_\_\_

G. Do not know or do not have an opinion. \_\_\_\_\_  
\_\_\_\_\_

THE FOLLOWING QUESTIONS PERTAIN TO THE TRAINING EXERCISES  
(STX AND FTX).

12. The exercises are designed to prepare the unit to accomplish its wartime mission. In your opinion, how well did they fulfill their intended purpose?

A. They did not prepare the unit at all. \_\_\_\_\_  
\_\_\_\_\_

B. They helped, but only provided 20% or less of my unit's training requirements.  
\_\_\_\_\_

C. They helped, but only provided 21% to 50% of my unit's training requirements.  
\_\_\_\_\_

D. They helped, but only provided 51% to 80% of my unit's training requirements.  
\_\_\_\_\_

E. They provided 81% or more of my unit's training requirements.  
\_\_\_\_\_

13. Would you recommend that any STX or TX be added or deleted from the MTP (specify FTX or STX)?  
\_\_\_\_\_

14. What was the greatest problem you experienced with the exercises?

A. Too many pages. \_\_\_\_\_  
\_\_\_\_\_

B. Hard to read and understand. \_\_\_\_\_  
\_\_\_\_\_

C. Needs more illustrations. \_\_\_\_\_  
\_\_\_\_\_

D. Needs more information on how to set up the exercises. \_\_\_\_\_  
\_\_\_\_\_

E. Needs more information on leader training. \_\_\_\_\_  
\_\_\_\_\_

F. Needs more information on how to conduct the exercises. \_\_\_\_\_  
\_\_\_\_\_

G. Needs more information on support and resources. \_\_\_\_\_

H. Needs more information on normally attached elements. \_\_\_\_\_

I. Does not interface well with other training products, such as battle drills.

J. Do not know or have no opinion.

15. What was the second greatest problem you experienced with the exercises?

A. Too many pages. \_\_\_\_\_

B. Hard to read and understand. \_\_\_\_\_

C. Needs more illustrations. \_\_\_\_\_

D. Needs more information on how to set up the exercises. \_\_\_\_\_

E. Needs more information on leader training. \_\_\_\_\_

F. Needs more information on how to conduct the exercises. \_\_\_\_\_

G. Needs more information on support and resources. \_\_\_\_\_

H. Needs more information on normally attached elements. \_\_\_\_\_

I. Does not interface well with other training products, such as battle drills.

J. Do not know or have no opinion.

16. How many STX's or FTX's have you trained or participated in personally?

THE FOLLOWING QUESTIONS APPLY TO CHAPTERS 5 AND 6 OF THE MTP.

17. What changes would you make to Chapter 5, Training and Evaluation Outlines?
- A. Leave it out altogether. \_\_\_\_\_  
\_\_\_\_\_
  - B. Clarify how to use this chapter with the training exercises.  
\_\_\_\_\_
  - C. Clarify how to use this chapter with the external evaluation.  
\_\_\_\_\_
  - D. The performance measures are too detailed.  
\_\_\_\_\_
  - E. The performance measures are not detailed enough.  
\_\_\_\_\_
  - F. The performance measures do not adequately address those elements that are normally attached in wartime. \_\_\_\_\_  
\_\_\_\_\_
  - G. Do not change, chapter is fine. \_\_\_\_\_  
\_\_\_\_\_
  - H. Do not know or have no opinion. \_\_\_\_\_  
\_\_\_\_\_
18. What changes would you make to this Chapter 6, External Evaluation?
- A. Leave it out altogether. \_\_\_\_\_  
\_\_\_\_\_
  - B. Clarify how to use this chapter with the training exercises.  
\_\_\_\_\_
  - C. Clarify how to use this chapter with the external evaluation.  
\_\_\_\_\_
  - D. The performance measures are too detailed.  
\_\_\_\_\_
  - E. The performance measures are not detailed enough.  
\_\_\_\_\_
  - F. The performance measures do not adequately address those elements that are normally attached in wartime. \_\_\_\_\_  
\_\_\_\_\_





By Order of the Secretary of the Army:

**ERIC K. SHINSEKI**  
*General, United States Army*  
*Chief of Staff*

Official:

**JOEL B. HUDSON**  
*Administrative Assistant to the*  
*Secretary of the Army*  
9931204

**DISTRIBUTION:**

Active Army, Army National Guard, and US Army Reserve: To be distributed in accordance with the initial distribution number 121658, requirements for ARTEP 43-388-30-MTP.

**PIN: 065890-000**